



US00D625066S

(12) **United States Design Patent**
Shannon

(10) **Patent No.:** **US D625,066 S**

(45) **Date of Patent:** **** Oct. 5, 2010**

(54) **WASTE RECEPTACLE**

(75) Inventor: **David M. Shannon**, Edmond, OK (US)

(73) Assignee: **Carlisle FoodService Products, Incorporated**, Oklahoma City, OK (US)

(**) Term: **14 Years**

(21) Appl. No.: **29/354,323**

(22) Filed: **Jan. 22, 2010**

(51) **LOC (9) Cl.** **09-09**

(52) **U.S. Cl.** **D34/1**

(58) **Field of Classification Search** D34/1,
D34/5, 6, 7; 220/908-913

See application file for complete search history.

(56) **References Cited**

U.S. PATENT DOCUMENTS

3,482,730	A	12/1969	Podwalny	
D311,982	S *	11/1990	Ladney	D34/7
D324,122	S	2/1992	Brussing	
D355,514	S *	2/1995	Breen	D34/1
D365,427	S *	12/1995	Brightbill et al.	D34/1
D387,530	S *	12/1997	Doxey	D34/1
D405,576	S *	2/1999	Rausch	D34/1
6,311,859	B1	11/2001	Haas	
D459,046	S *	6/2002	Laib	D34/1
D520,702	S *	5/2006	Miller	D34/1
D521,203	S *	5/2006	Sofy et al.	D34/1

D566,365	S *	4/2008	Wentz et al.	D34/1
D578,265	S *	10/2008	Presnell	D34/1
D600,741	S *	9/2009	Sued et al.	D18/34.9
D611,216	S *	3/2010	Yang et al.	D34/7
2007/0202751	A1	8/2007	Wentz et al.	
2007/0210088	A1	9/2007	Wentz et al.	

OTHER PUBLICATIONS

Photographs of waste receptacle.

* cited by examiner

Primary Examiner—Cynthia E Ramirez

(74) *Attorney, Agent, or Firm*—McAfee & Taft

(57) **CLAIM**

The ornamental design for a waste receptacle, as shown and described.

DESCRIPTION

FIG. 1 is a perspective view showing the top and front of the waste receptacle embodying the design;

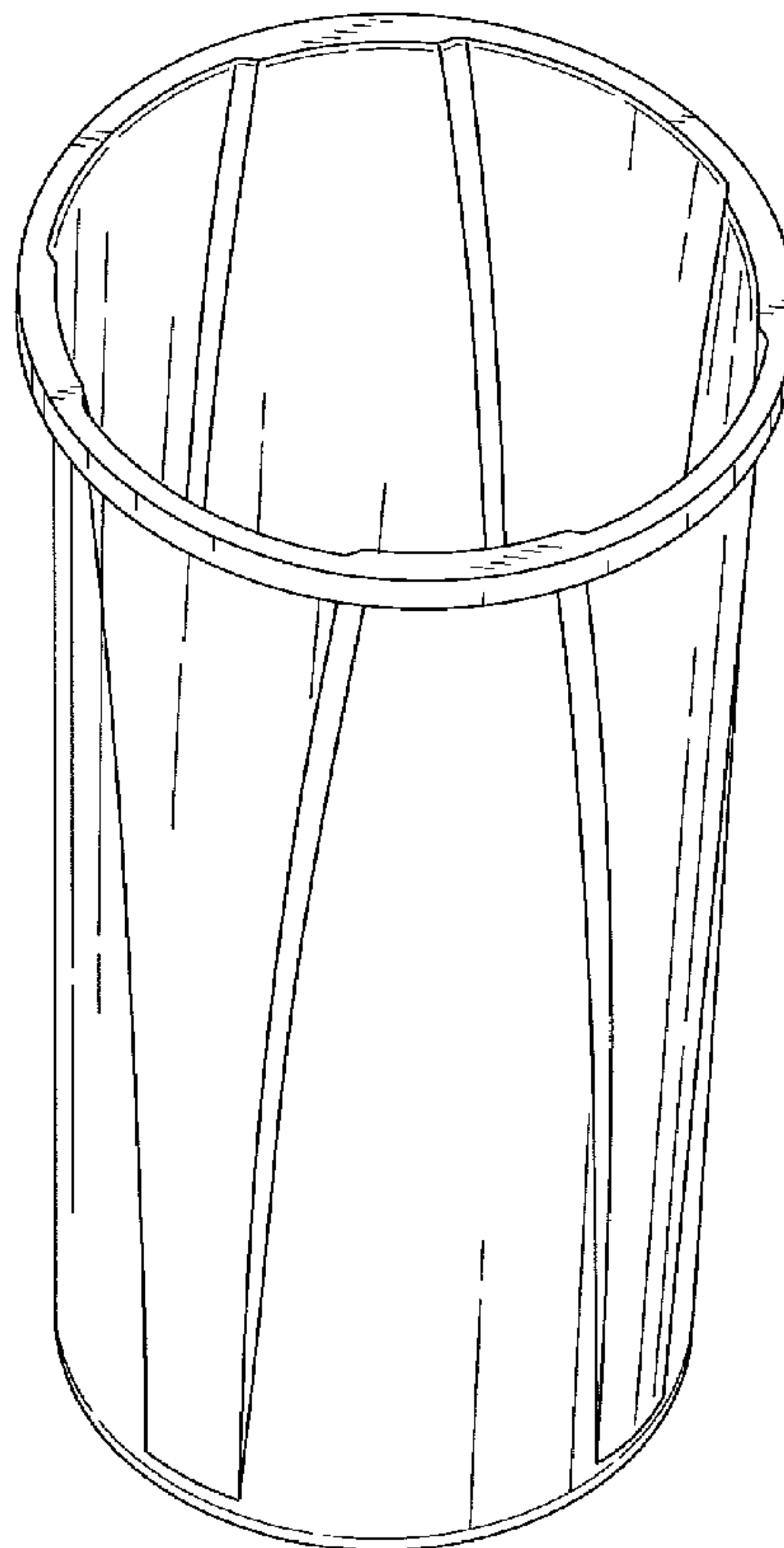
FIG. 2 is a front elevational view thereof, the rear elevational view, left side elevational view and right side elevational view being identical thereto;

FIG. 3 is a top plan view thereof; and,

FIG. 4 is a bottom plan view thereof.

The broken lines shown herein are for illustrative purposes only and form no part of the claimed design.

1 Claim, 3 Drawing Sheets




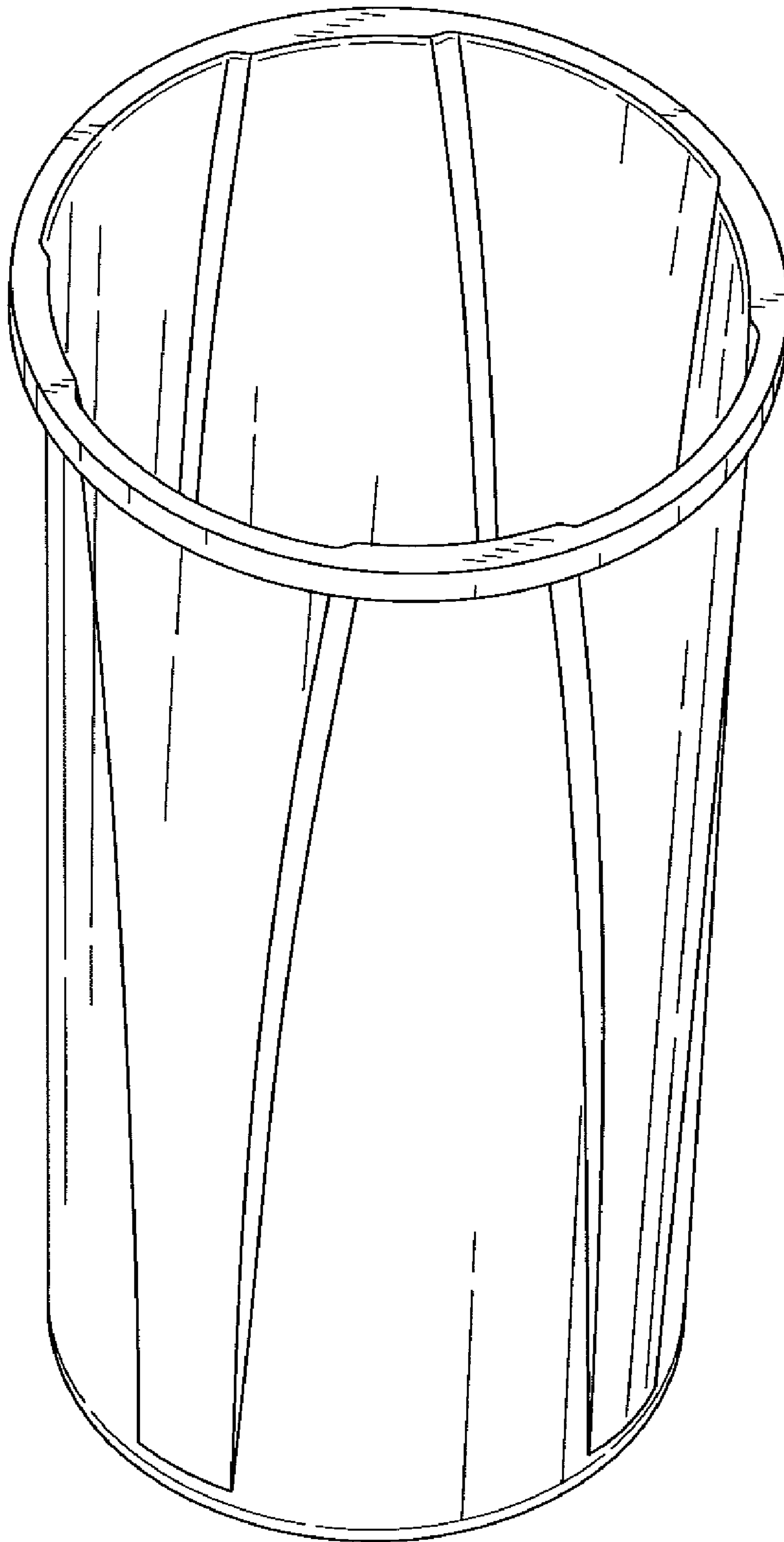




FIG. 2




FIG. 3

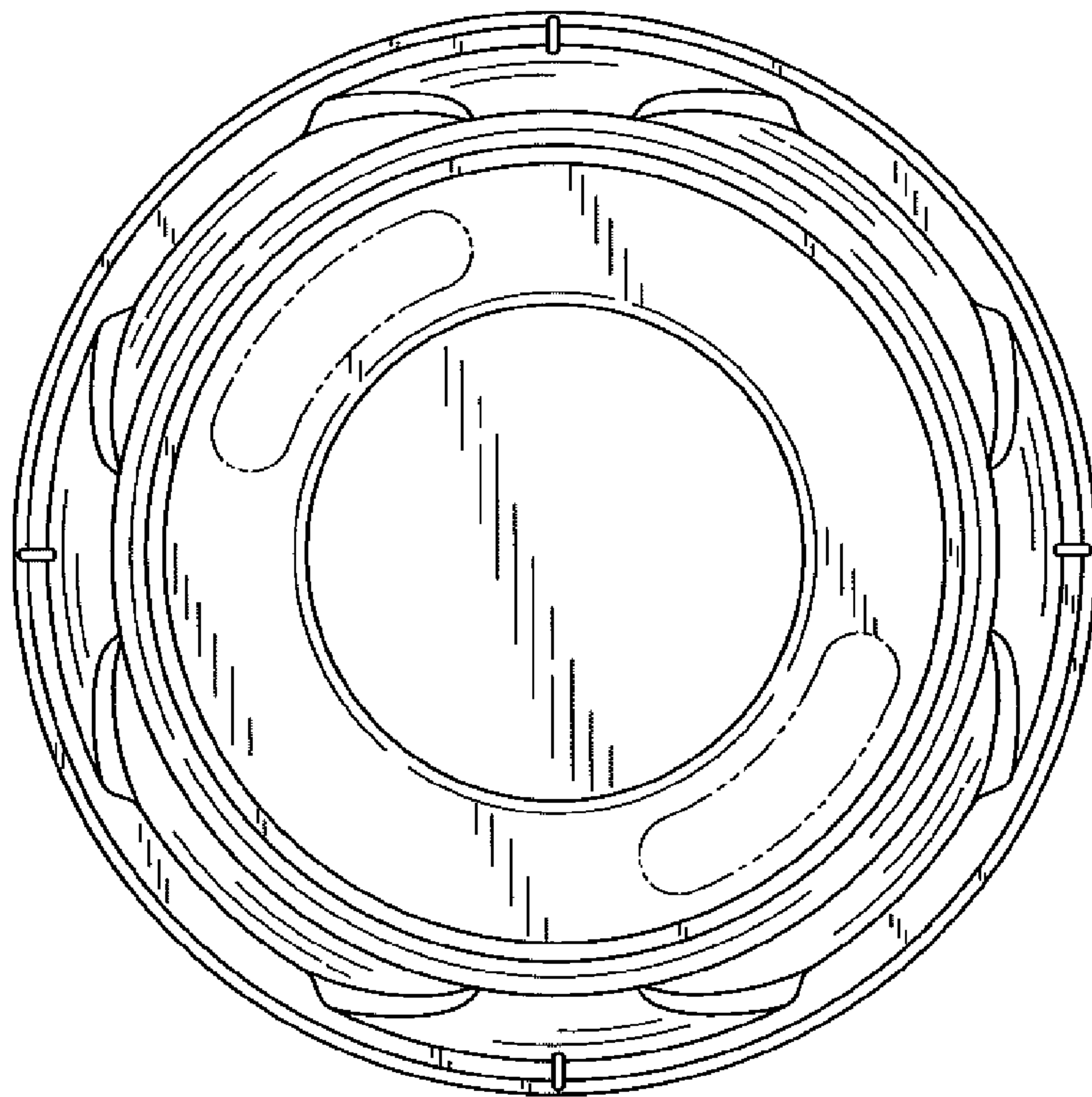


FIG. 4