



US00D625056S

(12) **United States Design Patent**
Kelly

(10) **Patent No.:** **US D625,056 S**
(45) **Date of Patent:** **** Oct. 5, 2010**

(54) **TREAT TUMBLE TOY**

(75) Inventor: **Sara Kelly**, San Rafael, CA (US)

(73) Assignee: **Worldwise Inc.**, San Rafael, CA (US)

(**) Term: **14 Years**

(21) Appl. No.: **29/333,091**

(22) Filed: **Mar. 3, 2009**

(51) **LOC (9) Cl.** **30-99**

(52) **U.S. Cl.** **D30/160**

(58) **Field of Classification Search** D30/160;
119/702, 706-711

See application file for complete search history.

(56) **References Cited**

U.S. PATENT DOCUMENTS

4,963,117	A *	10/1990	Gualdoni	446/219
D388,559	S *	12/1997	Mauldin, Jr.	D30/160
5,819,690	A *	10/1998	Brown	119/707
5,865,147	A *	2/1999	Rubin	119/711
5,947,061	A *	9/1999	Markham et al.	119/710
5,965,182	A *	10/1999	Lindgren	119/707
6,073,581	A *	6/2000	Wang	119/707
6,158,391	A *	12/2000	Simonetti	119/707
6,237,538	B1 *	5/2001	Tsengas	119/707
6,470,830	B2 *	10/2002	Mann	119/709
6,484,671	B2 *	11/2002	Herrenbruck	119/707
D468,235	S *	1/2003	Yamazaki	D21/475
6,526,912	B1 *	3/2003	Ottoson	119/707
D480,518	S *	10/2003	McGinty	D30/160
6,722,317	B2 *	4/2004	O'Rourke	119/707
7,246,574	B2 *	7/2007	Renforth	119/711
7,261,432	B1 *	8/2007	Habitz	362/196

2006/0054106	A1 *	3/2006	Renforth	119/711
2006/0060153	A1 *	3/2006	Washington et al.	119/707
2006/0243218	A1 *	11/2006	Woltmann et al.	119/710
2006/0254531	A1 *	11/2006	Willinger	119/710
2007/0022971	A1 *	2/2007	Renforth et al.	119/707
2008/0314331	A1 *	12/2008	DeGhionno	119/709
2008/0314333	A1 *	12/2008	Hurwitz	119/709

OTHER PUBLICATIONS

Doctors Foster and Smith catalog; p. 124; Laser Treat Balls #WU-22422/22423.*

Care-A-Lot catalog; p. 131; Kong Biscuit Ball #324/323.*

Care-A-Lot catalog; p. 130; Molecuball #350/352.*

* cited by examiner

Primary Examiner—Cathy Anne MacCormac

(74) *Attorney, Agent, or Firm*—Bay Area Technology Law Group PC

(57) **CLAIM**

The ornamental design for a treat tumble toy, as shown and described.

DESCRIPTION

FIG. 1 is a perspective view of a treat tumble toy showing my new design;

FIG. 2 is a front view of FIG. 1;

FIG. 3 is a rear view of FIG. 1;


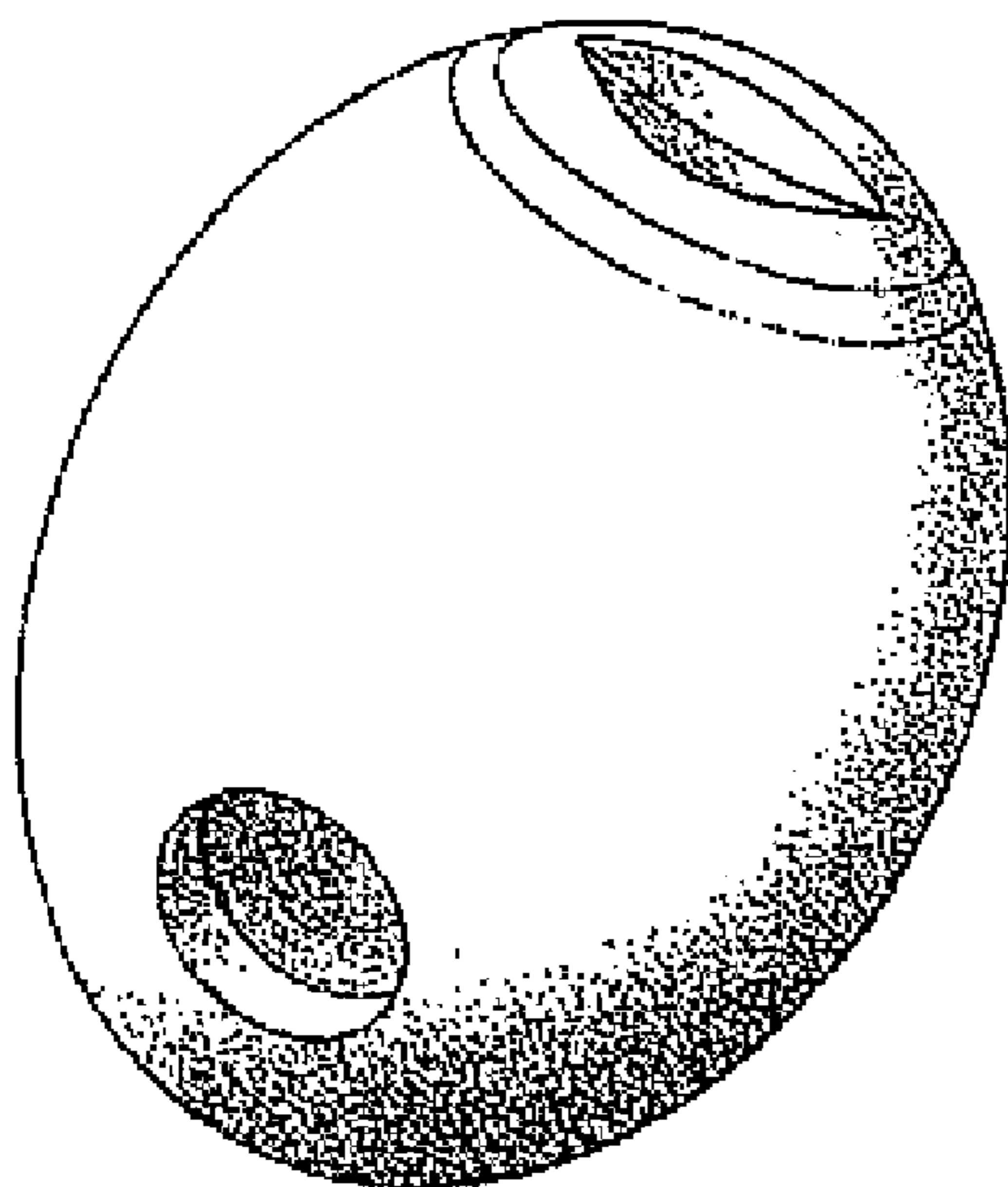
FIG. 4 is a right side view of FIG. 1;

FIG. 5 is a left side view of FIG. 1;

FIG. 6 is a top plan view of FIG. 1; and,

FIG. 7 is a bottom plan view of FIG. 1.

1 Claim, 2 Drawing Sheets



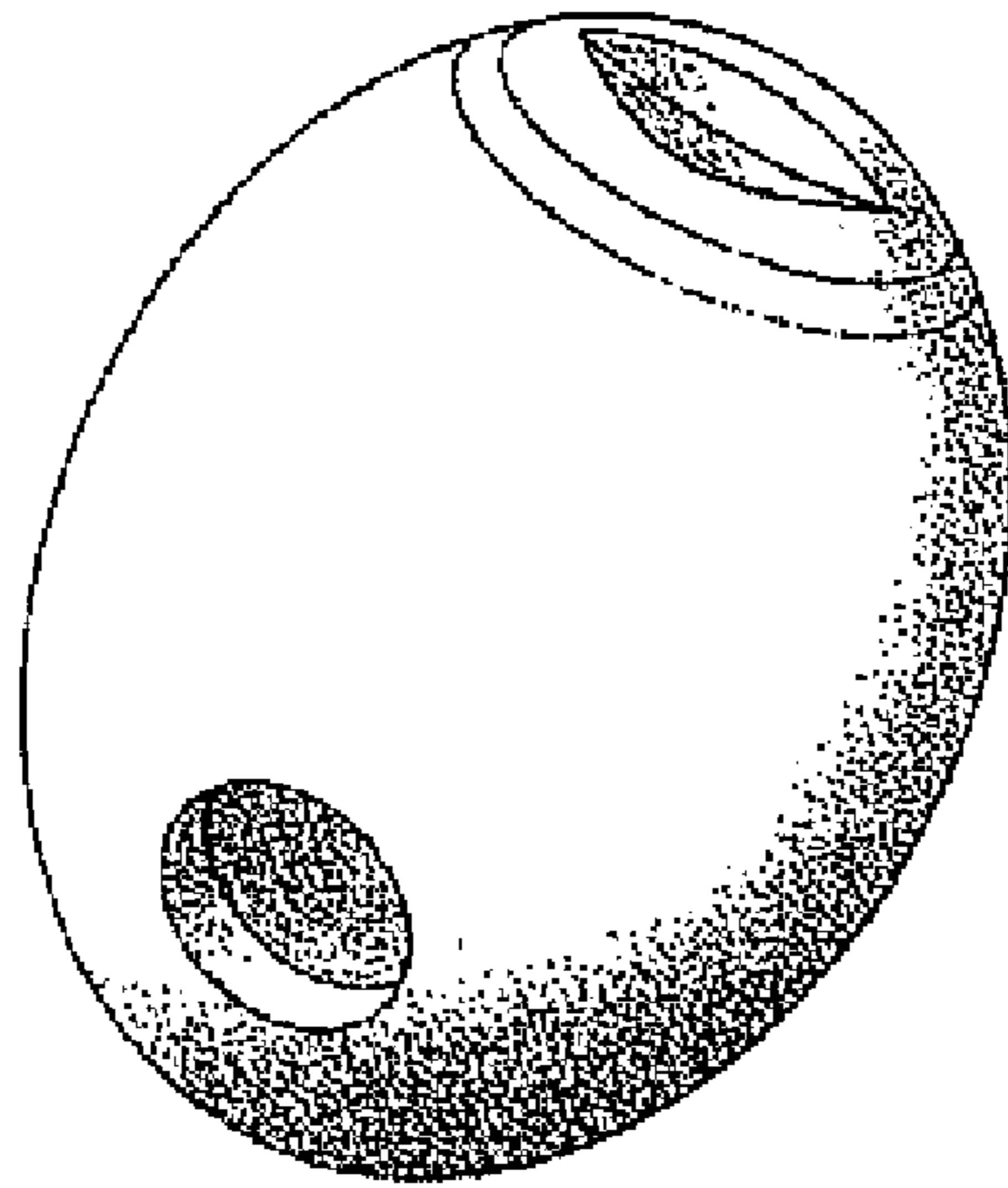


FIG. 1




FIG. 2

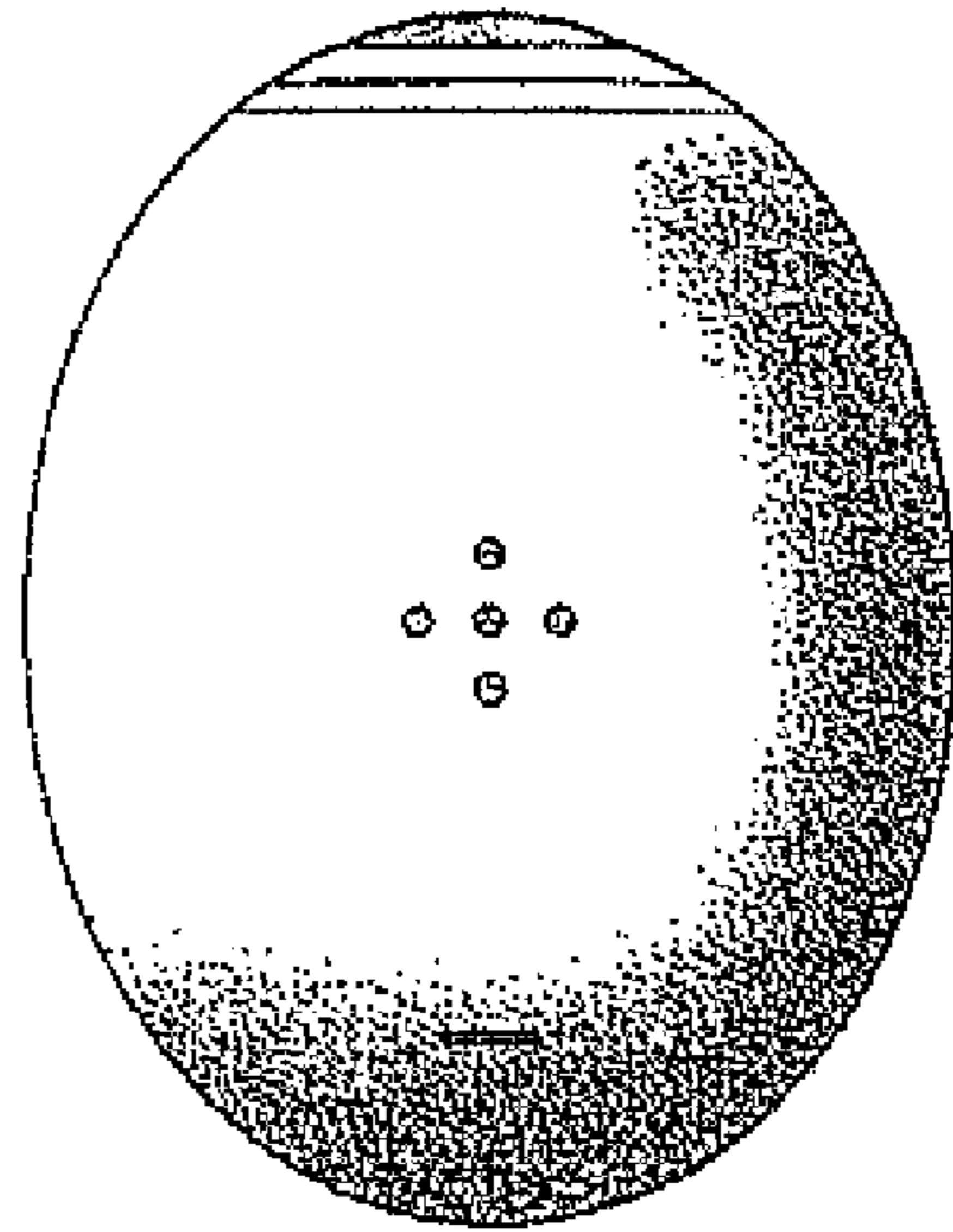


FIG. 3




FIG. 4

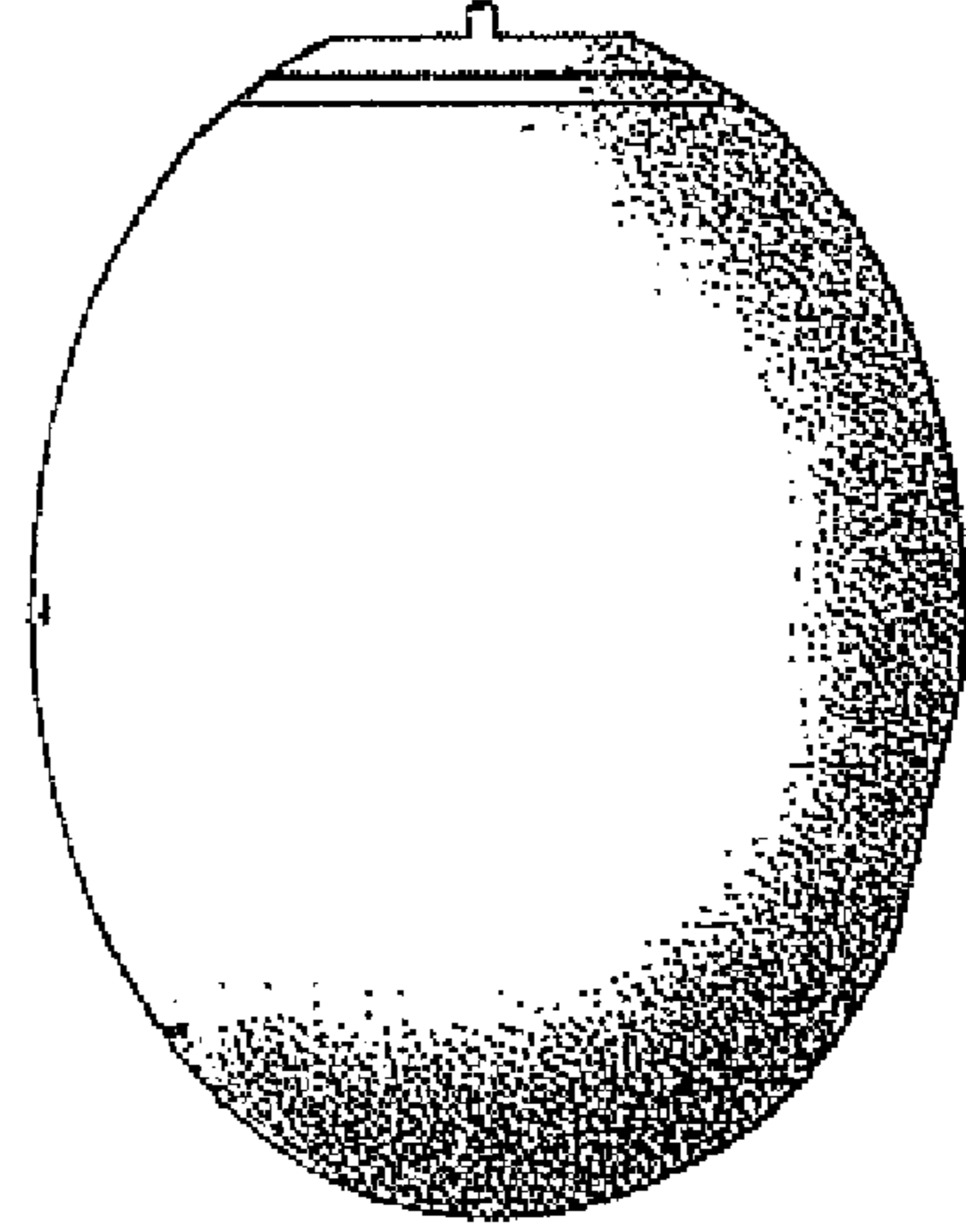


FIG. 5

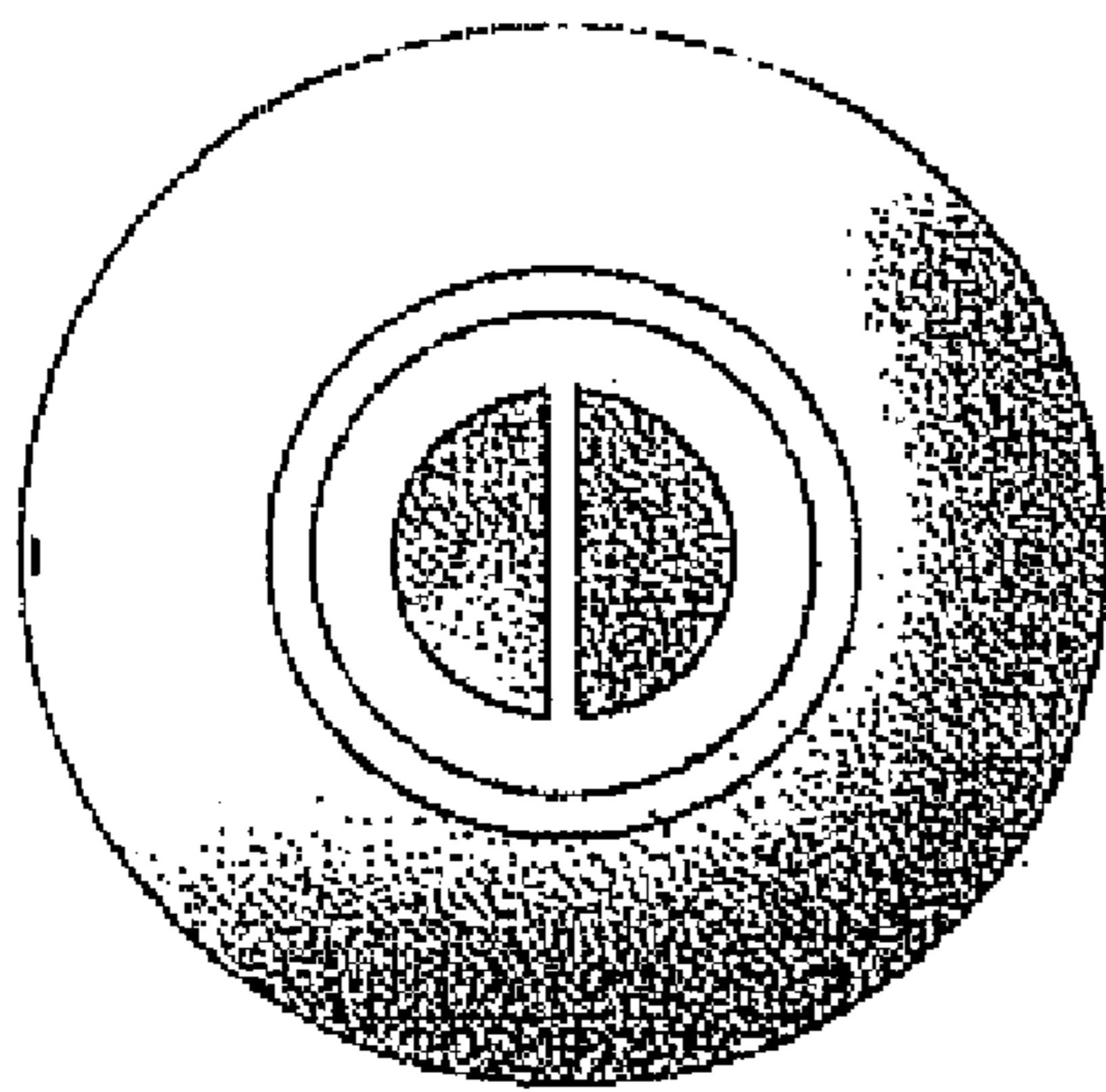


FIG. 6




FIG. 7