



US00D625039S

(12) **United States Design Patent**
Citterio

(10) **Patent No.:** **US D625,039 S**

(45) **Date of Patent:** **** Oct. 5, 2010**

(54) **LIGHTING DEVICE**

D589,646 S * 3/2009 Sabernig D26/93
D606,236 S * 12/2009 Sabernig D26/93
D610,739 S * 2/2010 Jourdan D26/93

(75) Inventor: **Antonio Citterio**, Brescia (IT)

* cited by examiner

(73) Assignee: **FLOS S.p.A.**, Bovezzo, Brescia (IT)

Primary Examiner—Brian N Vinson

(**) Term: **14 Years**

(74) *Attorney, Agent, or Firm*—Kilyk & Bowersox, P.L.L.C.

(21) Appl. No.: **29/344,669**

(57) **CLAIM**

(22) Filed: **Oct. 2, 2009**

The ornamental design for a lighting device, as shown and described.

(30) **Foreign Application Priority Data**

Apr. 6, 2009 (IT) BS2009O0019

DESCRIPTION

(51) **LOC (9) Cl.** **26-03**

FIG. 1 is a top perspective view of a lighting device, showing my new design;

(52) **U.S. Cl.** **D26/93**

FIG. 2 is the front view thereof;

(58) **Field of Classification Search** D26/1,

FIG. 3 is the right side view thereof;

D26/24, 67, 93–94, 104–110; 362/3, 153,
362/186, 217, 255, 257, 277, 317, 351, 353,
362/362, 363, 382, 431, 433, 458, 806

FIG. 4 is the left side view thereof;

See application file for complete search history.

FIG. 5 is the rear view thereof;

(56) **References Cited**

FIG. 6 is the top view thereof; and,

U.S. PATENT DOCUMENTS

FIG. 7 is the bottom view thereof.

D368,547 S * 4/1996 Chen D26/93

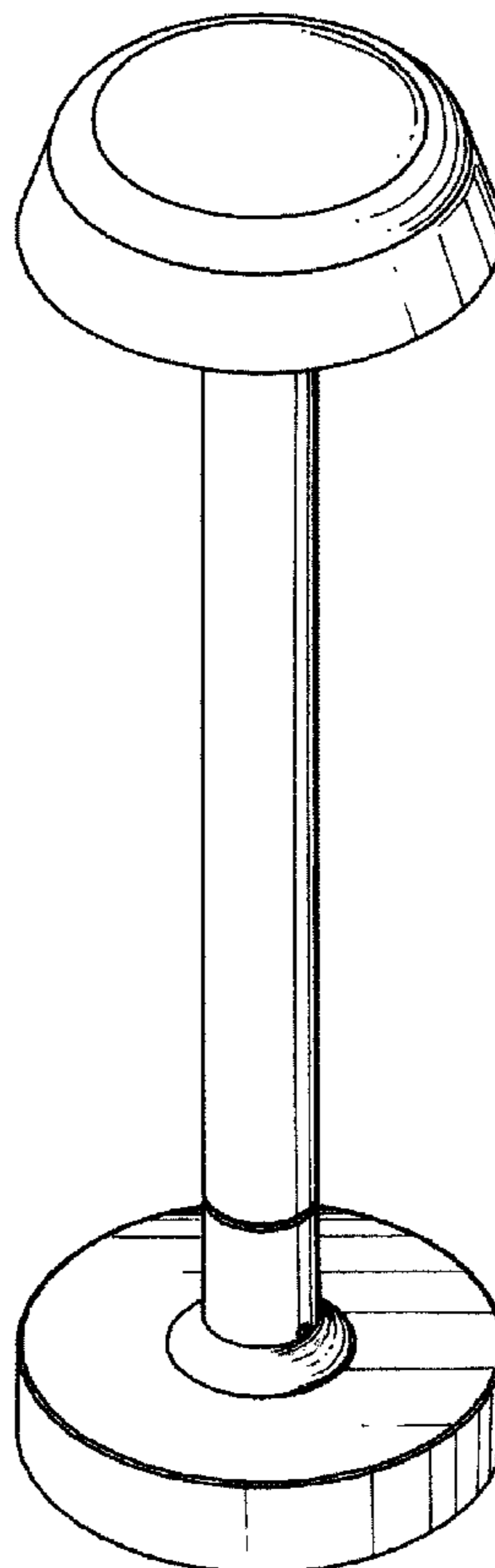
The broken-line disclosure in the views is understood to represent a portion of the article in which the claimed design is embodied, but which forms no part of the claimed design.

D484,271 S * 12/2003 Chandler D26/93

D579,602 S * 10/2008 Gotz-Schafer D26/86

D589,205 S * 3/2009 Sabernig D26/93

1 Claim, 7 Drawing Sheets



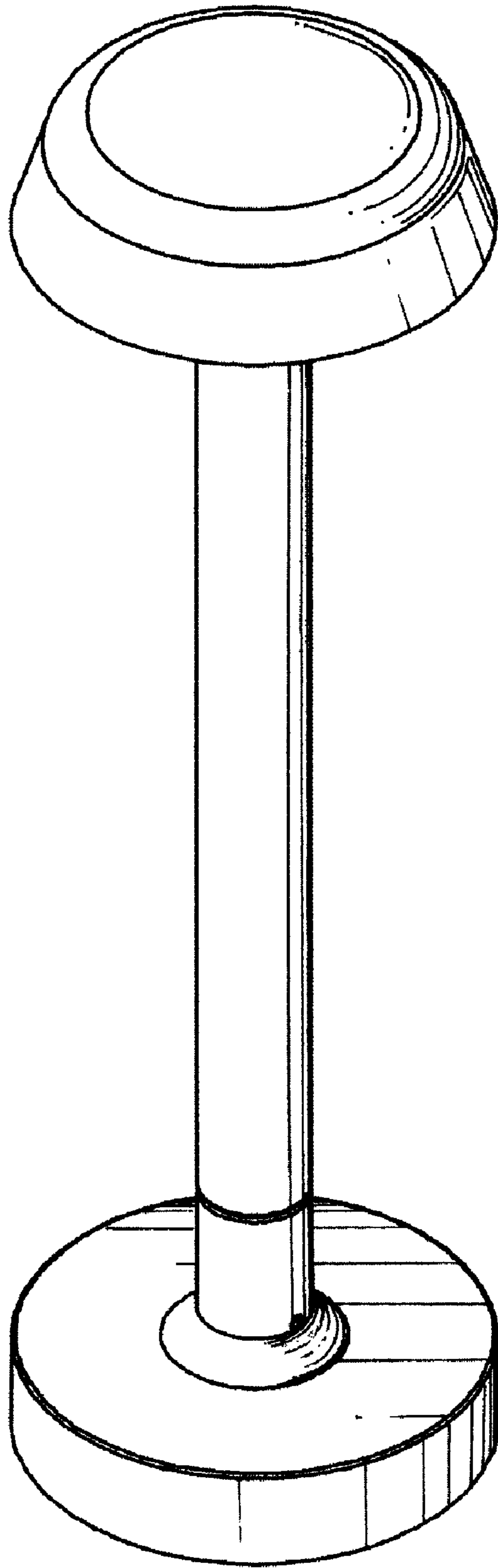


FIG. 1

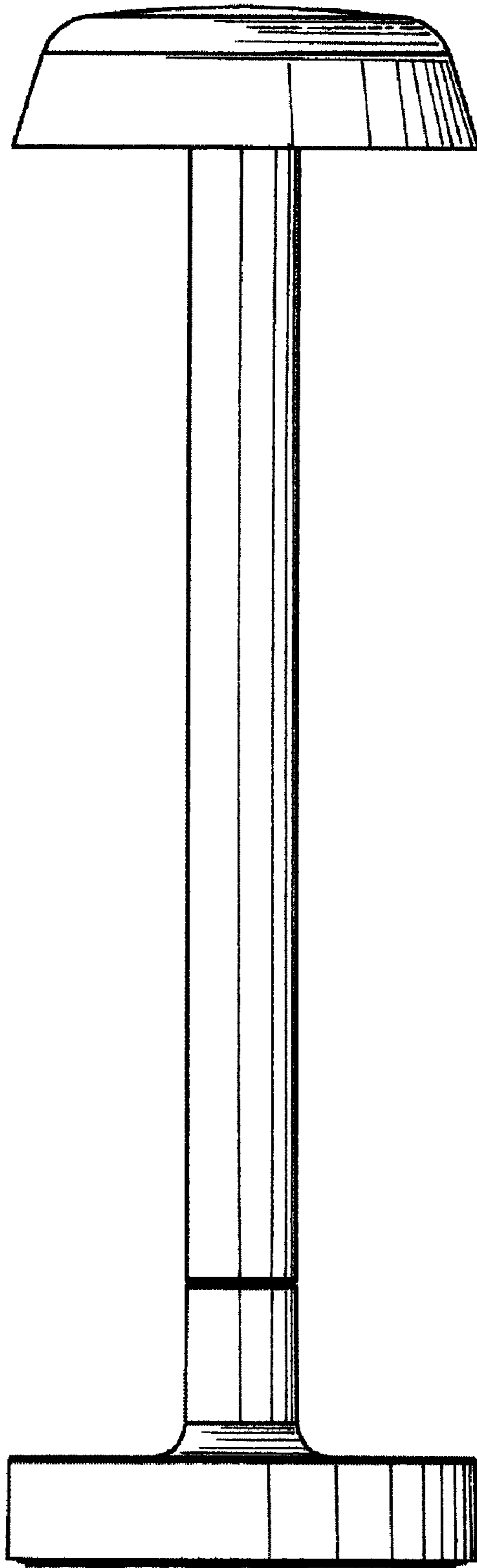


FIG. 2

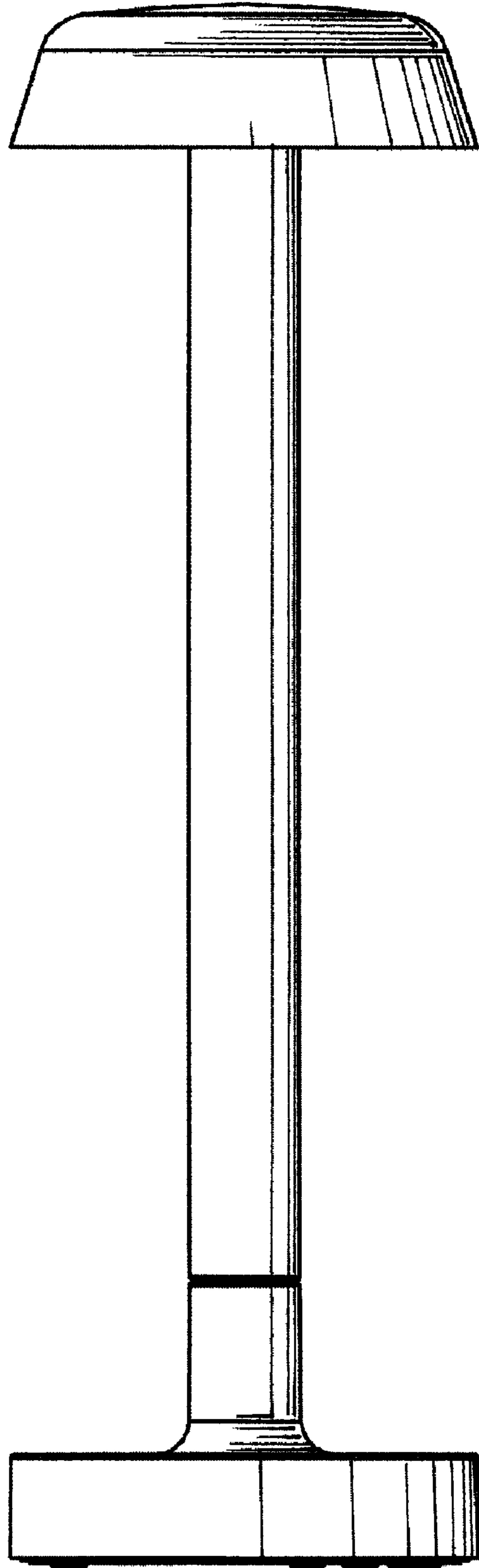


FIG. 3

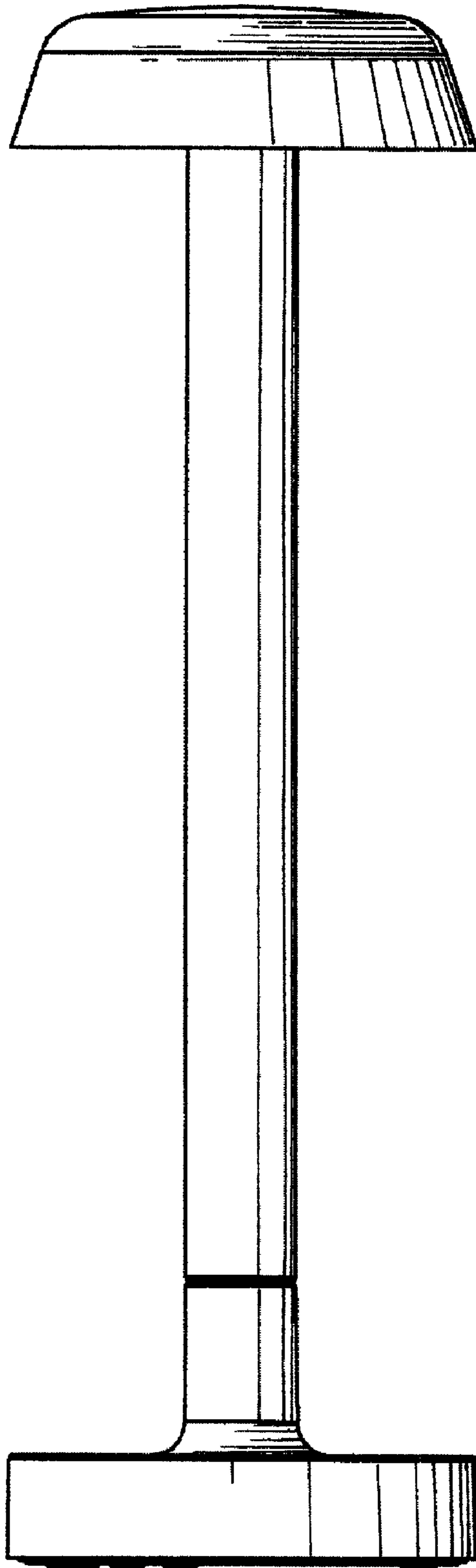


FIG. 4

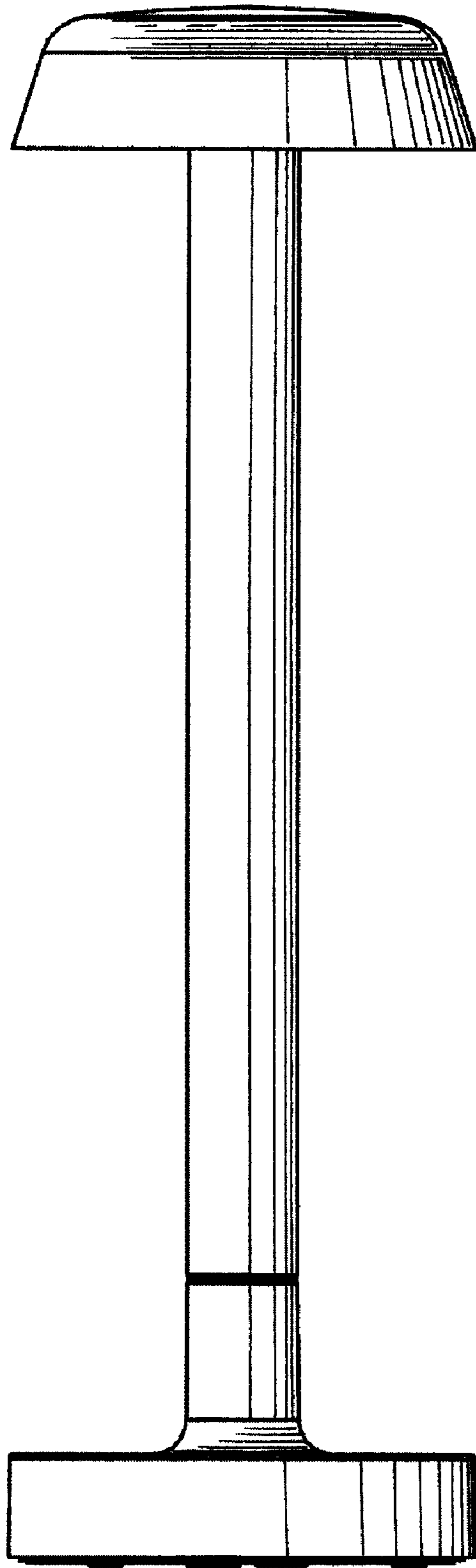


FIG. 5

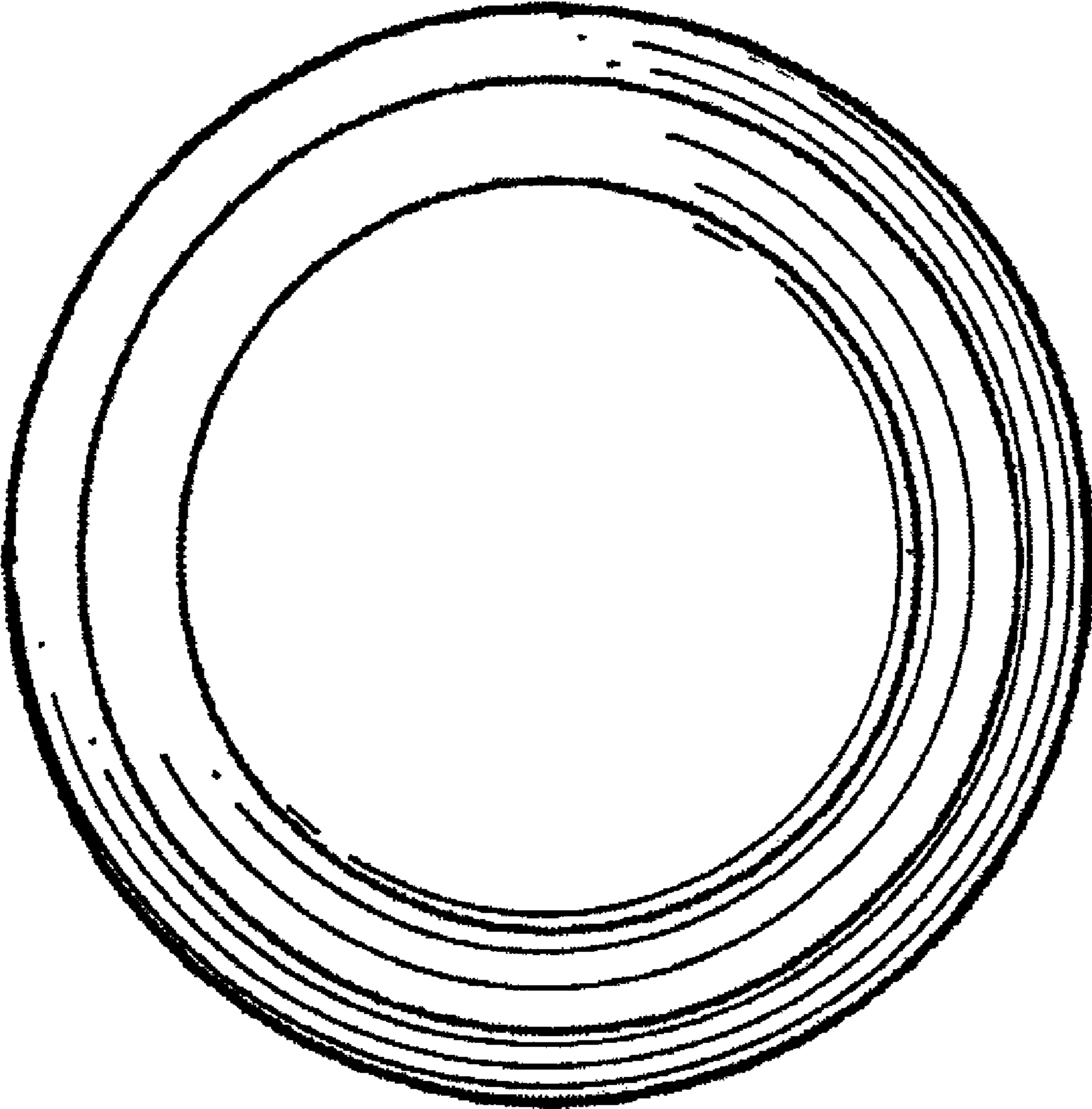


FIG. 6




FIG. 7