



US00D625033S

(12) **United States Design Patent**  
**Hara**

(10) **Patent No.:** **US D625,033 S**  
(45) **Date of Patent:** **\*\* Oct. 5, 2010**

(54) **REAR COMBINATION LAMP FOR AUTOMOBILES**

(75) Inventor: **Dai Hara, Wako (JP)**

(73) Assignee: **Honda Motor Co., Ltd., Tokyo (JP)**

(\*\*) Term: **14 Years**

(21) Appl. No.: **29/352,560**

(22) Filed: **Dec. 22, 2009**

(30) **Foreign Application Priority Data**

Jun. 22, 2009 (JP) ..... 2009-014075

(51) **LOC (9) Cl.** ..... **26-06**

(52) **U.S. Cl.** ..... **D26/28**

(58) **Field of Classification Search** ..... D26/28-36;  
362/459-468, 475-478, 485-487  
See application file for complete search history.

(56) **References Cited**

**U.S. PATENT DOCUMENTS**

D549,363 S \* 8/2007 Pfeiffer ..... D26/28  
D552,769 S \* 10/2007 Leclercq ..... D26/28

D553,269 S \* 10/2007 Pfeiffer et al. .... D26/28  
D560,292 S \* 1/2008 Sato ..... D26/28  
D561,357 S \* 2/2008 Leclercq ..... D26/28  
D570,015 S \* 5/2008 Hsu ..... D26/28  
D574,524 S \* 8/2008 Tomatsu ..... D26/28

\* cited by examiner

*Primary Examiner*—Marcus A Jackson

(74) *Attorney, Agent, or Firm*—Birch, Stewart, Kolasch & Birch, LLP

(57) **CLAIM**

The ornamental design for a rear combination lamp for automobiles, as shown and described.

**DESCRIPTION**

FIG. 1 is a front elevational view of a rear combination lamp for automobiles showing my new design;

FIG. 2 is a top plan view thereof;

FIG. 3 is a left side view thereof; and,

FIG. 4 is a front perspective view thereof.

The portions shown in broken lines form no part of the claimed design.

**1 Claim, 2 Drawing Sheets**

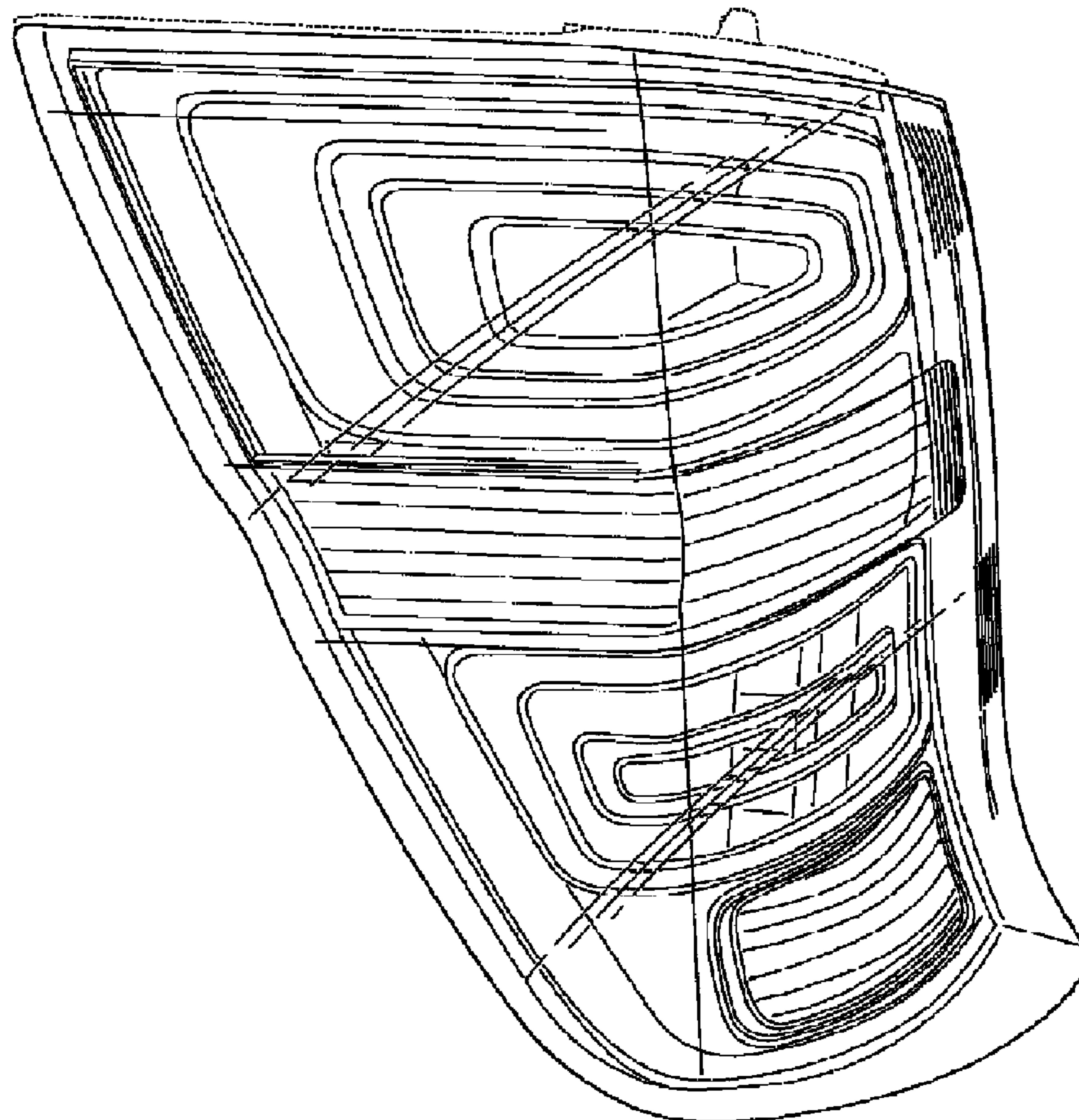


FIG.1

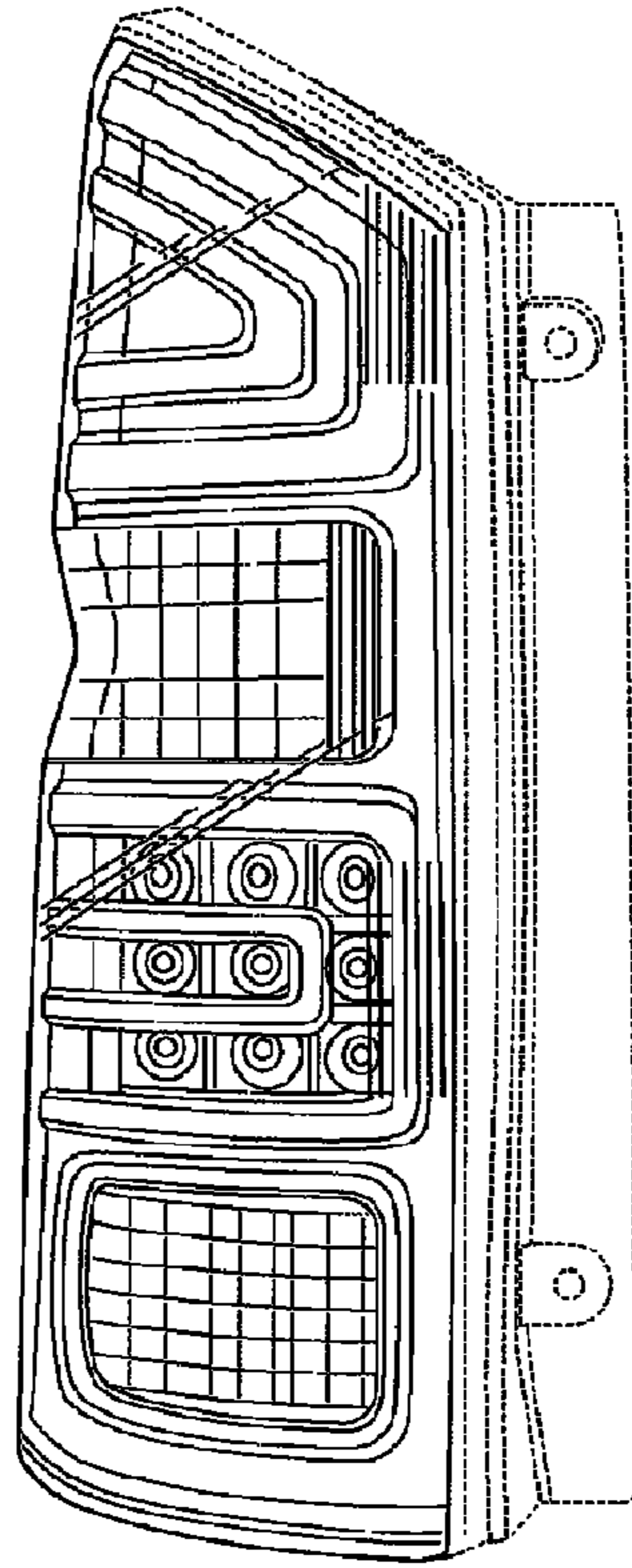


FIG.2

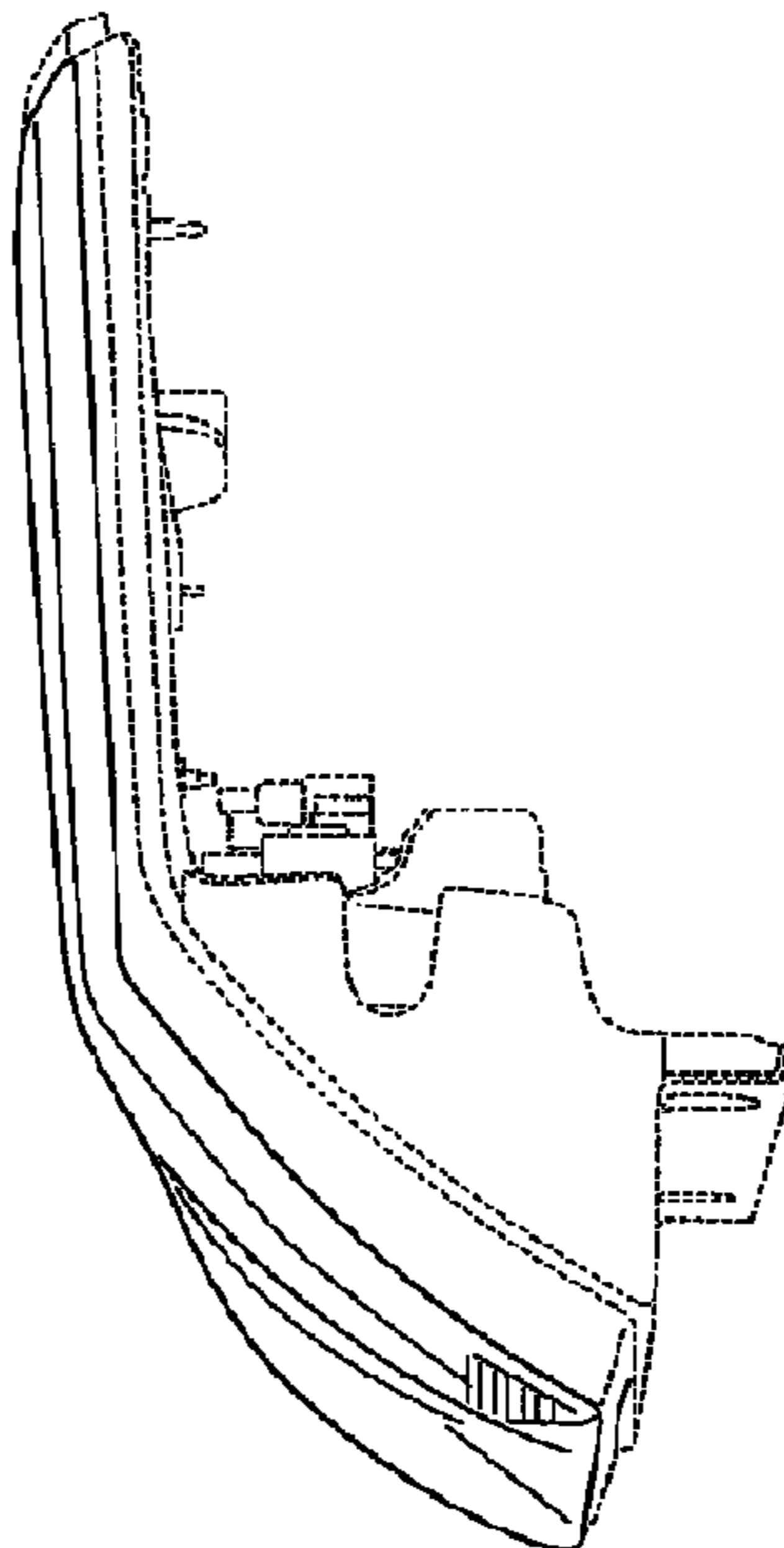


FIG.3

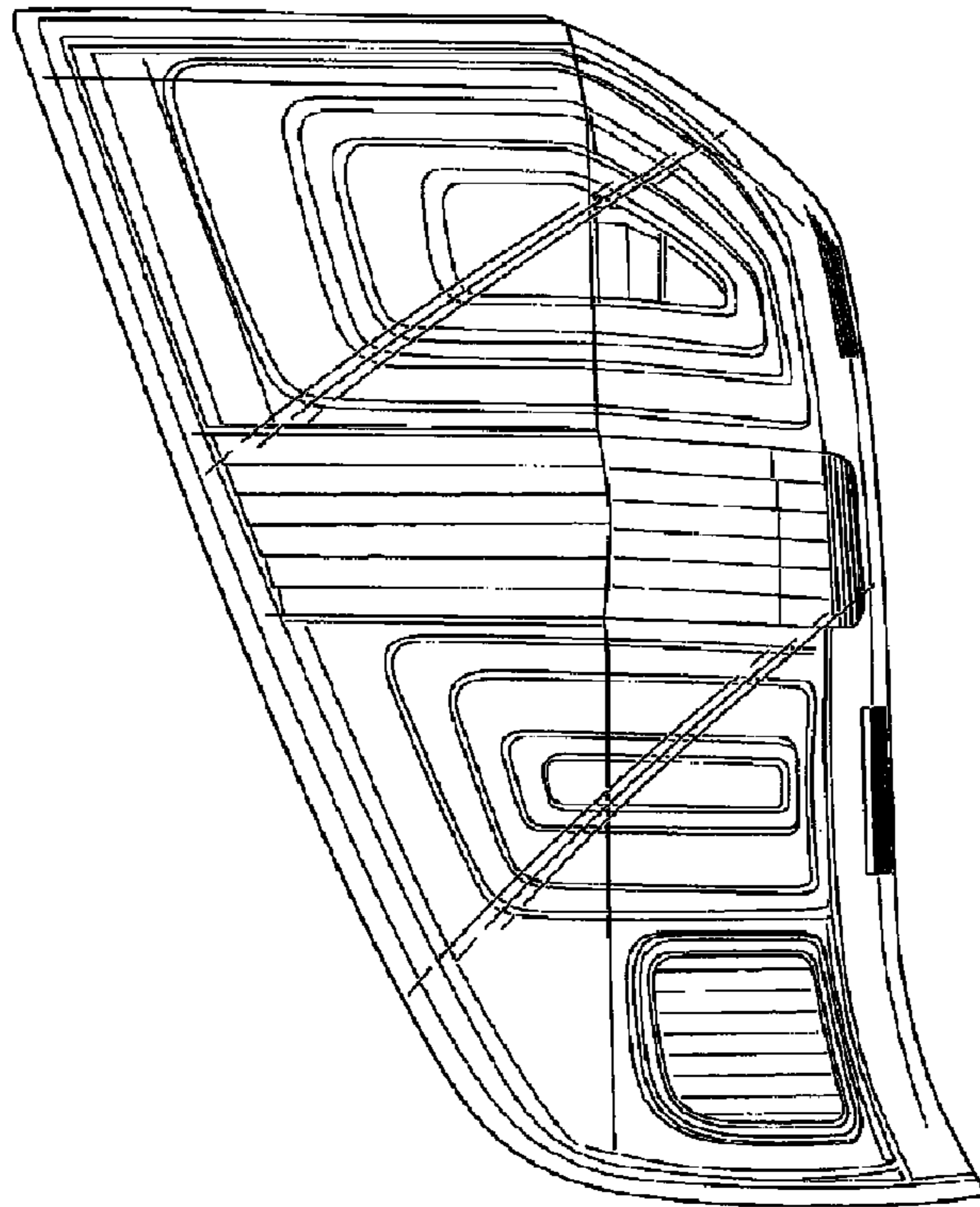


FIG.4

