



US00D625032S

(12) **United States Design Patent**
Mollaert et al.

(10) **Patent No.:** **US D625,032 S**

(45) **Date of Patent:** **** Oct. 5, 2010**

(54) **TUBE LIGHT**

(75) Inventors: **Pascal Mollaert**, Hove (BE); **Koen Vandeweyer**, Samos (GR); **Lucas Nijman**, Breukelen (NL)

(73) Assignee: **Aankoop en Marketing Coördinatie N.V.**, Wilrijk (BE)

(**) Term: **14 Years**

(21) Appl. No.: **29/321,044**

(22) Filed: **Jul. 9, 2008**

(30) **Foreign Application Priority Data**

Jan. 10, 2008 (EM) 000856257-0001
Jan. 10, 2008 (EM) 000856257-0002

(51) **LOC (9) Cl.** **26-06**

(52) **U.S. Cl.** **D26/3**

(58) **Field of Classification Search** D26/1-4;
313/313, 315, 317, 318, 493; 315/52, 53,
315/57, 58

See application file for complete search history.

(56) **References Cited**

U.S. PATENT DOCUMENTS

D506,274 S * 6/2005 Moriyama et al. D26/3
D550,379 S * 9/2007 Hoshikawa et al. D26/25

D574,093 S * 7/2008 Kitagawa et al. D26/3
D576,749 S * 9/2008 Kitagawa et al. D26/3
D577,138 S * 9/2008 Kitagawa et al. D26/37

* cited by examiner

Primary Examiner—Marcus A. Jackson

(74) *Attorney, Agent, or Firm*—Meyertons, Hood, Kivlin, Kowert & Goetzel, P.C.; Eric B. Meyertons

(57) **CLAIM**

The ornamental design for a tube light, as shown and described.

DESCRIPTION

FIG. 1 is a front-right-bottom perspective view thereof;

FIG. 2 is a back view thereof;

FIG. 3 is a front view thereof;

FIG. 4 is a left view thereof;

FIG. 5 is a right view thereof;


FIG. 6 is a top plan view thereof;

FIG. 7 is a bottom plan view thereof; and,

FIG. 8 is an enlarged front view thereof.

The broken line showing in FIGS. 1, 3-6 and 8 are included for the purpose of illustrating environmental structures and form no part of the claimed design.

1 Claim, 5 Drawing Sheets






FIG. 1

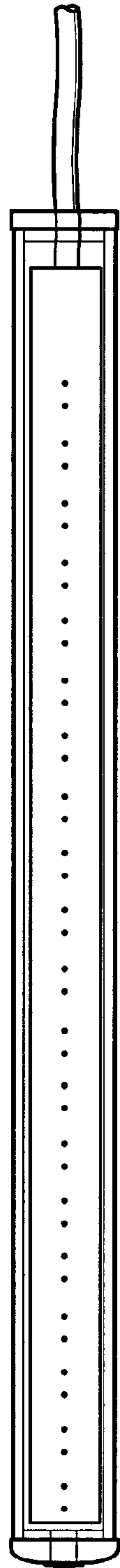


FIG. 2

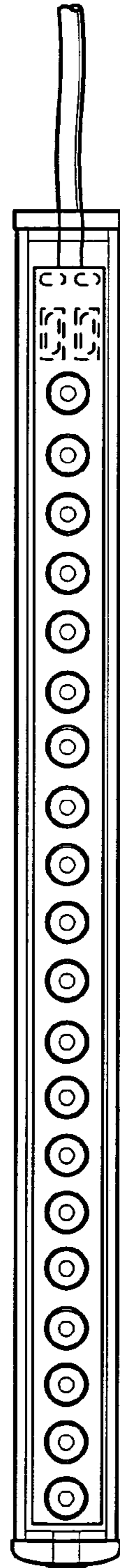


FIG. 3

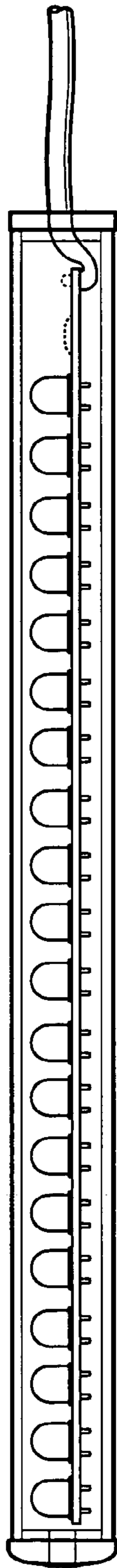


FIG. 4

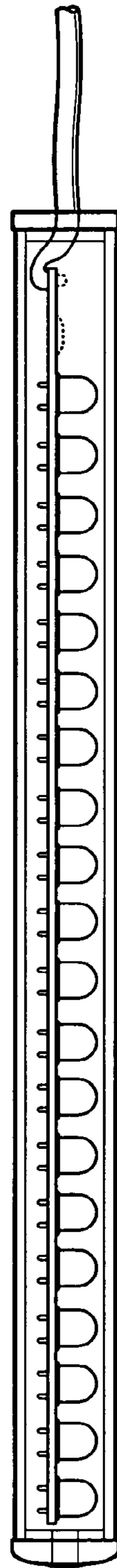


FIG. 5



FIG. 6



FIG. 7

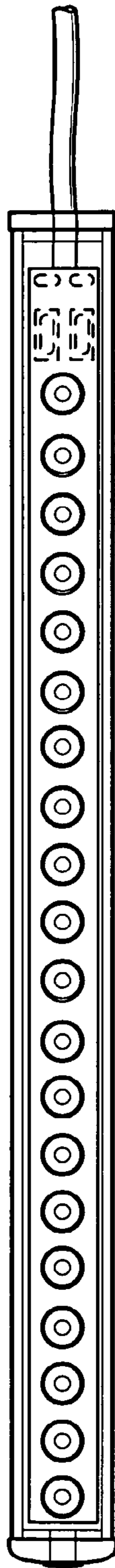


FIG. 8