



US00D625026S

(12) **United States Design Patent**  
**Mugge et al.**

(10) **Patent No.:** **US D625,026 S**

(45) **Date of Patent:** **\*\* Oct. 5, 2010**

(54) **MOLDED SURFACE OF A CONCRETE PRODUCT**

1,166,312 A 12/1915 Barten  
1,564,490 A 12/1925 Parkhurst  
1,574,125 A 2/1926 Sharpe  
1,596,165 A 8/1926 Evans  
1,693,852 A 12/1928 McQuain

(75) Inventors: **Jimmie L. Mugge**, Inver Grove Heights, MN (US); **Jay J. Johnson**, Star Prairie, WI (US); **Howard Merriam**, Edina, MN (US)

(Continued)

(73) Assignee: **Anchor Wall Systems, Inc.**, Minnetonka, MN (US)

FOREIGN PATENT DOCUMENTS

DE 196 34 499 A1 3/1998

(\*\*) Term: **14 Years**

(Continued)

(21) Appl. No.: **29/352,586**

OTHER PUBLICATIONS

(22) Filed: **Dec. 22, 2009**

“Slab Molds, Dream Molds,” *KOBRA Formen GmbH*, 2 pages (Date Unknown).

**Related U.S. Application Data**

(Continued)

(62) Division of application No. 29/315,370, filed on Jun. 17, 2009, now Pat. No. Des. 609,368, which is a division of application No. 29/277,916, filed on Mar. 14, 2007, now Pat. No. Des. 598,135.

*Primary Examiner*—T. Chase Nelson  
*Assistant Examiner*—Anhdao Doan  
(74) *Attorney, Agent, or Firm*—Merchant & Gould P.C.

(51) **LOC (9) Cl.** ..... **25-01**

(57) **CLAIM**

(52) **U.S. Cl.** ..... **D25/113**

(58) **Field of Classification Search** ..... D25/102, D25/112–118, 158, 163; D21/484–491, D21/499–502; 405/16, 17, 33, 35, 284, 286; 52/503–505, 574, 575, 596–605, 609–612; 404/29–31

The ornamental design for a molded surface of a concrete product, as shown and described.

See application file for complete search history.

**DESCRIPTION**

(56) **References Cited**

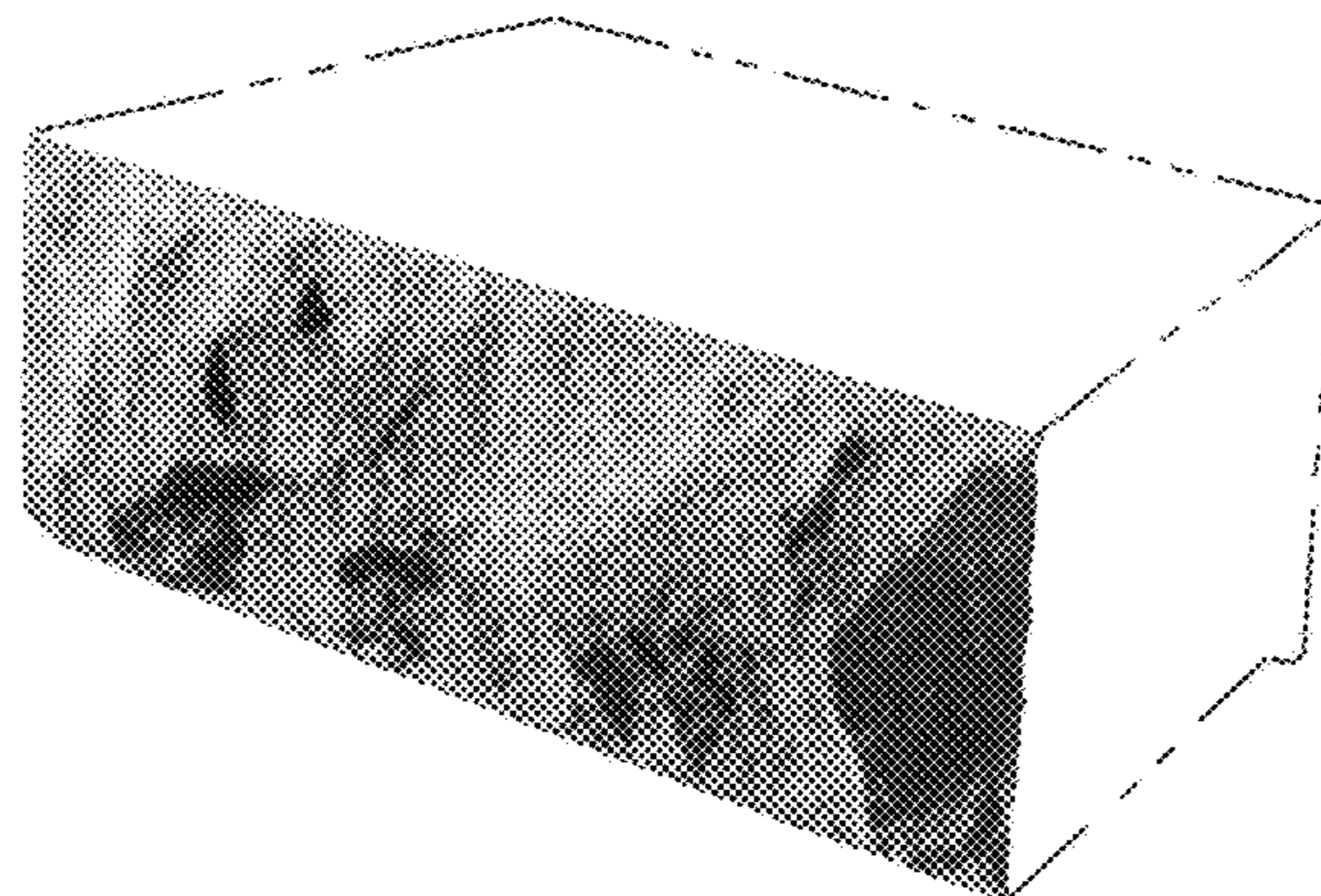
FIG. 1 is a front elevational view of a molded surface of a concrete product, according to our new design;  
FIG. 2 is a right side view thereof;  
FIG. 3 is a left side view thereof;  
FIG. 4 is a top view thereof;  
FIG. 5 is a bottom view thereof; and,  
FIG. 6 is a front perspective view thereof.

U.S. PATENT DOCUMENTS

415,773 A 11/1889 Fiske  
D20,287 S 11/1890 Lewis  
D21,522 S 5/1892 Lewis  
799,754 A 9/1905 Petrie  
803,014 A 10/1905 McIlravy  
813,901 A 2/1906 Leming et al.  
819,055 A 5/1906 Fisher  
824,235 A 6/1906 Damon  
838,278 A 12/1906 Schwartz  
1,086,975 A 2/1914 Aaronson

The broken lines in drawing views are included for the purpose of illustrating portions of the concrete product that form no part of the claimed design.

**1 Claim, 6 Drawing Sheets**



U.S. PATENT DOCUMENTS

1,751,272 A 3/1930 Forman  
 1,776,999 A 9/1930 Jensen  
 1,982,730 A 12/1934 Erkman  
 2,038,205 A 4/1936 Case  
 2,313,363 A 3/1943 Schmitt  
 2,457,368 A 12/1948 Hanson  
 2,517,432 A 8/1950 Hornberger  
 2,570,384 A 10/1951 Russell  
 2,682,093 A 6/1954 Clanton  
 2,819,495 A 1/1958 Krausz  
 2,882,689 A 4/1959 Huch et al.  
 D190,779 S 6/1961 Stekl  
 3,013,321 A 12/1961 McElroy  
 3,204,316 A 9/1965 Jackson  
 3,277,551 A 10/1966 Sekiguchi  
 3,425,105 A 2/1969 Gulde  
 3,530,553 A 9/1970 Engle et al.  
 3,669,402 A 6/1972 Paulson  
 3,694,128 A 9/1972 Foxen  
 3,731,899 A 5/1973 Nuzzo  
 3,795,721 A 3/1974 Gilbert et al.  
 3,809,049 A 5/1974 Fletcher et al.  
 3,918,877 A 11/1975 Pickett  
 3,940,229 A 2/1976 Hutton  
 3,981,953 A 9/1976 Haines  
 4,050,864 A 9/1977 Komaki  
 4,063,866 A 12/1977 Lurbiecki  
 4,178,340 A 12/1979 Hyytinen  
 4,272,230 A 6/1981 Abate  
 4,784,821 A 11/1988 Leopold  
 4,802,836 A 2/1989 Whissell  
 4,869,660 A 9/1989 Ruckstuhl  
 4,902,211 A 2/1990 Svanholm  
 4,909,717 A 3/1990 Pardo  
 D317,048 S 5/1991 Forsberg  
 D317,209 S 5/1991 Forsberg  
 D319,885 S 9/1991 Blomquist et al.  
 D321,060 S 10/1991 Blomquist et al.  
 5,056,998 A 10/1991 Goossens  
 5,078,940 A 1/1992 Sayles  
 5,183,616 A 2/1993 Hedrick  
 D341,215 S 11/1993 Blomquist et al.  
 5,366,676 A 11/1994 Kobayashi  
 5,372,676 A 12/1994 Lowe  
 5,435,949 A 7/1995 Hwang  
 5,484,236 A 1/1996 Gravier  
 5,534,214 A 7/1996 Sakamoto et al.  
 5,598,679 A 2/1997 Orton et al.  
 D379,669 S 6/1997 Karanikas  
 5,651,912 A 7/1997 Mitsumoto et al.  
 5,735,094 A 4/1998 Zember  
 5,756,131 A 5/1998 Suh  
 5,816,749 A 10/1998 Bailey, II  
 5,827,015 A 10/1998 Woolford et al.

D429,004 S 8/2000 Strand et al.  
 D431,656 S \* 10/2000 Pardo ..... D25/113  
 D435,304 S 12/2000 Rainey  
 D437,422 S 2/2001 Bolles et al.  
 D438,640 S 3/2001 Bolles et al.  
 D445,512 S 7/2001 Sievert  
 6,321,740 B1 11/2001 Scherer et al.  
 D458,693 S 6/2002 Sievert  
 D464,145 S 10/2002 Scherer  
 D466,619 S 12/2002 Britton  
 D468,449 S 1/2003 Britton  
 D477,091 S 7/2003 Manthei  
 D479,002 S 8/2003 Nordstrand  
 D479,003 S 8/2003 Nordstrand  
 D482,133 S 11/2003 Scherer et al.  
 D486,246 S 2/2004 Manthei  
 D500,864 S 1/2005 Klettenberg et al.  
 D506,837 S 6/2005 Scherer  
 D511,578 S 11/2005 Mugge et al.  
 D513,805 S 1/2006 Scherer  
 D518,578 S 4/2006 Mugge  
 D529,195 S 9/2006 Mugge  
 D529,628 S 10/2006 Mugge  
 D530,831 S 10/2006 Mugge  
 D532,910 S 11/2006 Mugge  
 D538,946 S 3/2007 Mugge  
 D539,930 S \* 4/2007 Magliocco et al. .... D25/113  
 D541,950 S 5/2007 Mugge  
 D541,951 S 5/2007 Mugge  
 7,410,328 B2 \* 8/2008 Hamel ..... 405/286  
 2003/0126821 A1 7/2003 Scherer  
 2004/0218985 A1 11/2004 Klettenberg et al.  
 2005/0144883 A1 \* 7/2005 Hopson et al. .... 52/596  
 2006/0110223 A1 \* 5/2006 Dawson et al. .... 405/286

FOREIGN PATENT DOCUMENTS

DE 100 02 390 A1 7/2001  
 GB 944066 12/1963  
 GB 2 232 114 A 12/1990  
 GB 2092493 5/2000  
 GB 2092499 5/2000  
 GB 2092500 5/2000  
 GB 2092501 5/2000  
 WO WO 03/060251 7/2003

OTHER PUBLICATIONS

“Kobra Slab Molds: Optimum Slab Production on Big Board Machines, Design and benefits,” *KOBRA*, 2 pages (Date Unknown).  
 U.S. Appl. No. 29/270,117, filed Dec. 14, 2006.  
 U.S. Appl. No. 29/276,245, filed Jan. 19, 2007.  
 U.S. Appl. No. 29/286,614, filed May 14, 2007.  
 Office Action in Australia (Examination Report No. 1) for corresponding AU Design Reg. 307701, dated Mar. 14, 2007.

\* cited by examiner



FIG. 1




FIG. 2




FIG. 3




FIG. 4




FIG. 5




FIG. 6