



US00D625025S

(12) **United States Design Patent**
Colmore-Williams

(10) **Patent No.:** **US D625,025 S**

(45) **Date of Patent:** **** Oct. 5, 2010**

(54) **TEMPORARY SHELTER**

(75) Inventor: **Morgan Colmore-Williams**, North Shore (NZ)

(73) Assignee: **Bivowacky Enterprises Limited**, North Shore City (NZ)

(**) Term: **14 Years**

(21) Appl. No.: **29/345,118**

(22) Filed: **Oct. 9, 2009**

(51) **LOC (9) Cl.** **25-02**

(52) **U.S. Cl.** **D25/56**

(58) **Field of Classification Search** D25/56;
160/19, 38, 29, 24, 22, 25, 26, 46; 135/87,
135/115, 117, 121

See application file for complete search history.

(56) **References Cited**

U.S. PATENT DOCUMENTS

2,134,879	A	11/1938	Levy
2,777,454	A	1/1957	Kramer
2,847,017	A	8/1958	Drago
2,886,047	A	5/1959	Healy
2,928,405	A	3/1960	Lawson
4,750,508	A	6/1988	Tatoian
D376,636	S	12/1996	Betz

5,752,537	A	*	5/1998	Kranzler	135/128
D500,143	S	*	12/2004	Moncho et al.	D25/56
D529,192	S	*	9/2006	Whalen	D25/56
2005/0194031	A1	*	9/2005	Goldwitz	135/128

* cited by examiner

Primary Examiner—Doris Clark

(74) *Attorney, Agent, or Firm*—Jeffer Mangels Butler & Mitchell LLP

(57) **CLAIM**

The ornamental design for a temporary shelter, as shown and described.

DESCRIPTION

FIG. 1 is a perspective view of the present invention;

FIG. 2 is a front elevational view thereof;

FIG. 3 is a left side elevational view thereof;

FIG. 4 is a right side elevational view thereof;

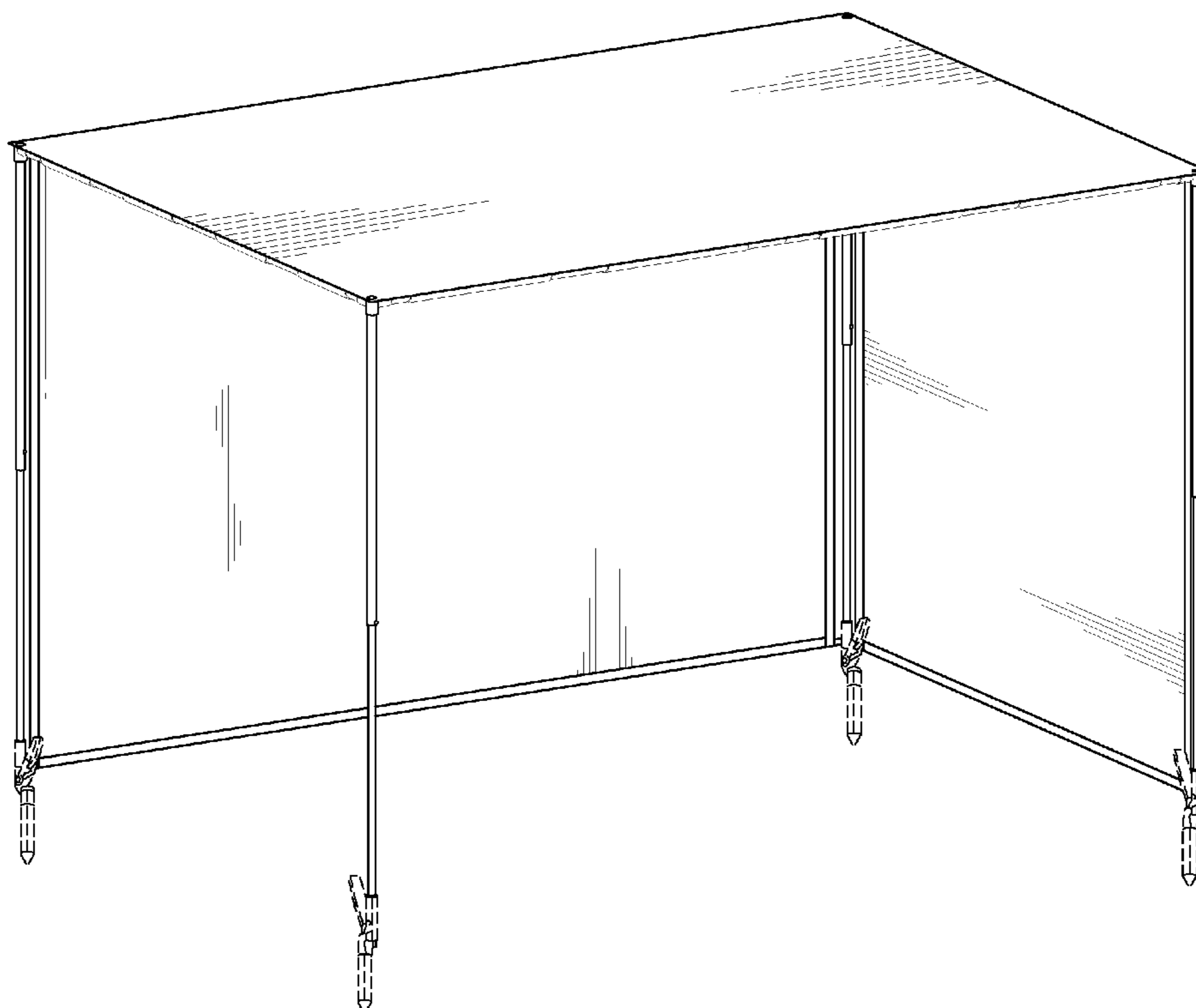
FIG. 5 is a rear elevational view thereof;

FIG. 6 is a top plan view thereof; and,

FIG. 7 is a bottom plan view thereof.

The broken lines are for illustrative purposes only and form no part of the claimed design.

1 Claim, 7 Drawing Sheets



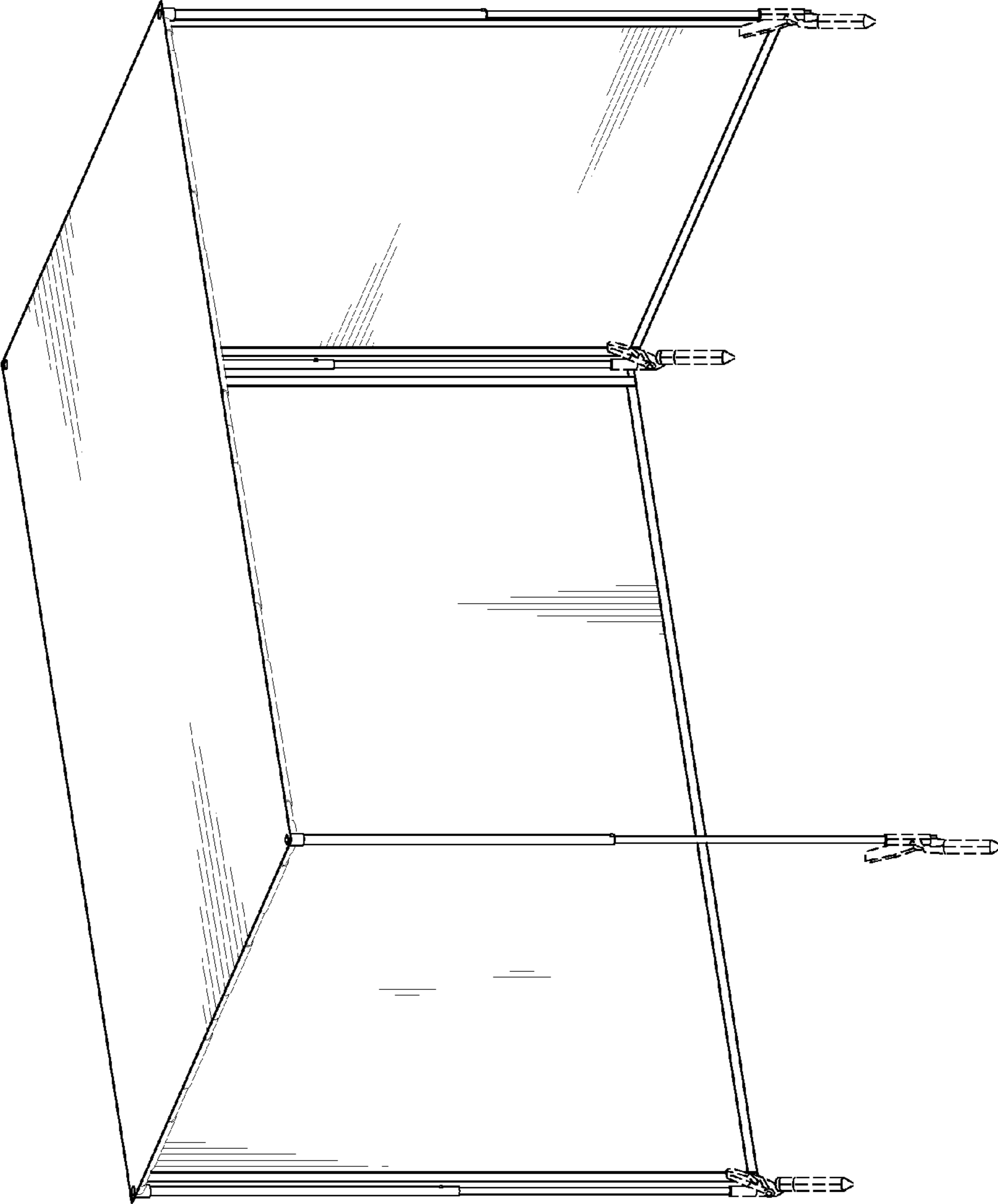


FIG. 1




FIG. 2




FIG. 3

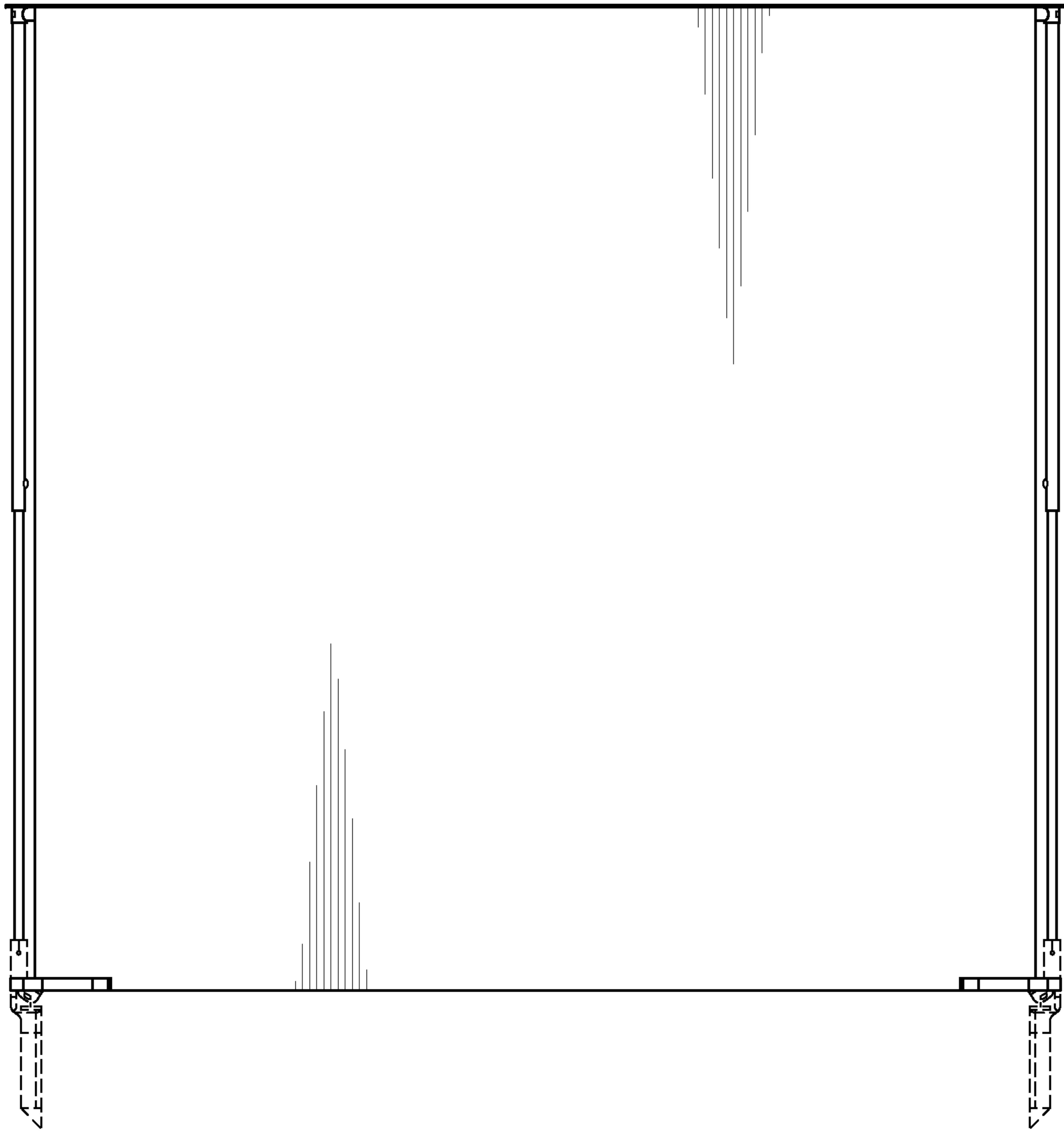


FIG. 4




FIG. 5



FIG. 6

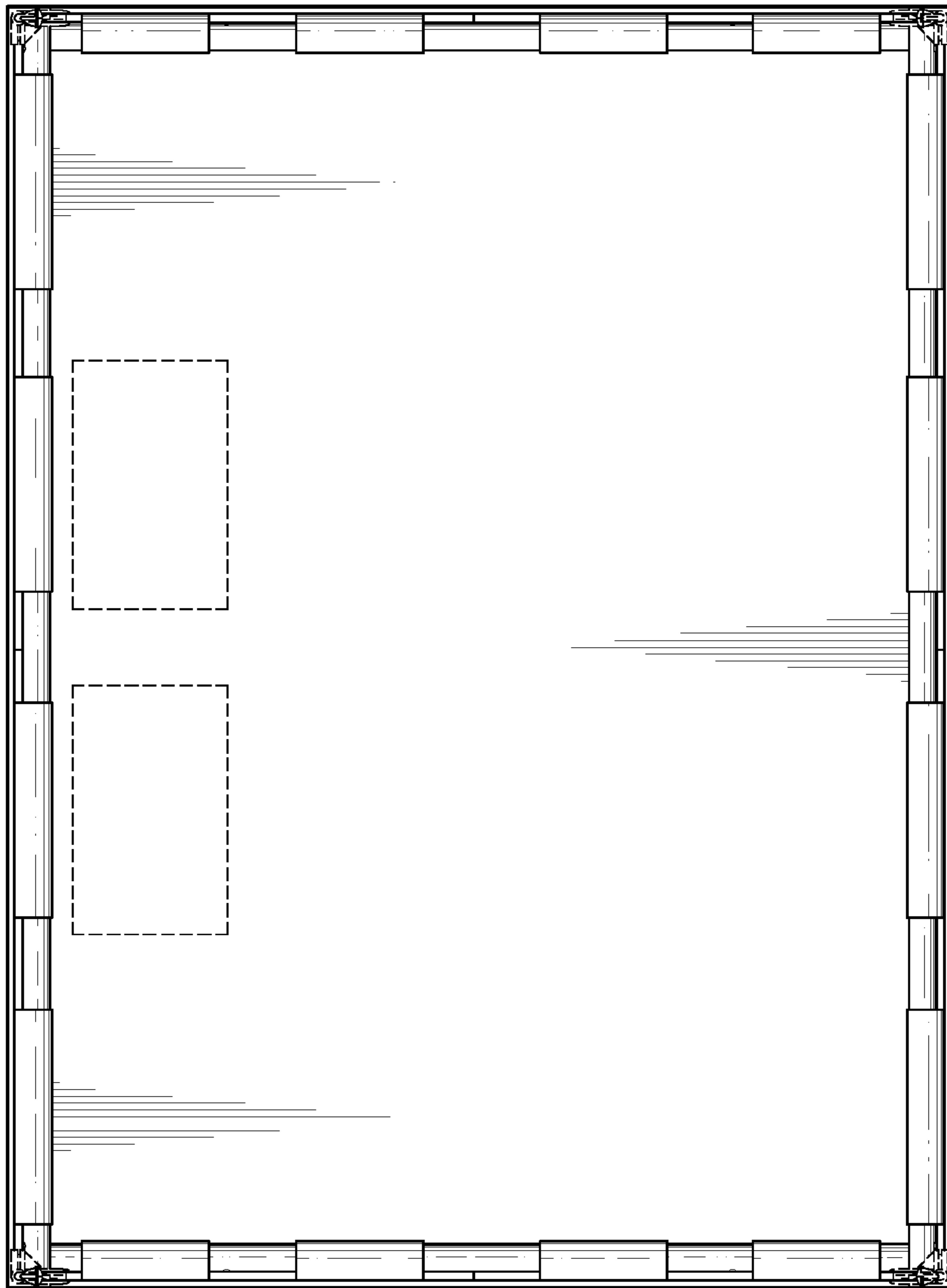


FIG. 7