



US00D624999S

(12) **United States Design Patent**
Turdjian et al.

(10) **Patent No.:** **US D624,999 S**

(45) **Date of Patent:** **** Oct. 5, 2010**

(54) **EARPLUG**

(75) Inventors: **Crest Turdjian**, Los Angeles, CA (US);
Mark Magidson, Los Angeles, CA (US)

(73) Assignee: **Moldex-Metric, Inc.**, Culver City, CA (US)

(**) Term: **14 Years**

(21) Appl. No.: **29/349,140**

(22) Filed: **Mar. 11, 2010**

(51) **LOC (9) Cl.** **24-01**

(52) **U.S. Cl.** **D24/106**

(58) **Field of Classification Search** D24/105-109;
181/129, 130, 135; 264/41; 128/864
See application file for complete search history.

(56) **References Cited**

U.S. PATENT DOCUMENTS

D298,356 S * 11/1988 Falco D24/106
D371,840 S * 7/1996 Leight D24/106
D427,304 S * 6/2000 Magidson et al. D24/106

D467,333 S * 12/2002 Martinson D24/106
D521,637 S * 5/2006 Yang D24/106
D539,415 S * 3/2007 Fleming D24/106
D560,792 S * 1/2008 Miller D24/106
D592,300 S * 5/2009 Yeh D24/106

* cited by examiner

Primary Examiner—Ian Simmons

Assistant Examiner—Charles D Hanson

(74) *Attorney, Agent, or Firm*—Charles H. Schwartz

(57) **CLAIM**

The ornamental design for an earplug, as shown and described.

DESCRIPTION

FIG. 1 is a back perspective view of an earplug according to our new design,

FIG. 2 is a bottom view thereof,

FIG. 3 is a top view thereof; and,

FIG. 4 is a front view thereof, and with the back and side views being the same.

1 Claim, 1 Drawing Sheet




FIG. 1




FIG. 2

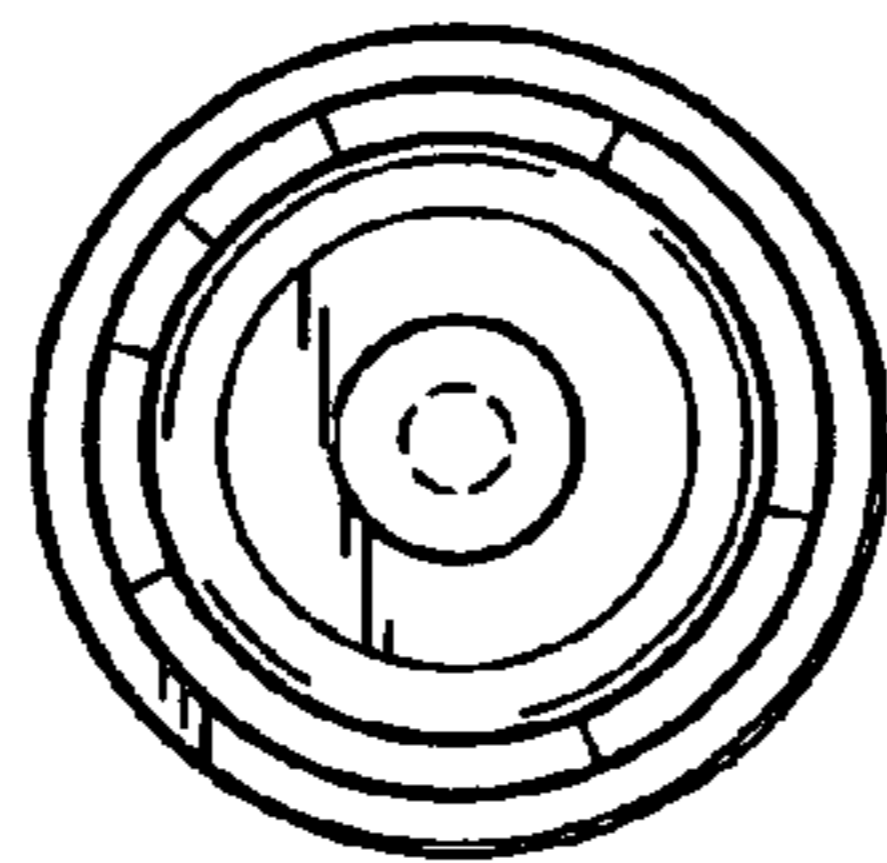


FIG. 3


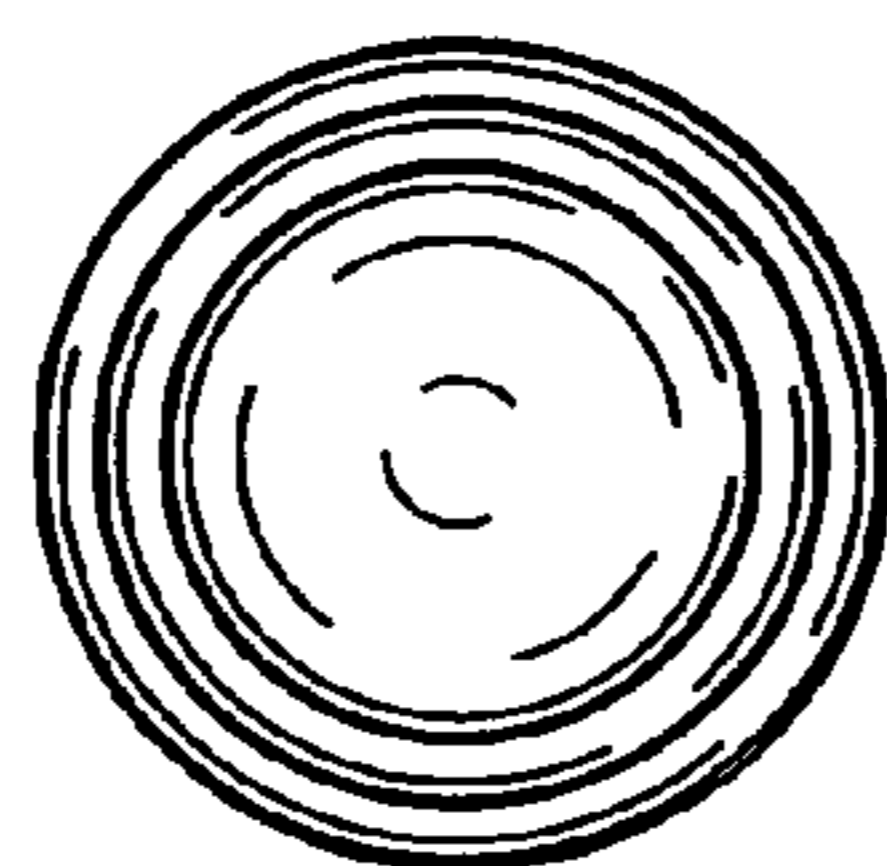


FIG. 4