



US00D624960S

(12) **United States Design Patent**
Inoue et al.

(10) **Patent No.:** **US D624,960 S**

(45) **Date of Patent:** **** Oct. 5, 2010**

(54) **INK CARTRIDGE FOR PRINTER**

(75) Inventors: **Ryoji Inoue**, Kawasaki (JP); **Naoki Tashiro**, Kawasaki (JP); **Hiroki Nakanishi**, Tokyo (JP); **Yasuo Kotaki**, Yokohama (JP); **Tetsuya Ohashi**, Matsudo (JP); **Koichi Kubo**, Yokohama (JP)

(73) Assignee: **Canon Kabushiki Kaisha**, Tokyo (JP)

(**) Term: **14 Years**

(21) Appl. No.: **29/328,853**

(22) Filed: **Dec. 3, 2008**

(30) **Foreign Application Priority Data**

Jun. 4, 2008 (JP) 2008-014165

(51) **LOC (9) Cl.** **18-02**

(52) **U.S. Cl.** **D18/56; 347/86**

(58) **Field of Classification Search** D18/56;
347/88, 99; 106/31.29, 31.61

See application file for complete search history.

(56) **References Cited**

U.S. PATENT DOCUMENTS

D385,909 S *	11/1997	Tashiro et al.	D18/56
D401,620 S *	11/1998	Nozawa et al.	D18/56
D438,560 S *	3/2001	Inoue et al.	D18/56
D454,908 S *	3/2002	Seino et al.	D18/56
6,402,310 B1 *	6/2002	Maeda et al.	347/87
D465,516 S *	11/2002	Shinada et al.	D18/56
D466,151 S *	11/2002	Shinada et al.	D18/56
D469,463 S *	1/2003	Yu et al.	D18/56

D477,020 S *	7/2003	Seino	D18/56
D493,820 S *	8/2004	Matsuo et al.	D18/56
7,008,053 B2 *	3/2006	Hashii et al.	347/86
D534,582 S	1/2007	Tajima et al.	D18/56
D535,688 S	1/2007	Tajima et al.	D18/56
D540,377 S	4/2007	Hatasa et al.	D18/56
D542,345 S *	5/2007	Hayashi et al.	D18/56
7,222,949 B2 *	5/2007	Ichihashi et al.	347/86
7,244,018 B2 *	7/2007	Hashii et al.	347/86
D563,463 S *	3/2008	Ishizawa et al.	D18/56
D611,532 S *	3/2010	Nanjo et al.	D18/56
7,669,993 B2 *	3/2010	Hashii et al.	347/86
2008/0211892 A1 *	9/2008	Kotaki et al.	347/86
2008/0259141 A1 *	10/2008	Myers et al.	347/86

* cited by examiner

Primary Examiner—Cathy Anne MacCormac

(74) *Attorney, Agent, or Firm*—Fitzpatrick, Cella, Harper & Scinto

(57) **CLAIM**

The ornamental design for an ink cartridge for printer, as shown and described.

DESCRIPTION

FIG. 1 is a front view of an ink cartridge for printer showing our new design;

FIG. 2 is a rear view thereof;

FIG. 3 is a top plan view thereof;

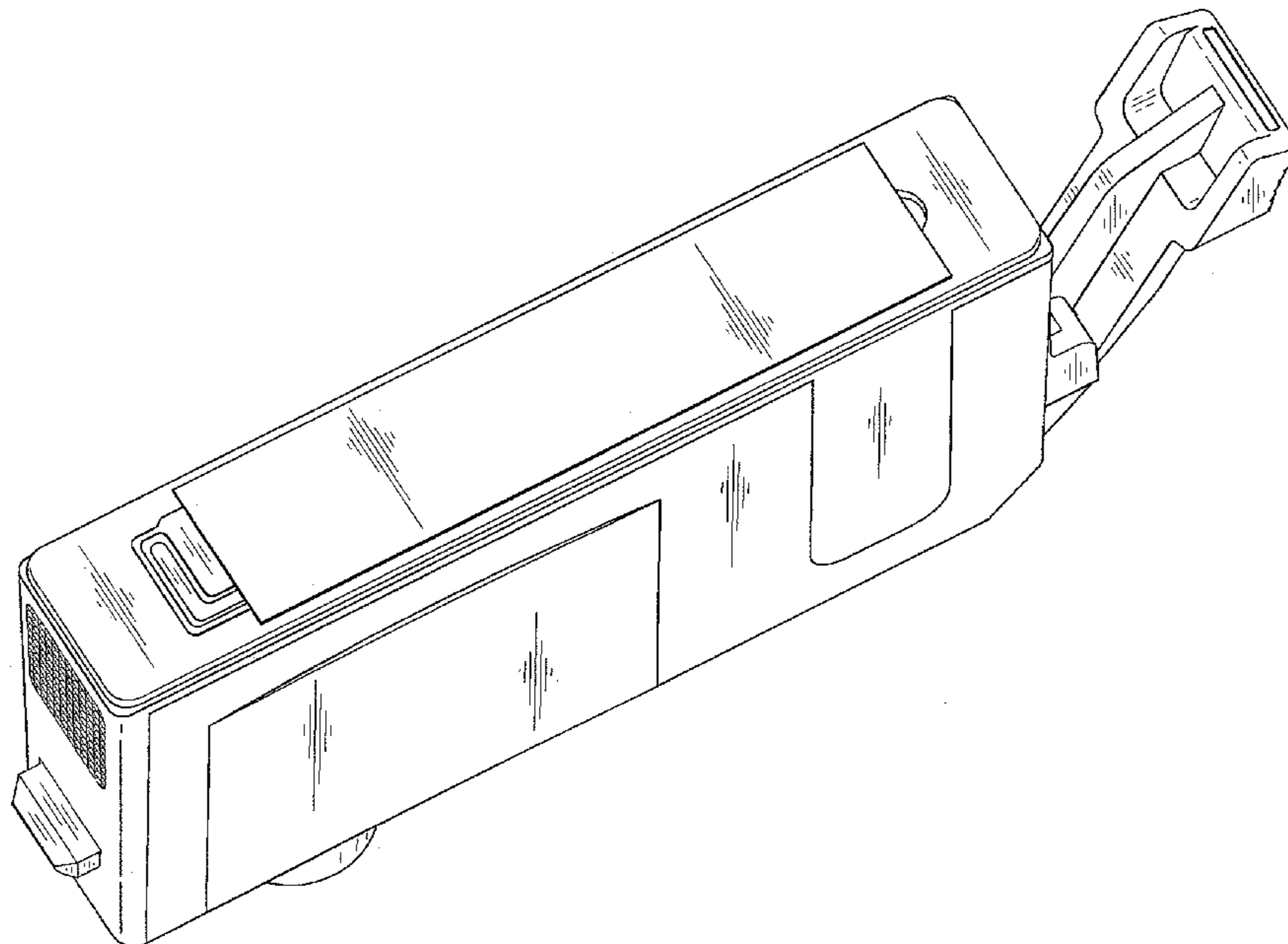
FIG. 4 is a bottom plan view thereof;

FIG. 5 is a left side view thereof;

FIG. 6 is a right side view thereof; and,

FIG. 7 is a perspective view thereof.

1 Claim, 5 Drawing Sheets



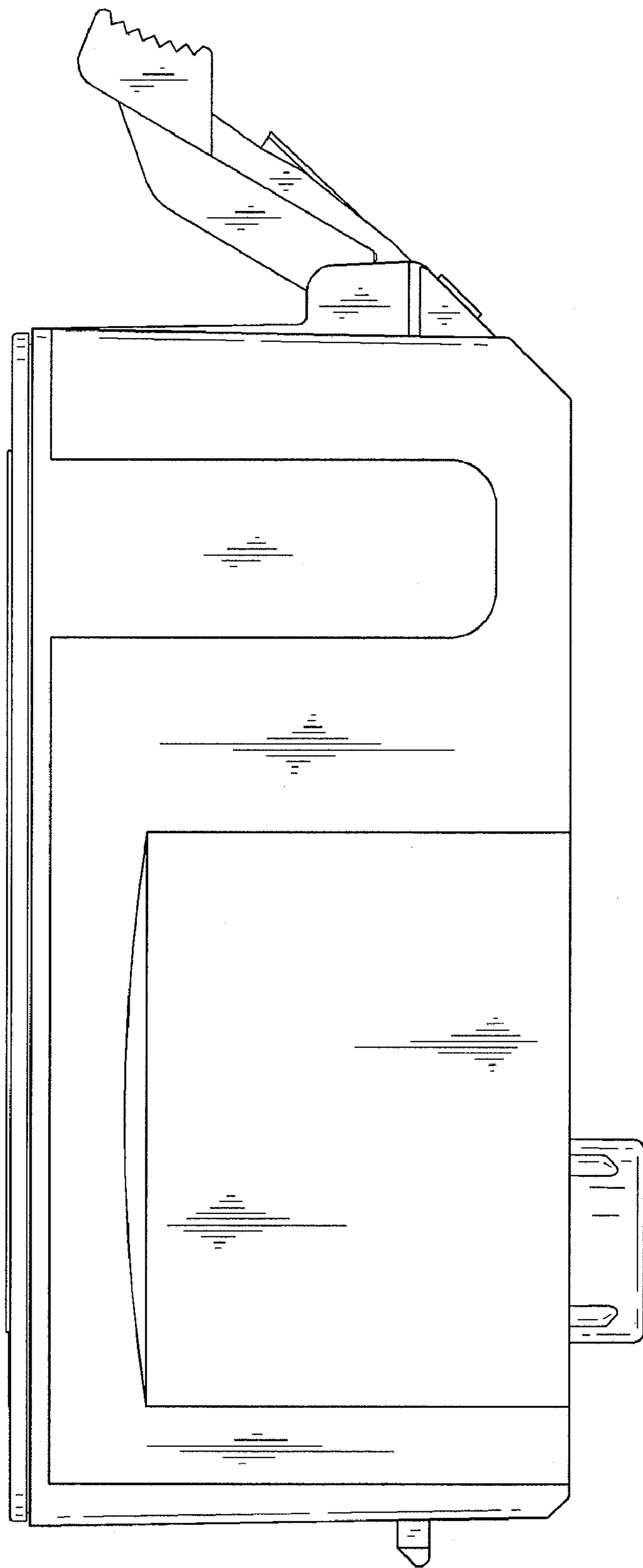


FIG. 1

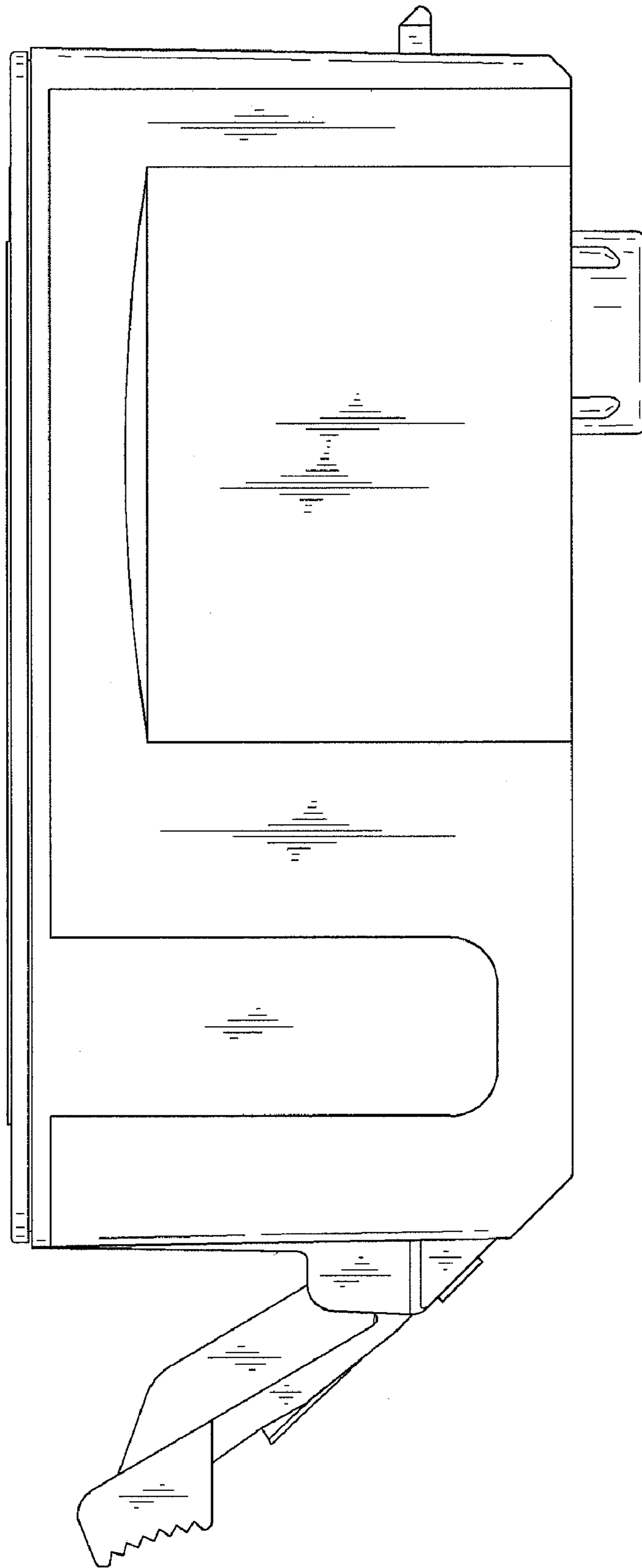


FIG. 2




FIG. 3

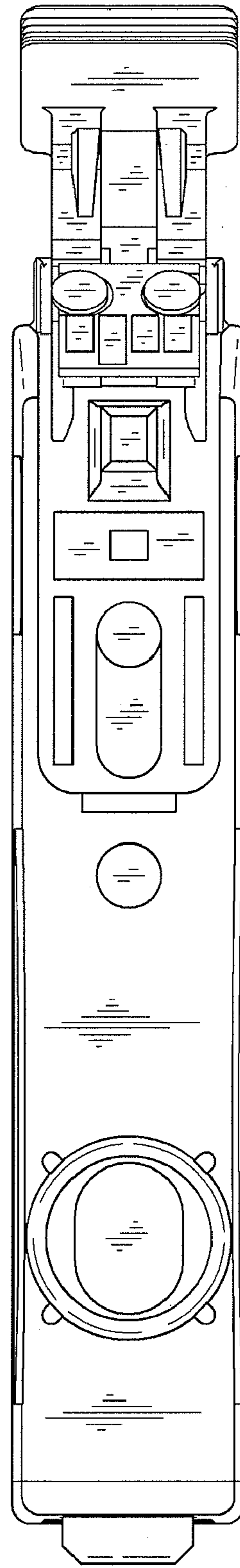


FIG. 4

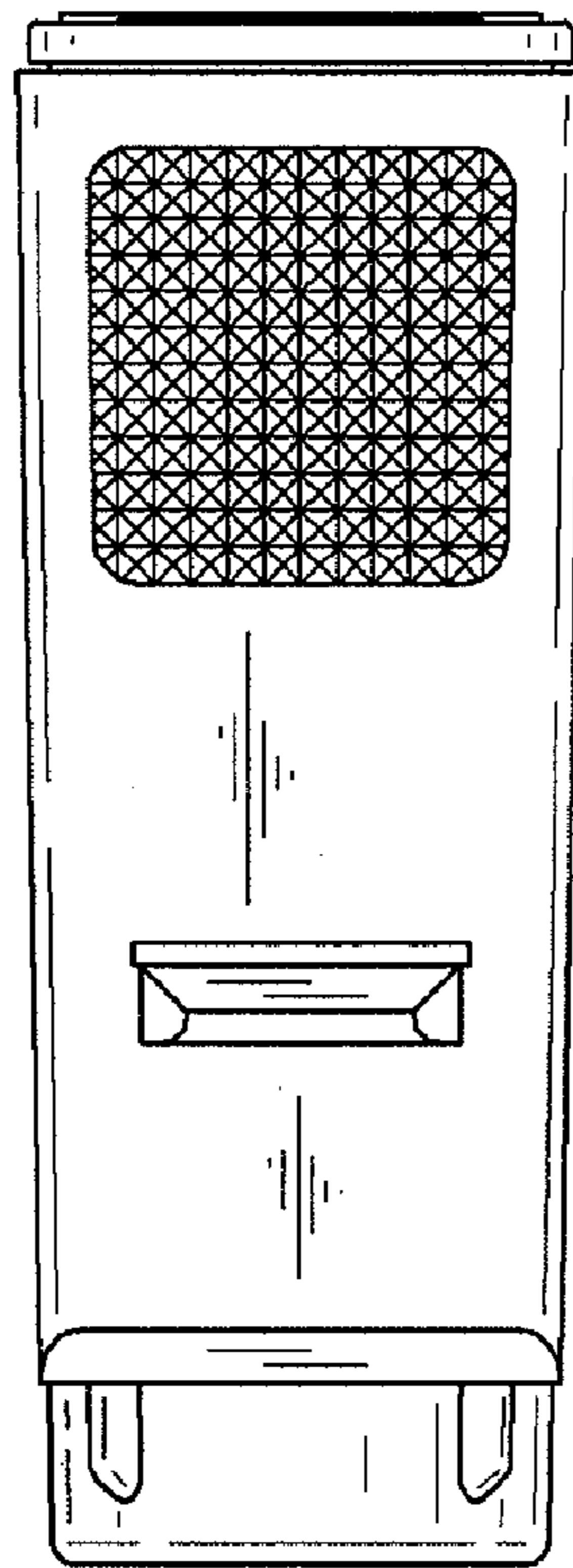


FIG. 5

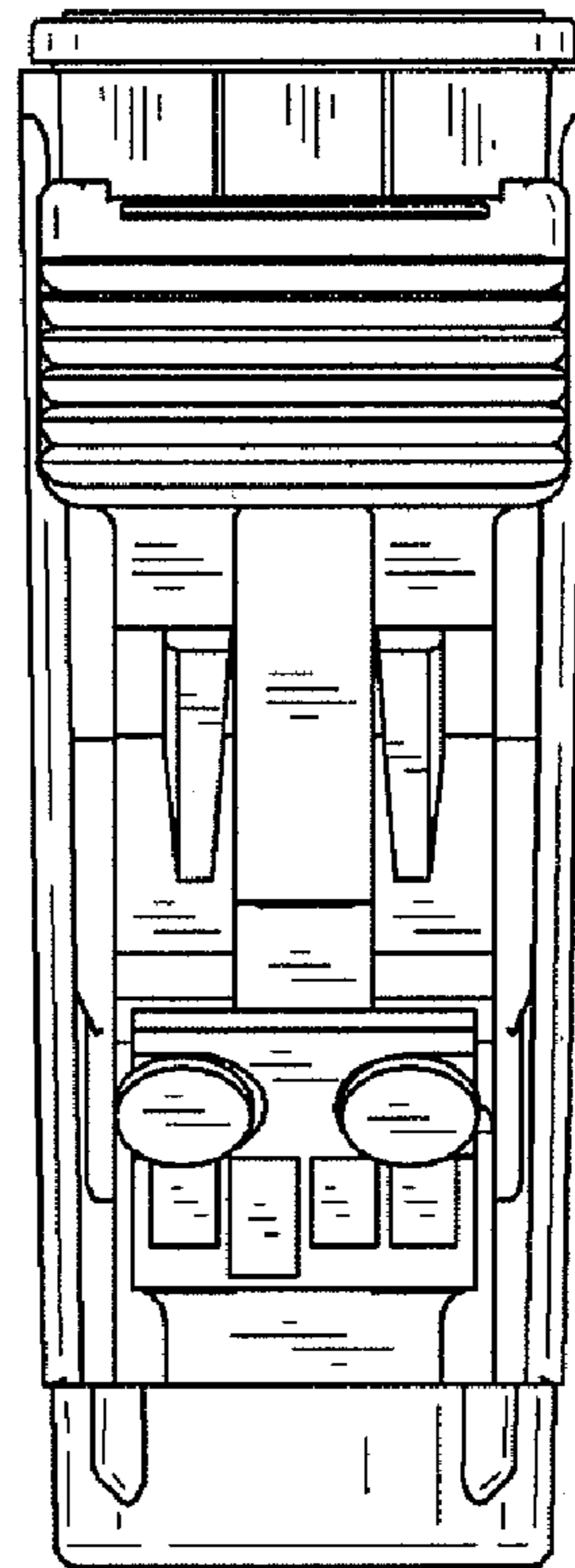


FIG. 6

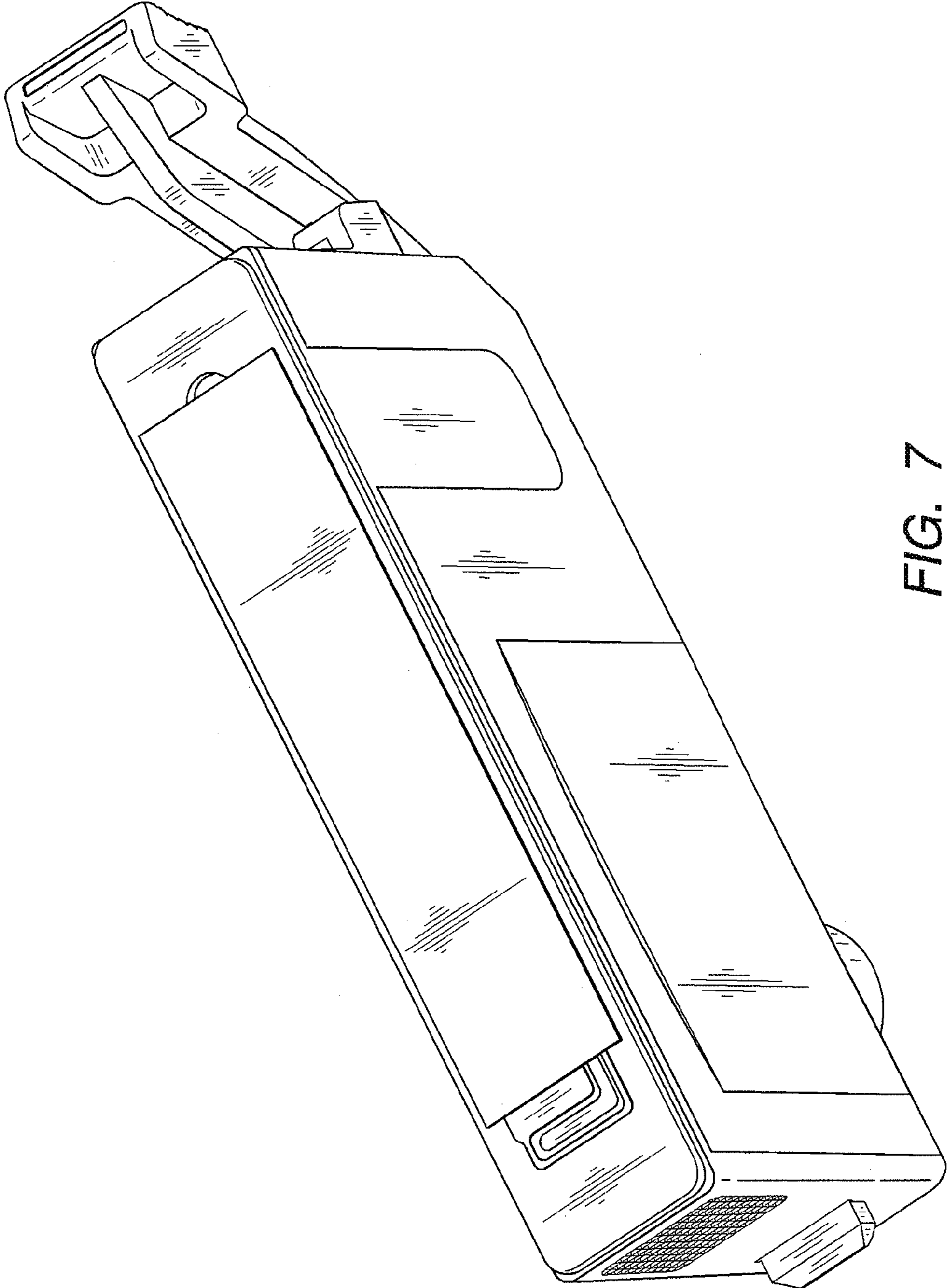


FIG. 7