



US00D624954S

(12) **United States Design Patent**  
**Yoshikawa et al.**

(10) **Patent No.:** **US D624,954 S**  
(45) **Date of Patent:** **\*\* Oct. 5, 2010**

(54) **EYEGLASSES**  
(75) Inventors: **Masao Yoshikawa**, Osaka (JP);  
**Shigeyuki Takao**, Osaka (JP); **Yuki Inoue**, Osaka (JP)  
(73) Assignee: **Panasonic Corporation**, Osaka (JP)  
(\*\*) Term: **14 Years**  
(21) Appl. No.: **29/357,321**  
(22) Filed: **Mar. 10, 2010**  
(30) **Foreign Application Priority Data**  
Sep. 11, 2009 (JP) ..... 2009-021006

JP	D1042056	6/1999
JP	D1043954	7/1999
JP	D1046661	8/1999
JP	D1086021	9/2000
JP	D1106447	4/2001
JP	D1124408	10/2001
JP	D1135759	3/2002
JP	D1136212	3/2002
JP	D1136213	3/2002
JP	D1154577	9/2002
JP	D1170201	4/2003
JP	D1177524	6/2003
JP	D1177542	6/2003
JP	D1193594	1/2004
JP	D1236623	4/2005
JP	D1243808	6/2005
JP	D1282816	10/2006

(51) **LOC (9) Cl.** ..... **16-06**  
(52) **U.S. Cl.** ..... **D16/326; D16/306**  
(58) **Field of Classification Search** ..... D16/101,  
D16/300-342; D29/109-110; D24/110.2;  
351/41, 44, 51-52, 62, 158, 92, 103-123,  
351/140, 153, 45-46; 2/426-432, 447-449,  
2/441, 434-437, 13, 15; D21/483, 659-661  
See application file for complete search history.

\* cited by examiner

*Primary Examiner*—Raphael Barkai  
(74) *Attorney, Agent, or Firm*—Brinks Hofer Gilson & Lione

(57) **CLAIM**

We claim the ornamental design for eyeglasses, as shown and described.

(56) **References Cited**  
**U.S. PATENT DOCUMENTS**  
D228,028 S \* 7/1973 LeBlanc ..... D16/304  
3,944,344 A \* 3/1976 Wichers ..... 351/41  
4,322,138 A \* 3/1982 Minart ..... 351/155  
4,400,067 A \* 8/1983 Joffe ..... 351/59  
D377,036 S \* 12/1996 Leonardi ..... D16/304  
D431,042 S \* 9/2000 Lin ..... D16/304  
6,278,501 B1 \* 8/2001 Lin ..... 351/41  
D462,979 S \* 9/2002 Fairclough ..... D16/311  
D539,834 S \* 4/2007 Hester ..... D16/327  
D602,064 S \* 10/2009 Mitsui et al. .... D16/300

**DESCRIPTION**

FIG. 1 is a top perspective view of eyeglasses of the present invention;  
FIG. 2 is a front view thereof;  
FIG. 3 is a rear view thereof;  
FIG. 4 is a first side view thereof;  
FIG. 5 is a second side view thereof;  
FIG. 6 is a top view thereof; and,  
FIG. 7 is a bottom view thereof.

**FOREIGN PATENT DOCUMENTS**  
JP D1024990/1 11/1998

**1 Claim, 7 Drawing Sheets**

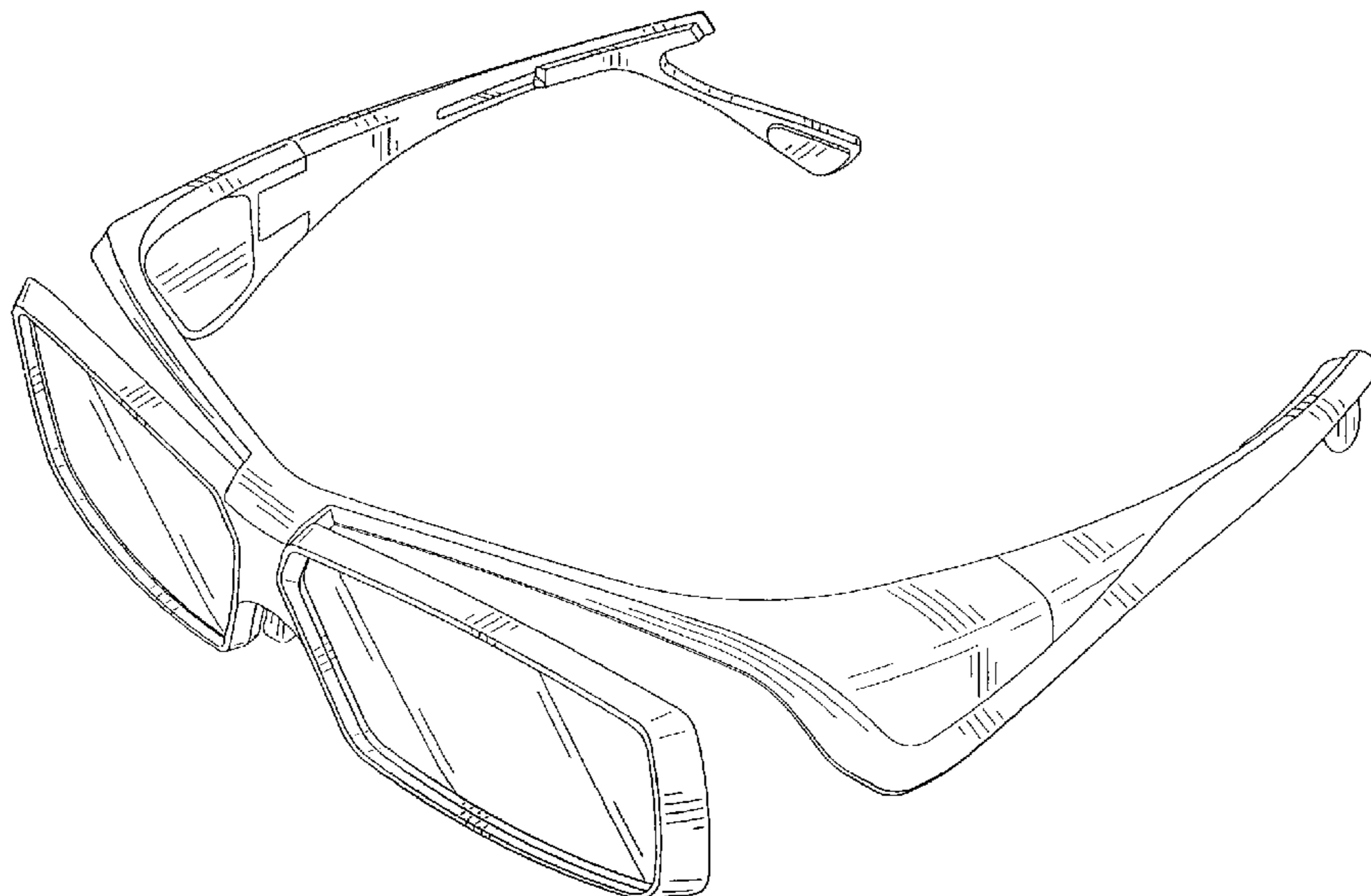
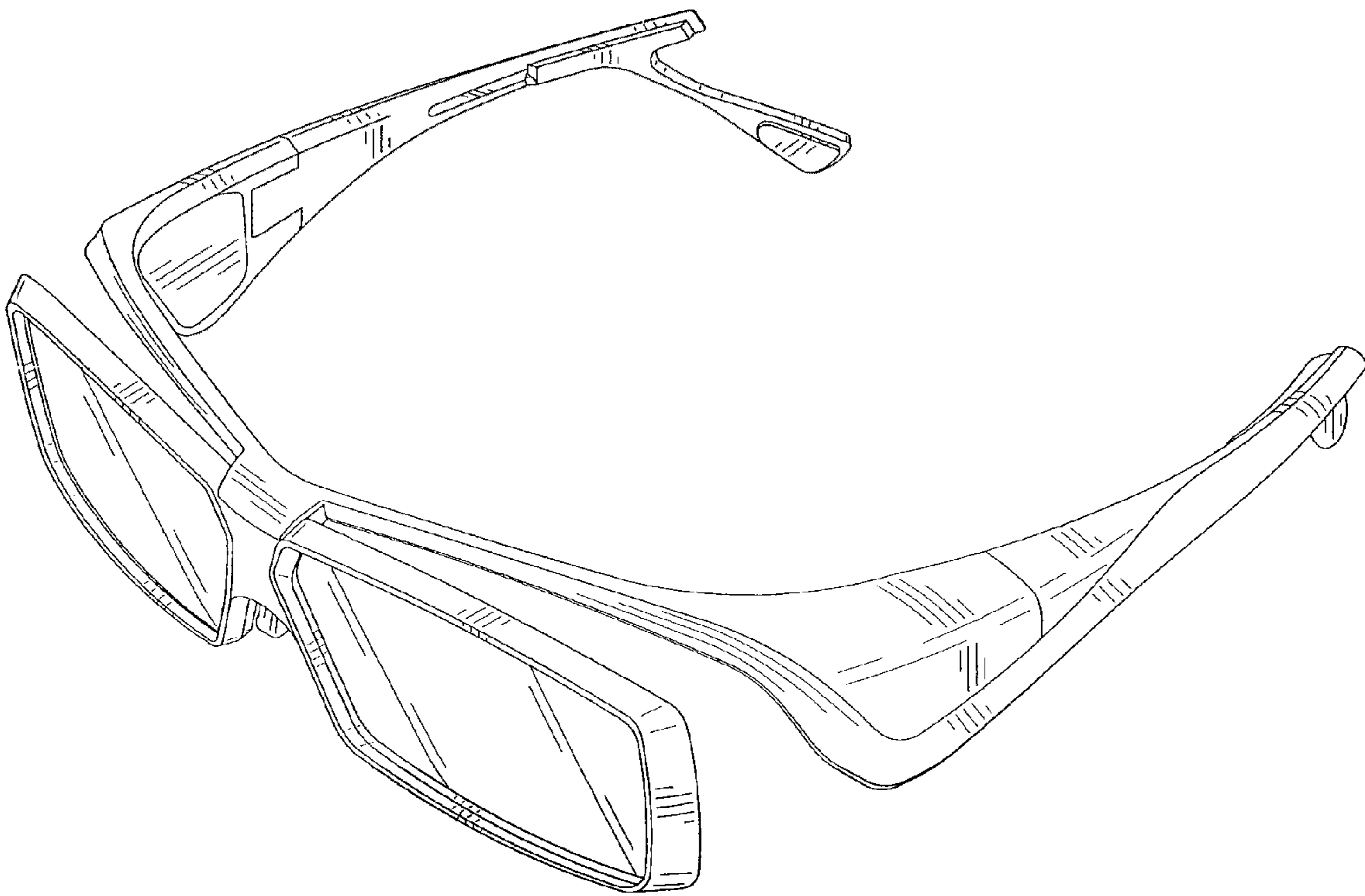
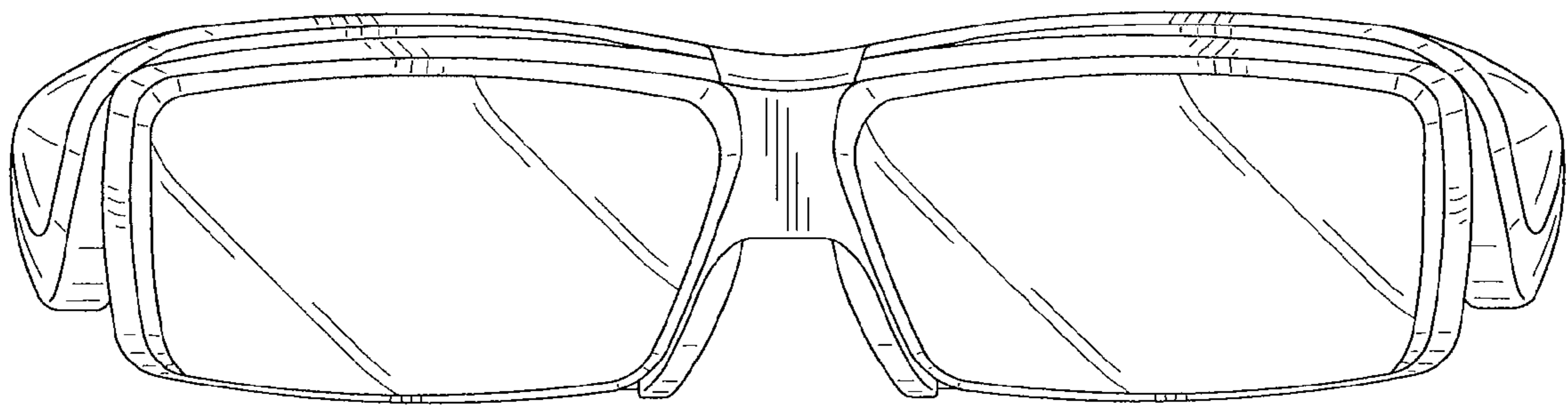


FIG.1



**FIG.2**



**FIG.3**

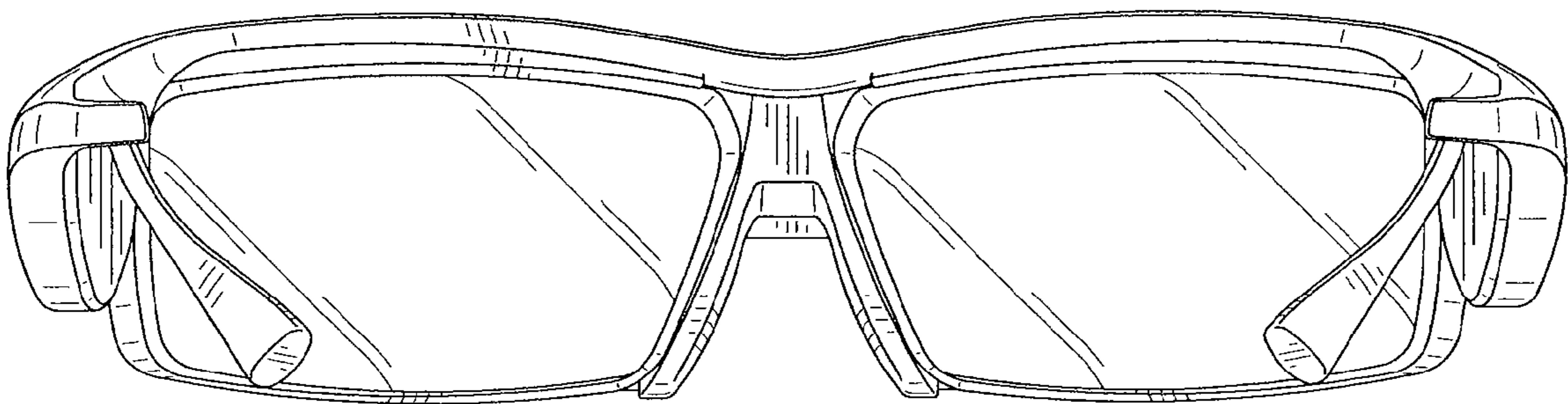


FIG.4

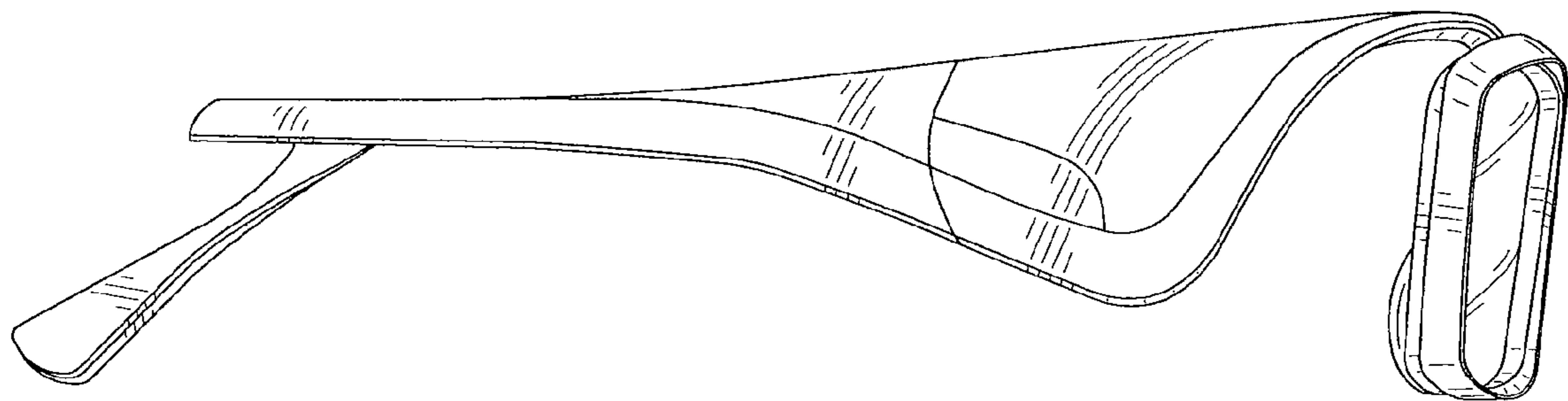


FIG.5

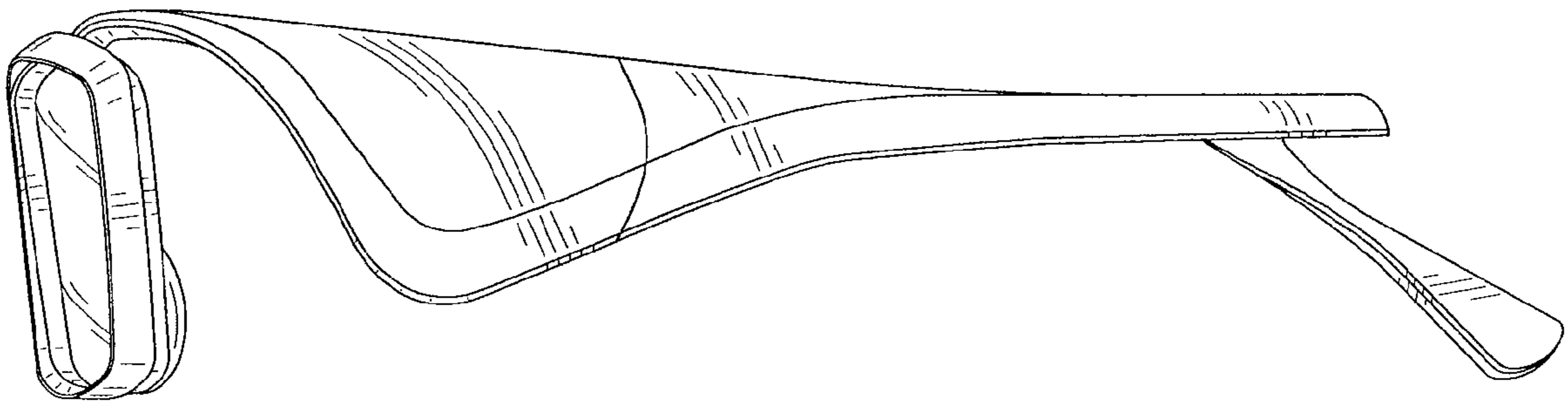


FIG.6

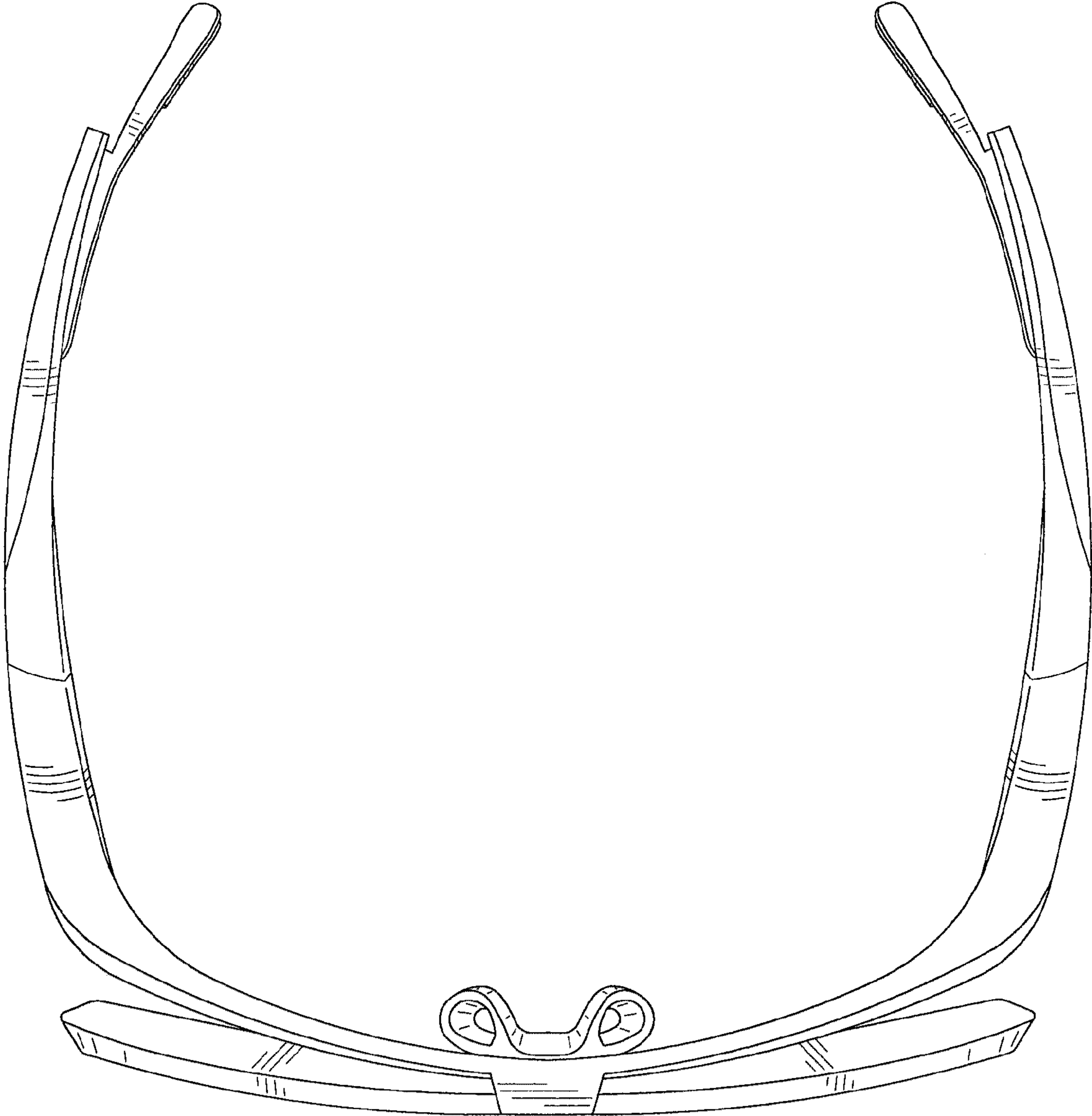


FIG.7

