



US00D624932S

(12) **United States Design Patent**
Chaudhri

(10) **Patent No.:** **US D624,932 S**
(45) **Date of Patent:** **** Oct. 5, 2010**

(54) **ANIMATED GRAPHICAL USER INTERFACE FOR A DISPLAY SCREEN OR PORTION THEREOF**

(75) Inventor: **Imran Chaudhri**, San Francisco, CA (US)

(73) Assignee: **Apple Inc.**, Cupertino, CA (US)

(**) Term: **14 Years**

(21) Appl. No.: **29/335,636**

(22) Filed: **Apr. 17, 2009**

Related U.S. Application Data

(62) Division of application No. 29/281,689, filed on Jun. 28, 2007, now Pat. No. Des. 613,300.

(51) **LOC (9) Cl.** **14-04**

(52) **U.S. Cl.** **D14/488**

(58) **Field of Classification Search** D14/485-95; D18/24-33; D20/6, 52; D21/324-33; 715/700-867, 715/973-77

See application file for complete search history.

(56) **References Cited**

U.S. PATENT DOCUMENTS

5,499,330 A * 3/1996 Lucas et al. 715/205

(Continued)

FOREIGN PATENT DOCUMENTS

WO WO 2008/033773 3/2008

OTHER PUBLICATIONS

Rose, Michael, "Music in the Home: Interfaces for Music Appliances," *Personal Technologies*, 4:45-53, 2000.

(Continued)

Primary Examiner—Melanie H Tung

(74) *Attorney, Agent, or Firm*—Sterne, Kessler, Goldstein & Fox PLLC

(57) **CLAIM**

The ornamental design of an animated graphical user interface for a display screen or portion thereof, as shown and described.

DESCRIPTION

FIG. 1 is a front view of the first image of an animated graphic user interface for a display screen or portion thereof, showing my new design;

FIG. 2 is a front view of a second image thereof;

FIG. 3 is a front view of a third image thereof;

FIG. 4 is a front view of a fourth image thereof;

FIG. 5 is a front view of a fifth image thereof;

FIG. 6 is a front view of a sixth image thereof;

FIG. 7 is a front view of a seventh image thereof;

FIG. 8 is a front view of an eighth image thereof;

FIG. 9 is a front view of a ninth image thereof;

FIG. 10 is a front view of the first image of a second embodiment thereof;

FIG. 11 is a front view of a second image thereof;

FIG. 12 is a front view of a third thereof;

FIG. 13 is a front view of a fourth thereof;

FIG. 14 is a front view of a fifth image thereof;

FIG. 15 is a front view of a sixth image thereof;

FIG. 16 is a front view of a seventh image thereof;

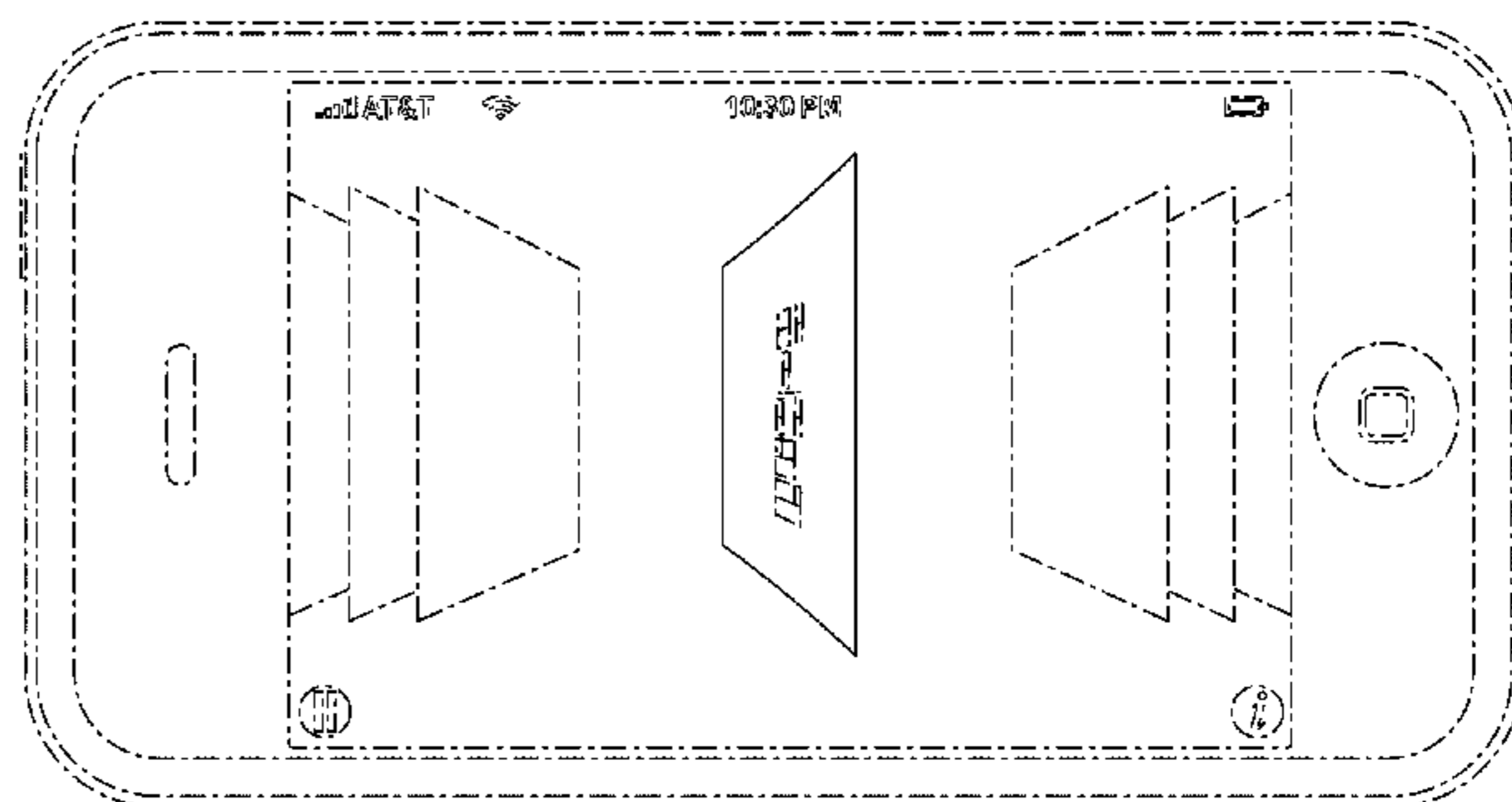
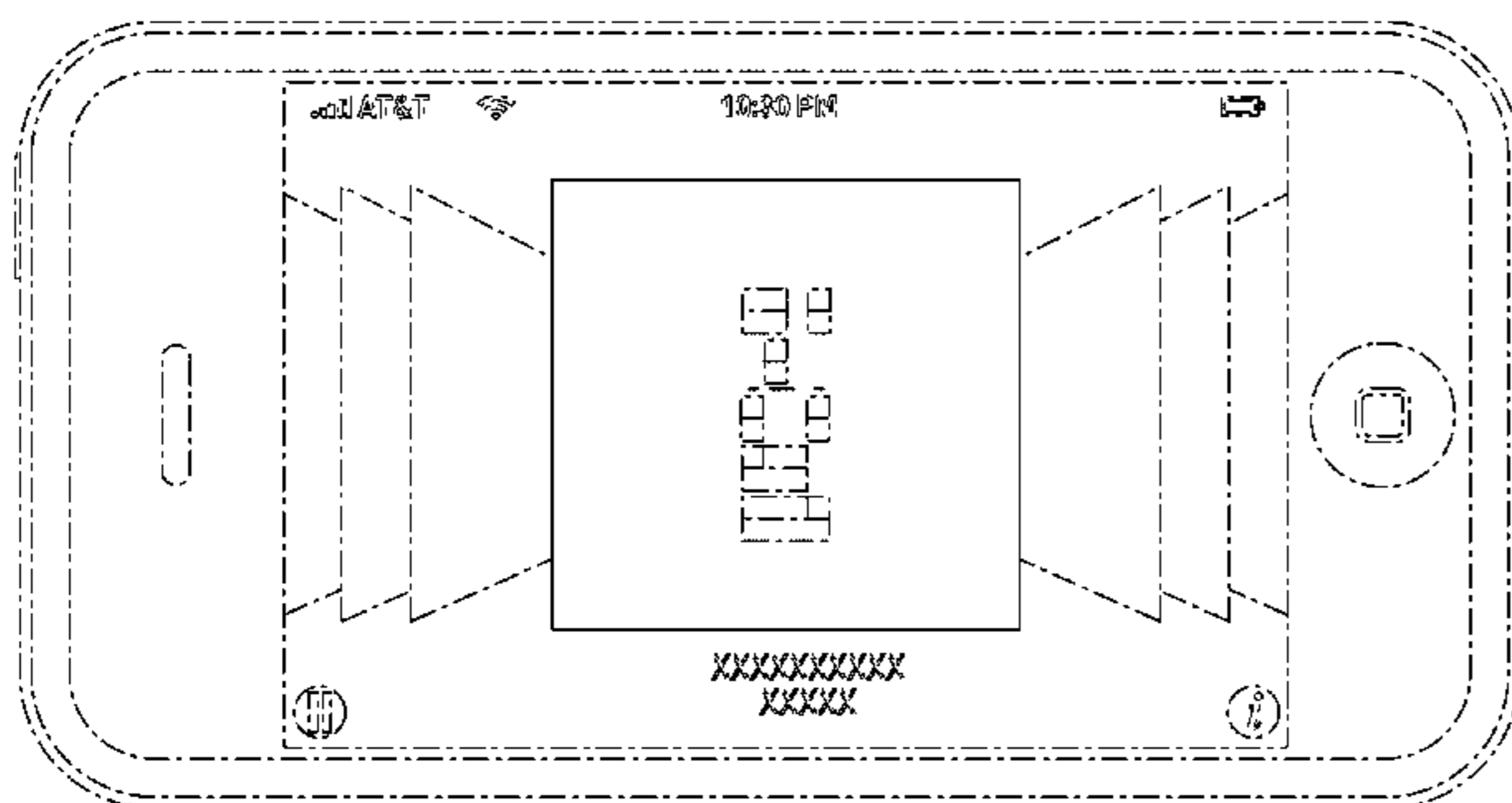
FIG. 17 is a front view of an eighth image thereof; and,

FIG. 18 is a front view of a ninth image thereof.

The broken line showing of the display screen or portion thereof, electronic device and other features forms no part of the claimed design.

The appearance of the transitional image sequentially transitions between the images shown in FIGS. 1 through 9 and FIGS. 10 through 18, respectively. The process or period in which one image transitions to another image forms no part of the claimed design.

1 Claim, 18 Drawing Sheets



U.S. PATENT DOCUMENTS

5,754,809 A 5/1998 Gandre
 D395,297 S 6/1998 Cheng et al.
 D398,299 S 9/1998 Ballay et al.
 D399,196 S 10/1998 Arora et al.
 5,864,868 A 1/1999 Contois
 5,912,668 A * 6/1999 Sciammarella et al. 715/788
 D453,938 S 2/2002 Graham
 D454,883 S 3/2002 Graham
 D459,361 S 6/2002 Inagaki
 6,577,330 B1 6/2003 Tsuda et al.
 D478,090 S 8/2003 Nguyen et al.
 7,117,450 B1 * 10/2006 Chaudhri 715/787
 D535,659 S * 1/2007 Hally et al. D14/485
 7,170,510 B2 1/2007 Kawahara et al.
 D544,492 S 6/2007 Rimas-Ribikauskas et al.
 D545,834 S 7/2007 Anthony et al.
 D546,343 S 7/2007 Anthony et al.
 D555,663 S 11/2007 Nagata et al.
 D568,892 S 5/2008 Stabb et al.
 D569,871 S 5/2008 Anastasopoulos et al.
 D569,872 S 5/2008 Suzuki
 D570,358 S 6/2008 Anastasopoulos et al.
 D570,859 S 6/2008 Hsiao et al.
 D575,793 S 8/2008 Ording
 D578,136 S 10/2008 Sayre
 7,437,005 B2 * 10/2008 Drucker et al. 382/224
 7,480,873 B2 1/2009 Kawahara
 D588,221 S * 3/2009 Takahashi D21/759
 7,536,654 B2 5/2009 Anthony et al.
 2002/0113824 A1 8/2002 Myers, Jr.
 2003/0164856 A1 9/2003 Prager et al.
 2003/0169298 A1 9/2003 Ording
 2003/0197732 A1 10/2003 Gupta
 2004/0255254 A1 12/2004 Weingart et al.

2005/0010876 A1 1/2005 Robertson et al.
 2005/0204306 A1 * 9/2005 Kawahara et al. 715/782
 2008/0066016 A1 3/2008 Dowdy et al.

OTHER PUBLICATIONS

“Dissatisfaction Sows Innovation”, <http://web.archive.org/web/20050331055401/http://thetreehouseandthecave.blogspot.com/>, posted Dec. 29, 2004.
 “Cover Flow—A beautiful way to browse your MP3s”, http://noise.typepad.com/noise_blog/2006/02/cover_flow_the_.html, posted Feb. 5, 2006.
 “The Fliptych Interface”, <http://thetreehouseandthecave.blogspot.com/2006/08/fliptych-interface.html>, posted Aug. 6, 2006.
 “Apple Announces iTunes 7 with Amazing New Features”, <http://www.apple.com/pr/library/2006/sep/12itunes7.html>, Sep. 12, 2006.
 “Apple Reinvents the Phone with iPhone”, <http://www.apple.com/pr/library/2007/01/09iphone.html>, dated Jan. 9, 2007.
 “Cover Flow”, <http://www.steelskies.com/coverflow/>, downloaded Jun. 15, 2006.
 Design of Digital Audio Player, *Tokusen-gai*, JPO publicly know design No. HA18024753, dated Nov. 2, 2006.
 Design of Portable Music and Movie Player, *Ascii*, JPO publicly know design No. HA19001658, dated Feb. 27, 2007.
 Design of MP3 Player, Mono Magazine, JPO publicly know design No. HA19010346, dated Mar. 16, 2007.
 Design of Portable Music Player, located at <http://www.iriver.co.jp>, JPO publicly known design No. HJ18021857, dated Mar. 17, 2007.
 U.S. Appl. No. 29/281,676, Chaudhri, Animated Graphical User Interface for a Display Screen or Portion Thereof, filed Jun. 28, 2007.
 U.S. Appl. No. 29/281,689, Chaudhri, Animated Graphical User Interface for a Display Screen or Portion Thereof, filed Jun. 28, 2007.
 U.S. Appl. No. 29/281,694, Chaudhri, Image Based Browser for an Animated Graphical User Interface for a Display Screen or Portion Thereof, filed Jun. 28, 2007.

* cited by examiner

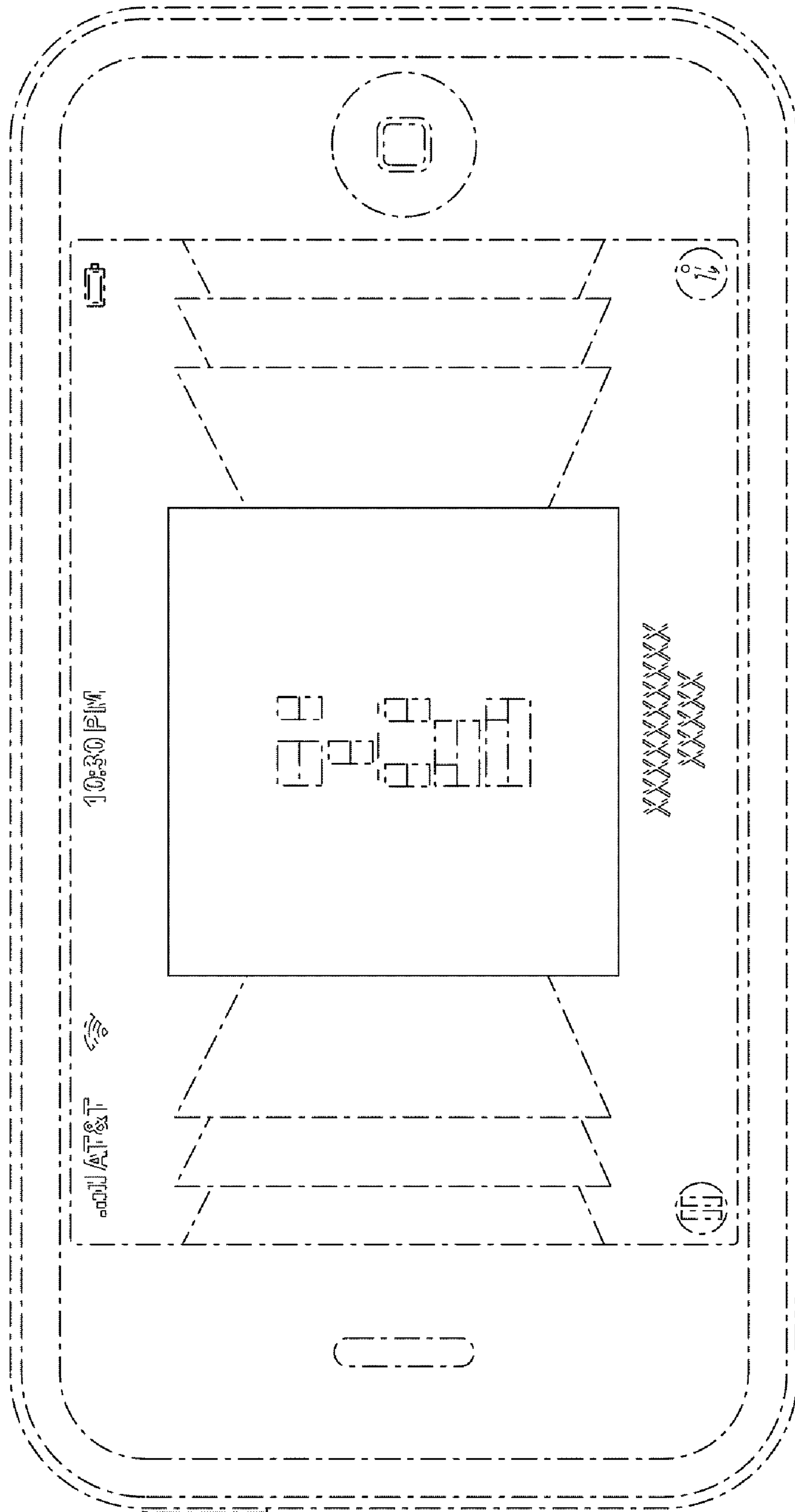


FIG. 1

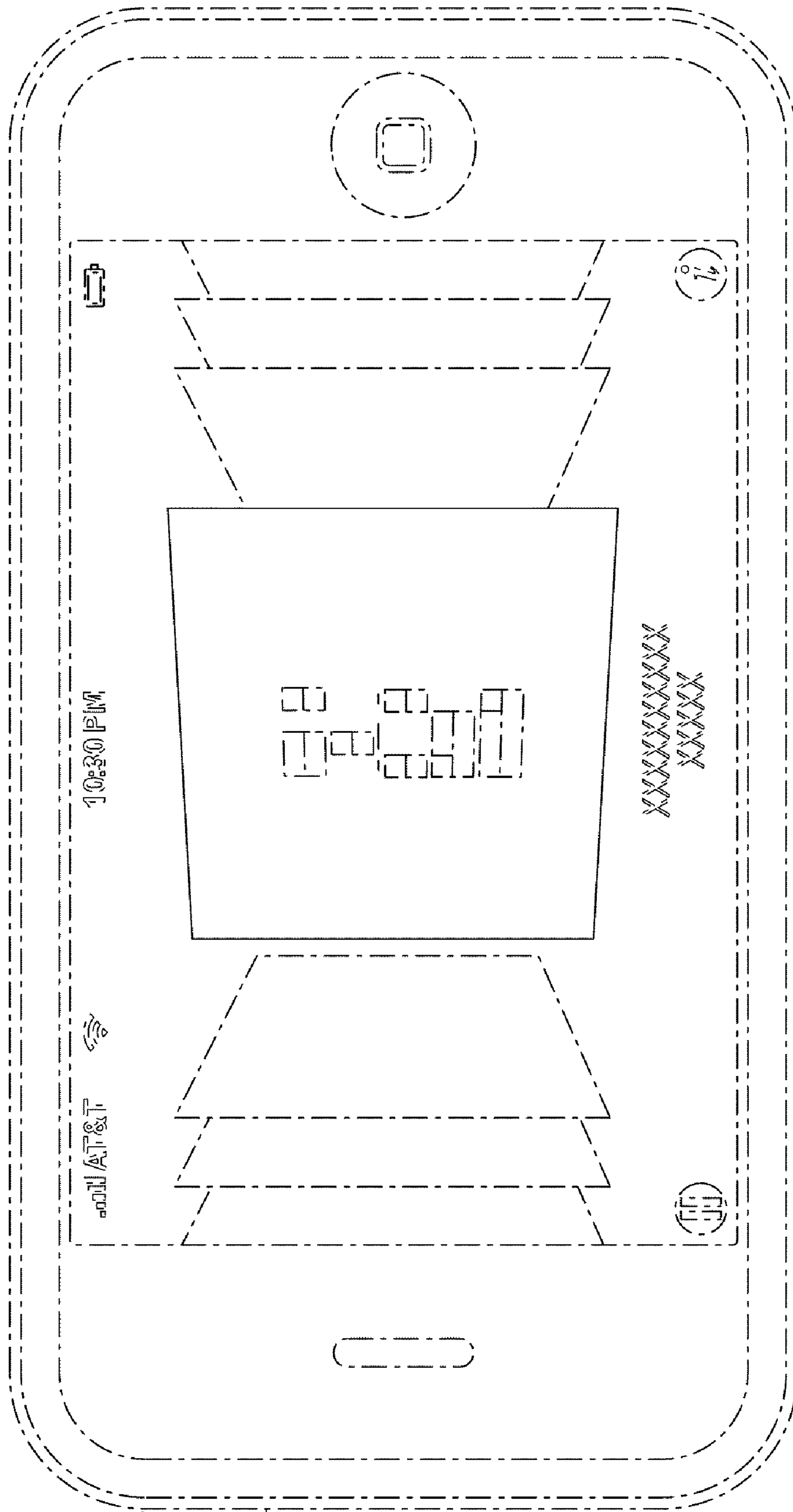


FIG. 2

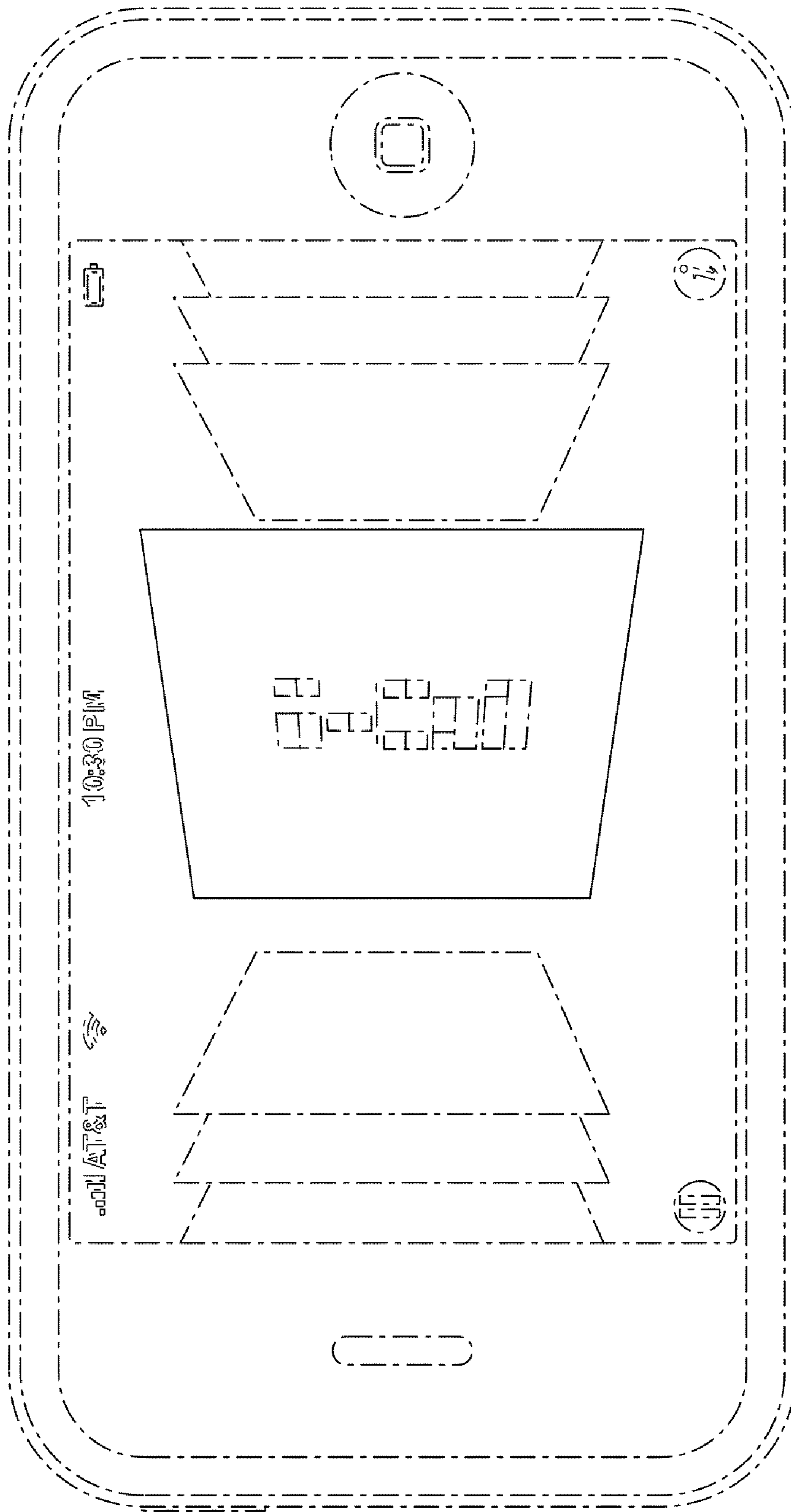


FIG. 3

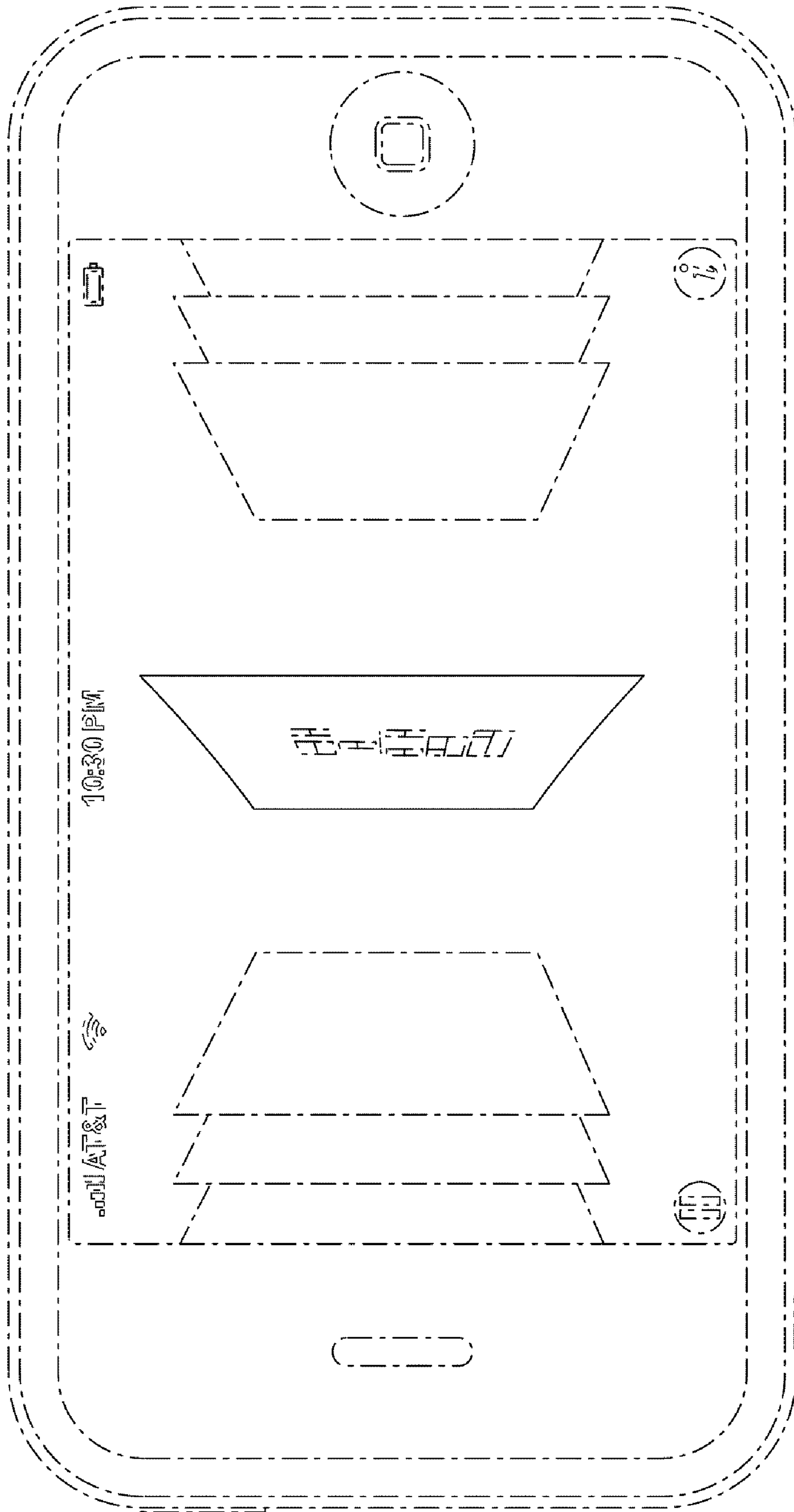


FIG. 4




FIG. 5




FIG. 6




FIG. 7

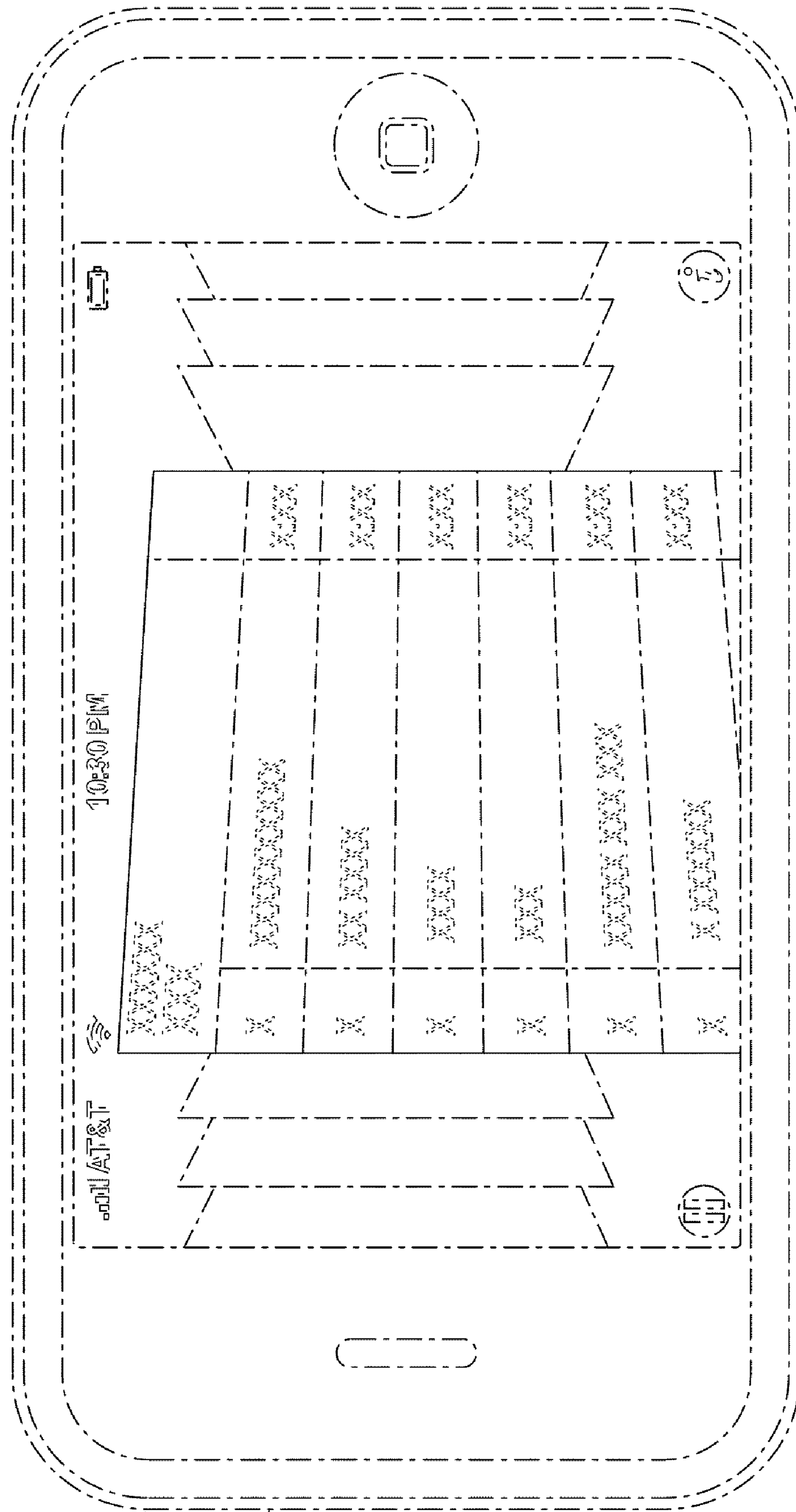


FIG. 8




FIG. 9

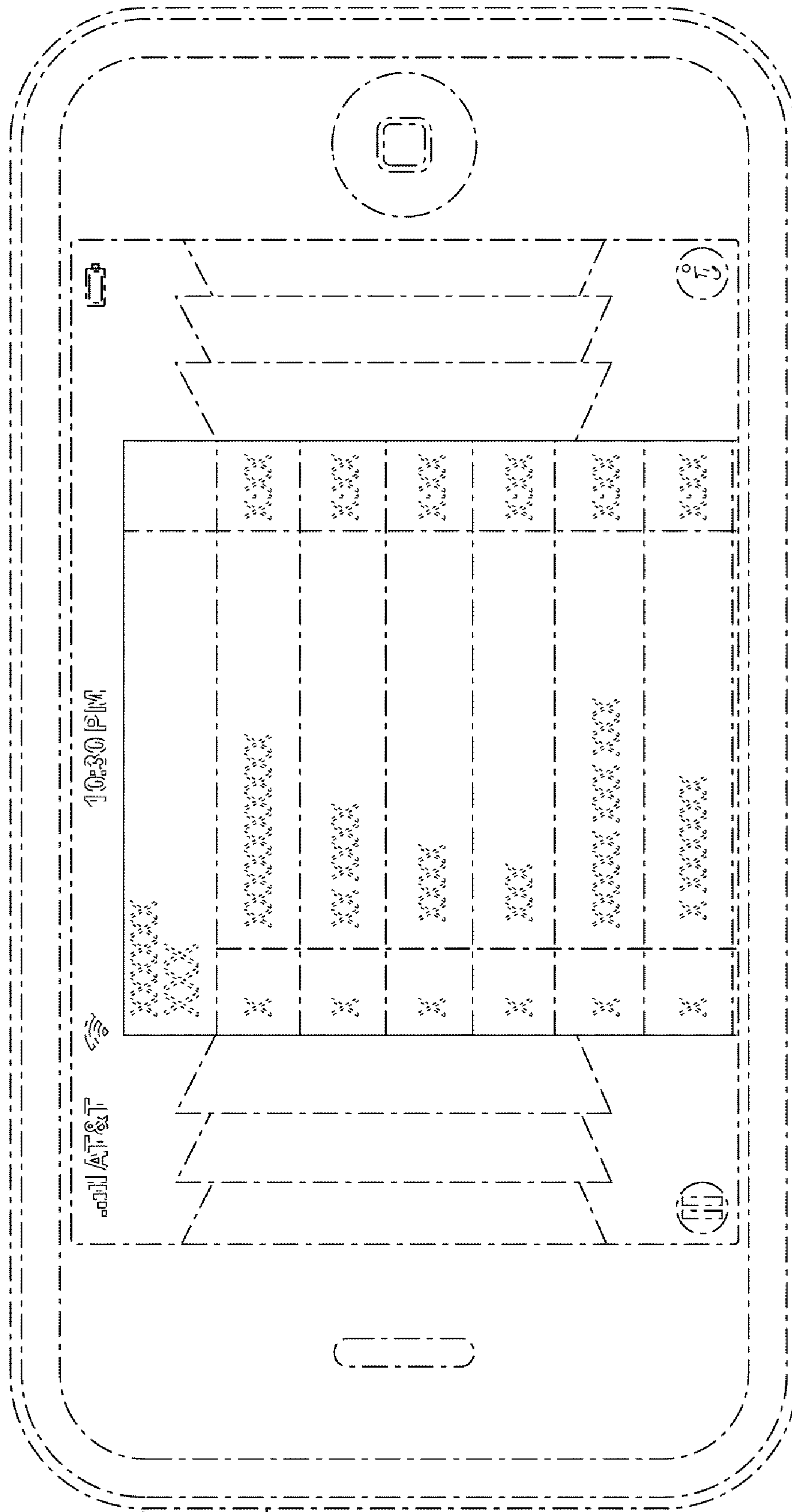


FIG. 10

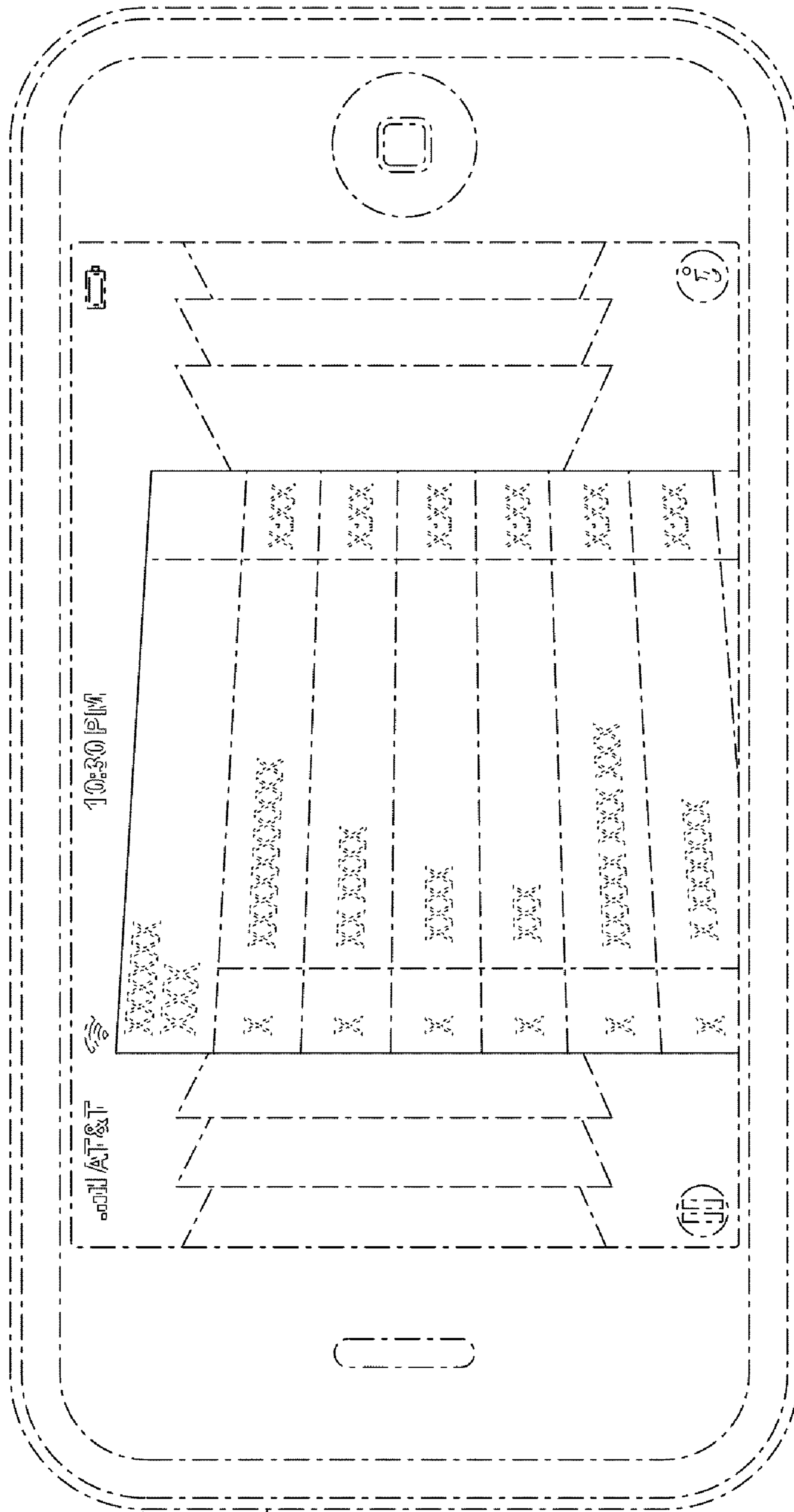


FIG. 11




FIG. 12




FIG. 13




FIG. 14

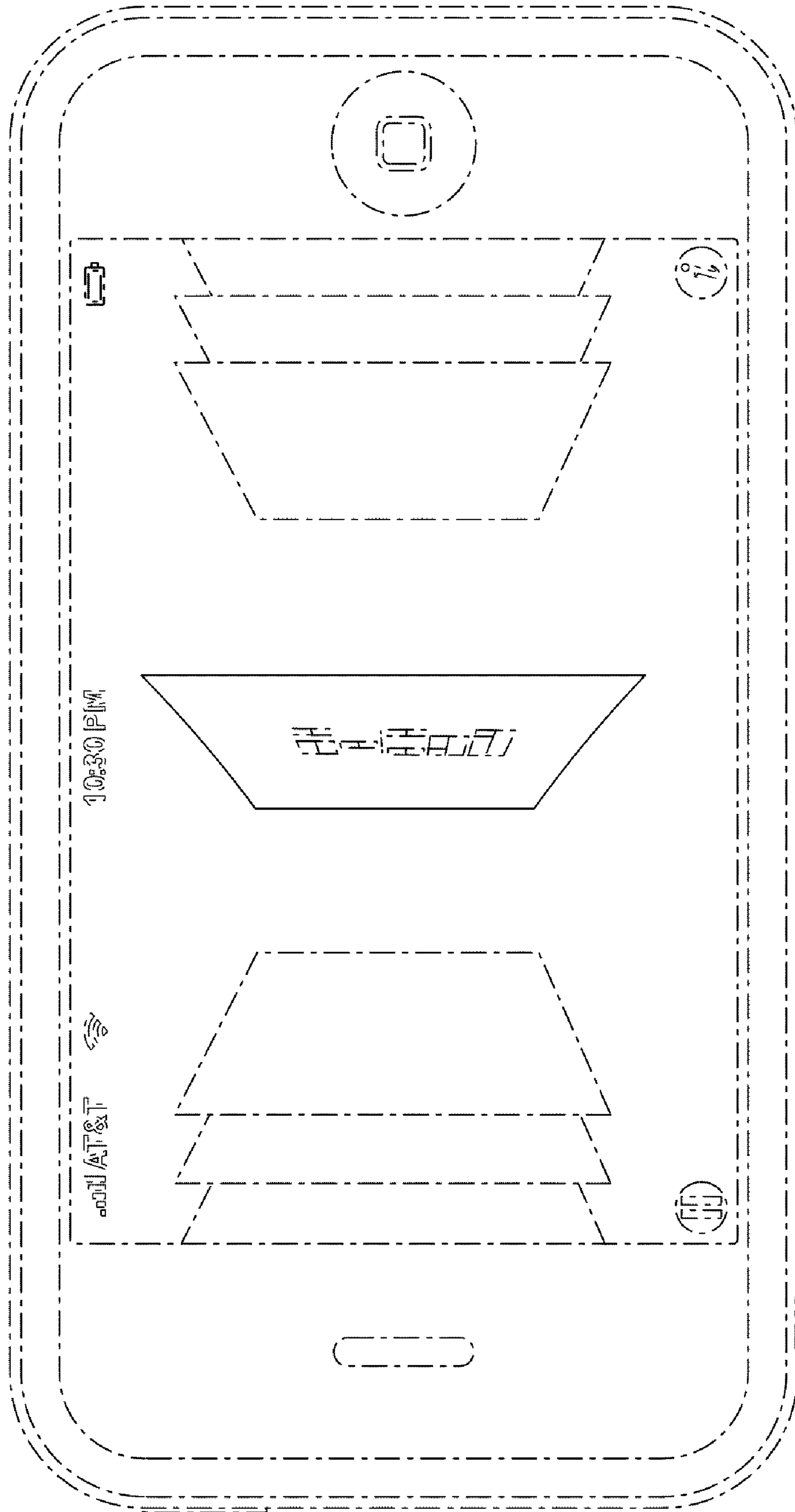


FIG. 15

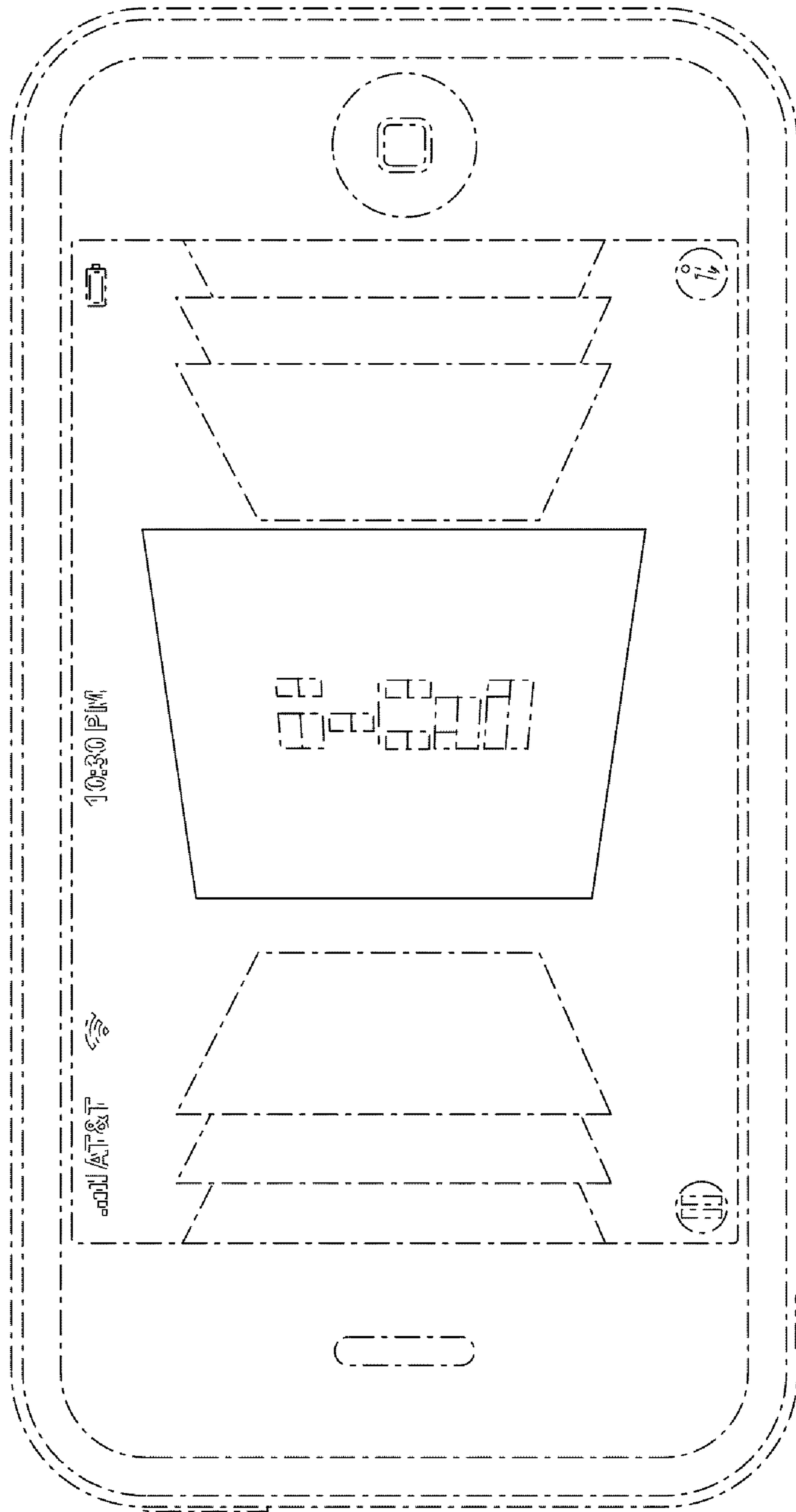


FIG. 16

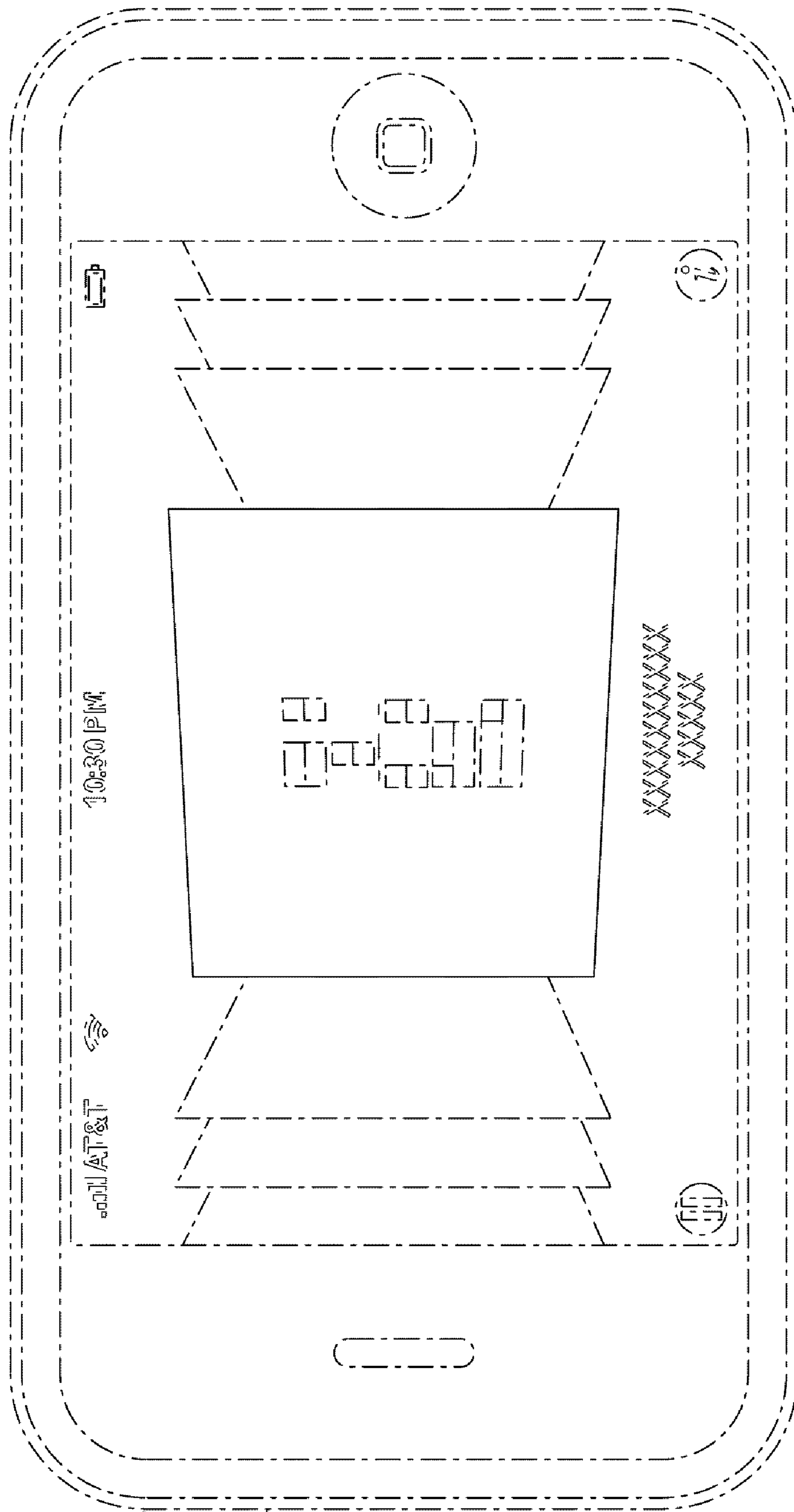


FIG. 17

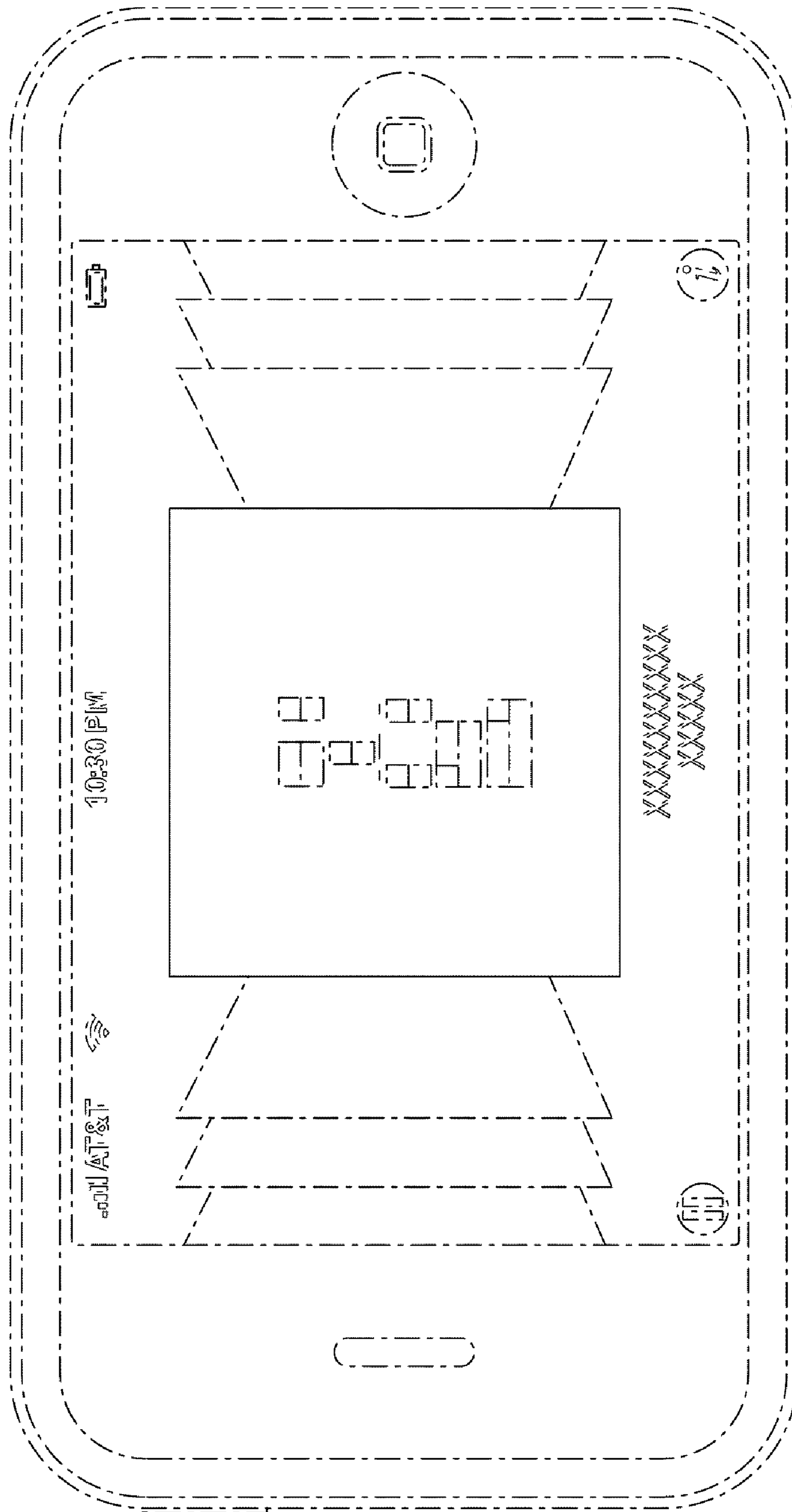


FIG. 18