



US00D624873S

(12) **United States Design Patent**  
**Tamura**

(10) **Patent No.:** **US D624,873 S**

(45) **Date of Patent:** **\*\* Oct. 5, 2010**

(54) **TREAD PORTION OF AN AUTOMOBILE TIRE**

D428,368 S \* 7/2000 Harris et al. .... D12/586  
D600,634 S \* 9/2009 Takatsuki .... D12/586  
D612,327 S \* 3/2010 Yonetsu .... D12/590

(75) Inventor: **Daisuke Tamura**, Tokyo (JP)

\* cited by examiner

(73) Assignee: **Bridgestone Corporation**, Tokyo (JP)

*Primary Examiner*—Stacia Cadmus

(\*\*) Term: **14 Years**

(74) *Attorney, Agent, or Firm*—Sughrue Mion, PLLC

(21) Appl. No.: **29/355,265**

(57) **CLAIM**

(22) Filed: **Feb. 4, 2010**

The ornamental design for a tread portion of an automobile tire, as shown and described.

(51) **LOC (9) Cl.** ..... **12-15**

(52) **U.S. Cl.** ..... **D12/586; D12/900**

(58) **Field of Classification Search** ..... D12/568,  
D12/579-603, 551-556, 900-901; 152/209.1,  
152/209.8-209.19, 209.25-209.28

See application file for complete search history.

**DESCRIPTION**

(56) **References Cited**

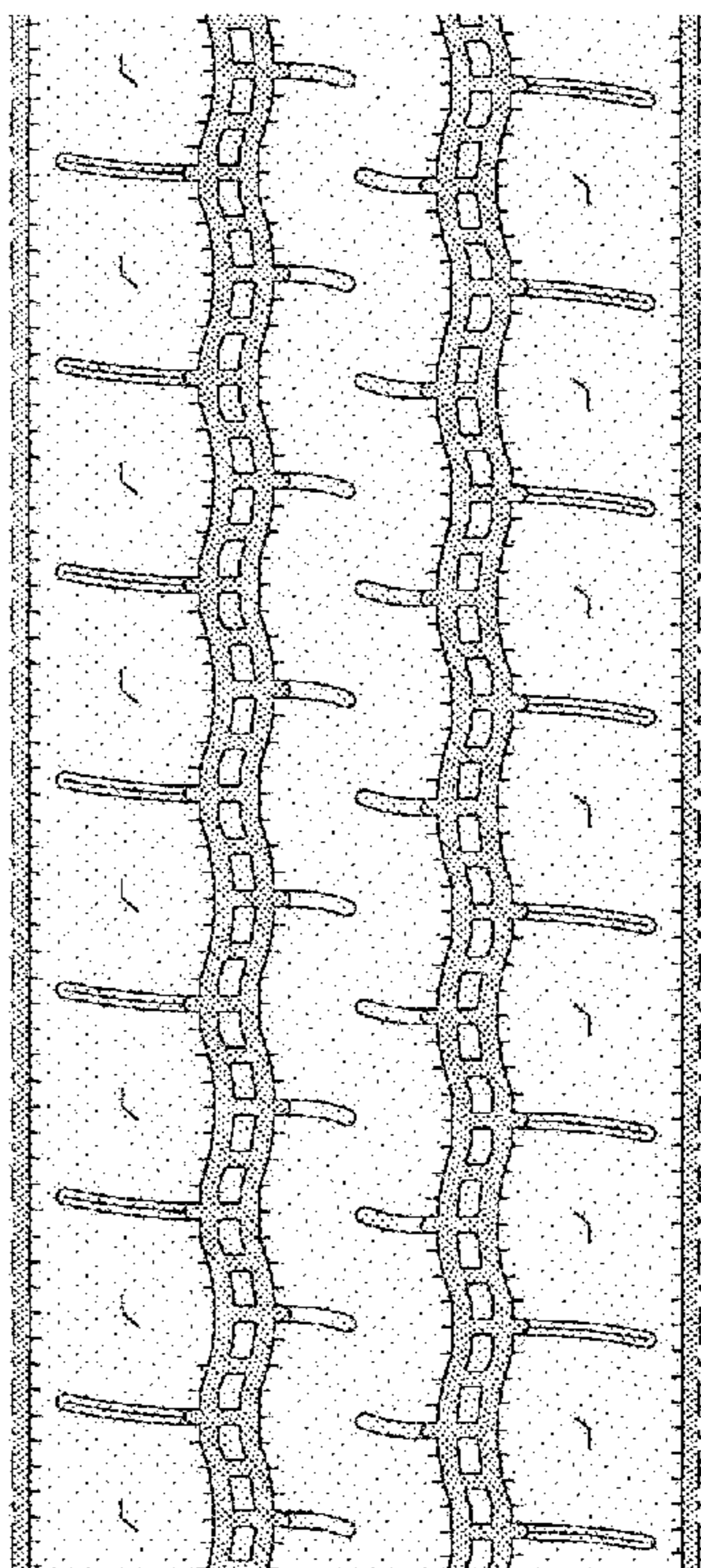
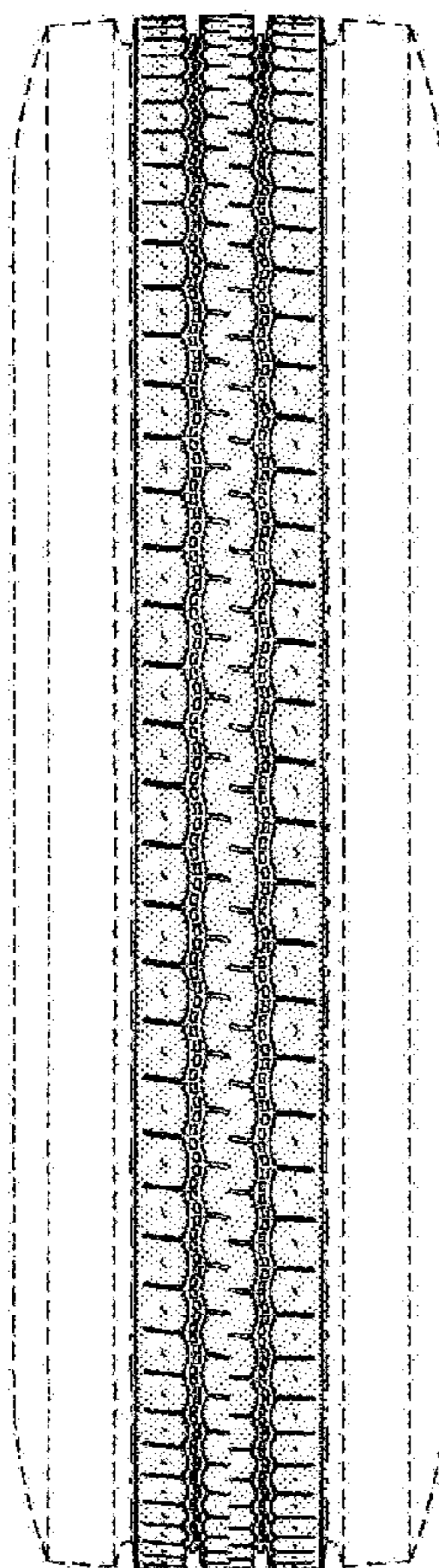
**U.S. PATENT DOCUMENTS**

D279,363 S \* 6/1985 Fukumoto et al. .... D12/586  
D339,774 S \* 9/1993 Shinohara et al. .... D12/586  
D405,034 S \* 2/1999 Takada .... D12/590

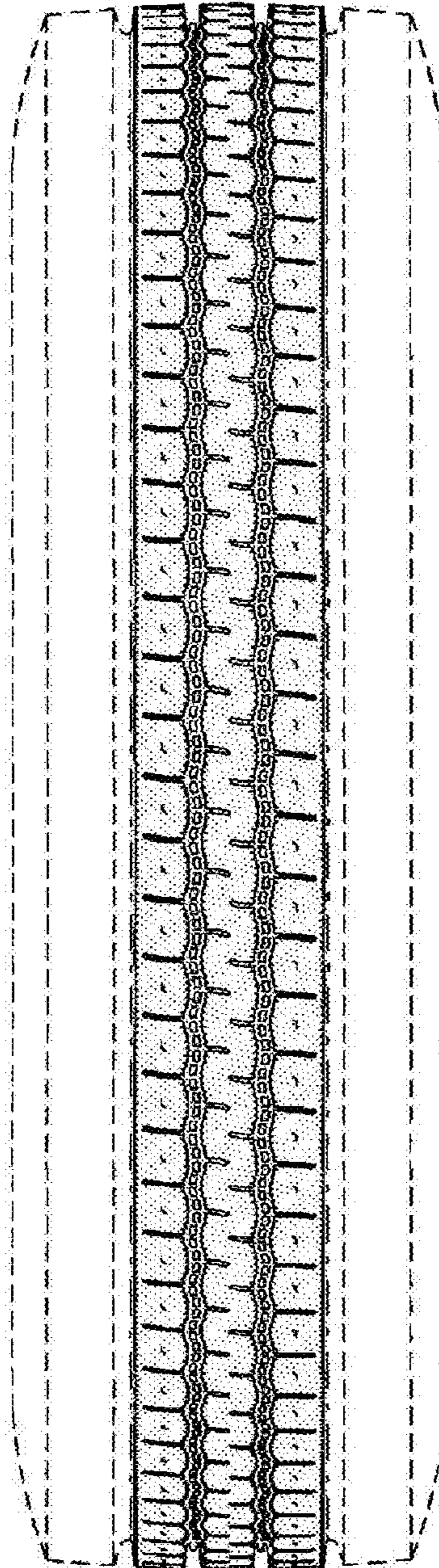
FIG. 1 is a front view of a tread portion of an automobile tire;  
FIG. 2 is a perspective view thereof;  
FIG. 3 is a left side view thereof; and,  
FIG. 4 is a fragmentary enlarged view showing the details of  
the tread portion thereof.

The broken lines defining the sidewall and inner bead of the tire depict environmental subject matter that forms no part of the claimed design.

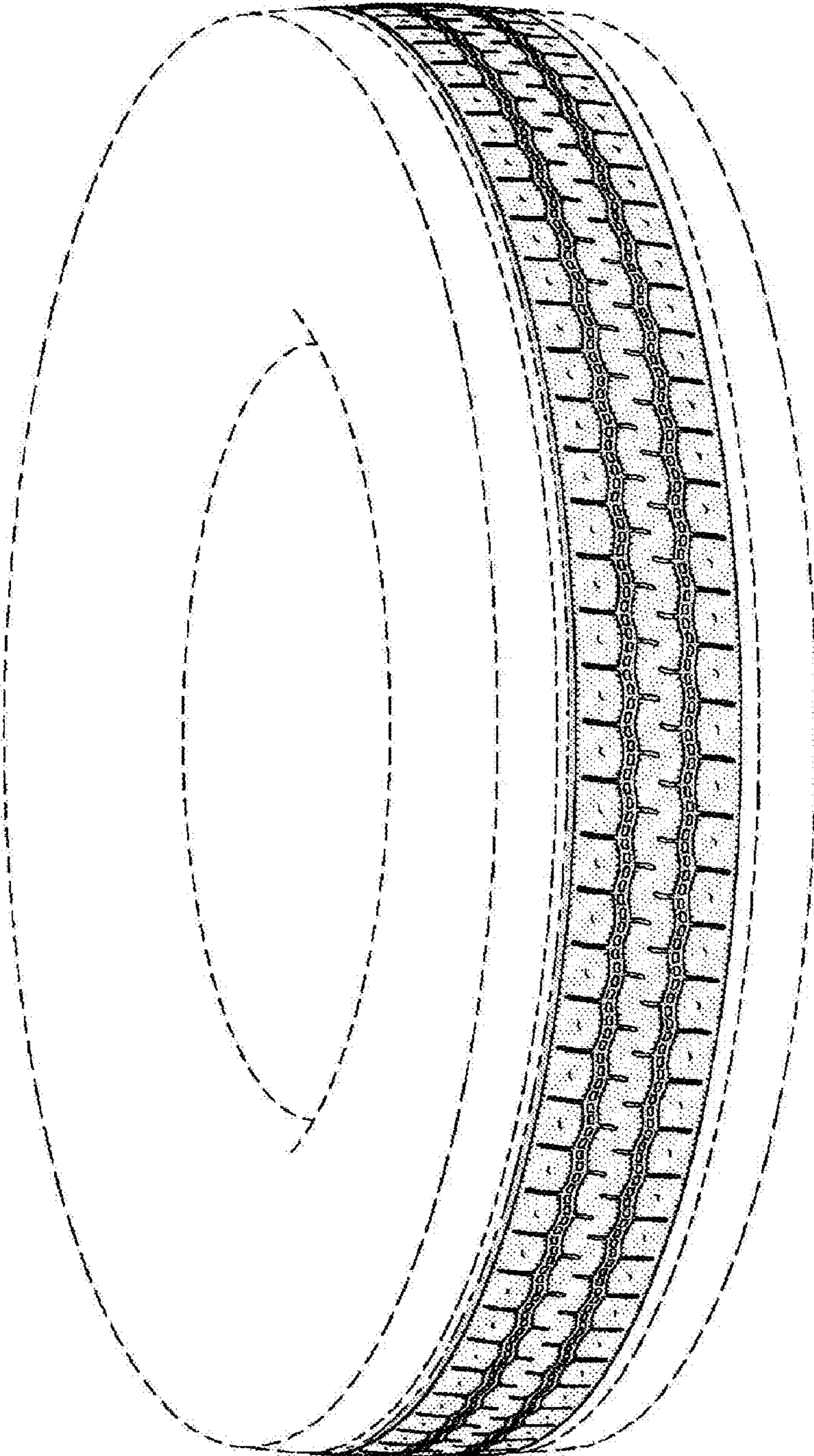
**1 Claim, 4 Drawing Sheets**



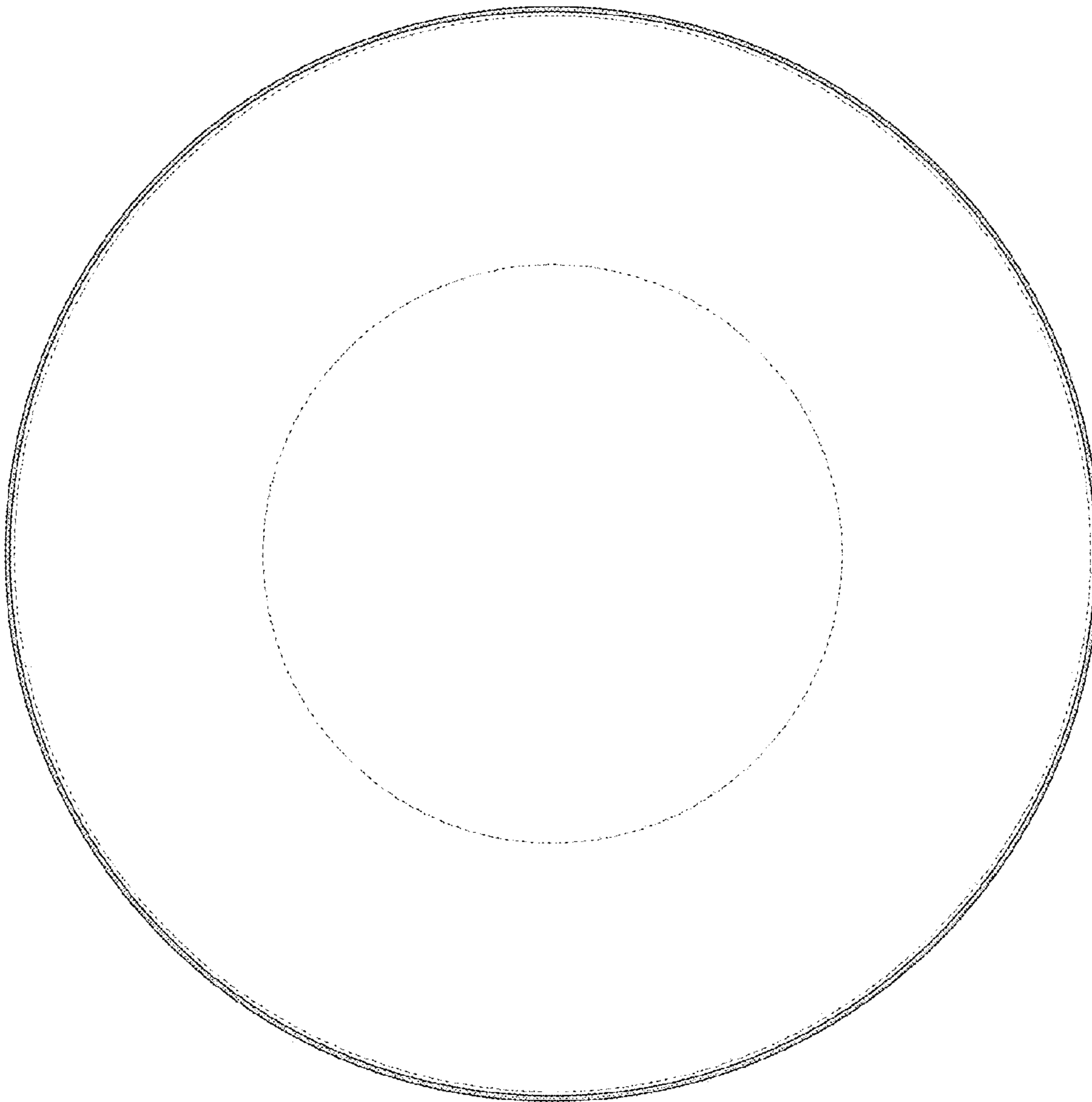
*FIG. 1*



*FIG. 2*



*FIG. 3*



*FIG. 4*

