



US00D624870S

(12) **United States Design Patent**
Fontaine et al.

(10) **Patent No.:** **US D624,870 S**
(45) **Date of Patent:** **** Oct. 5, 2010**

(54) **TIRE**
(75) Inventors: **Sébastien Willy Fontaine**, Oberfeulen (LU); **Pierre Bernard Raoul Brochet**, Luxembourg (LU); **Alexander Ossipov**, Leuven (BE); **Stéphane Pierre Pemmers**, Arlon (BE); **Percy Anthony Lemaire**, Arlon (BE); **Edouard Léon Hoffmann**, Kehmen (LU)

(73) Assignee: **The Goodyear Tire & Rubber Company**, Akron, OH (US)

(**) Term: **14 Years**

(21) Appl. No.: **29/356,403**

(22) Filed: **Feb. 25, 2010**

(51) **LOC (9) Cl.** **12-15**
(52) **U.S. Cl.** **D12/517**
(58) **Field of Classification Search** D12/505-532,
D12/900-901; 152/209.1, 209.8-209.19,
152/209.25-209.28, 455-456
See application file for complete search history.

(56) **References Cited**

U.S. PATENT DOCUMENTS

| | | | | |
|--------------|---------|-------------------|-------|---------|
| D388,035 S | 12/1997 | Heinen et al. | | D12/147 |
| D400,140 S | 10/1998 | Graas | | D12/147 |
| D409,958 S | 5/1999 | Gerresheim et al. | | D12/147 |
| D466,472 S * | 12/2002 | Abe et al. | | D12/518 |
| D481,004 S * | 10/2003 | O | | D12/518 |
| D483,004 S | 12/2003 | Schomburg et al. | | D12/518 |
| D484,848 S | 1/2004 | Heinen et al. | | D12/556 |
| D513,402 S | 1/2006 | Schirouzu | | D12/590 |
| D517,976 S * | 3/2006 | Raatikainen | | D12/518 |
| D562,757 S * | 2/2008 | Iwai | | D12/519 |
| D571,286 S | 6/2008 | Fontaine et al. | | D12/591 |
| D577,655 S * | 9/2008 | Heinen | | D12/521 |

| | | | | |
|--------------|---------|-----------------|-------|---------|
| D580,348 S | 11/2008 | Fontaine et al. | | D12/591 |
| D582,837 S * | 12/2008 | D'abrigéon | | D12/517 |
| D586,723 S * | 2/2009 | Heinen et al. | | D12/517 |
| D595,642 S | 7/2009 | Fontaine et al. | | D12/582 |
| D610,068 S * | 2/2010 | Nagata | | D12/518 |
| D615,024 S * | 5/2010 | Lee | | D12/515 |

* cited by examiner

Primary Examiner—Stacia Cadmus

(74) *Attorney, Agent, or Firm*—Richard B. O'Planick

(57) **CLAIM**

The ornamental design for a tire, as shown and described.

DESCRIPTION

FIG. 1 is a perspective view of a tire showing our new design, it being understood that the pattern repeats uniformly throughout the circumference of the tread;

FIG. 2 is a front elevational view thereof;

FIG. 3 is a right side elevational view thereof;

FIG. 4 is a left side elevational view thereof;

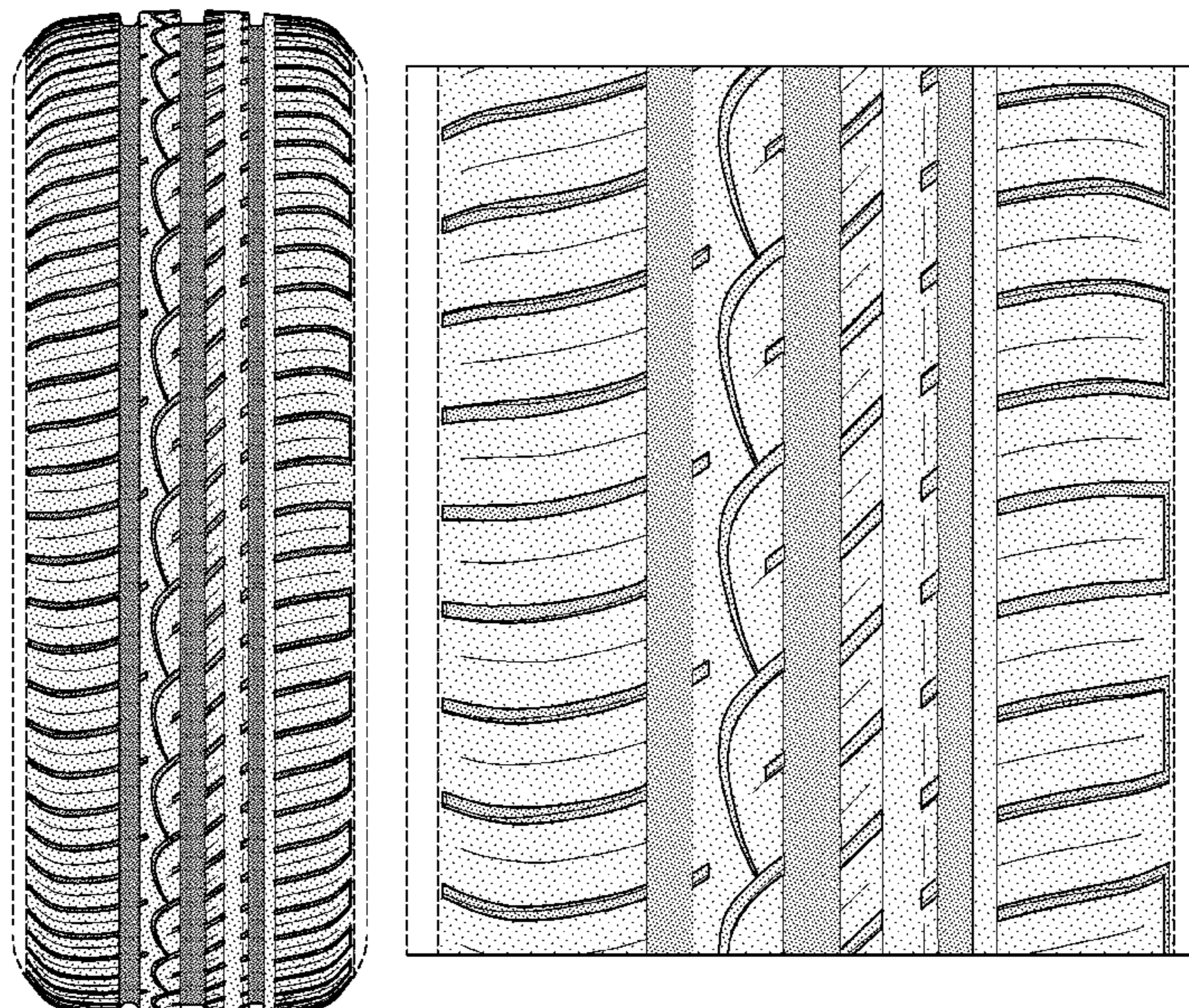
FIG. 5 is an enlarged fragmentary front elevational view thereof;

FIG. 6 is a perspective view of a second embodiment of a tire showing our new design, it being understood that the pattern repeats uniformly throughout the circumference of the tread; and,

FIG. 7 is a front elevational view of a second embodiment, it being understood that an enlarged fragmentary view thereof would be substantially identical to that shown in FIG. 5, with the exception of the inclusion of the sidewall in solid lines.

In the drawings, the broken lines showing of the sidewall, inner bead and the peripheral boundary between the tire tread and the sidewall in FIGS. 1 through 5 depict environmental subject matter and form no part of the claimed design.

1 Claim, 7 Drawing Sheets



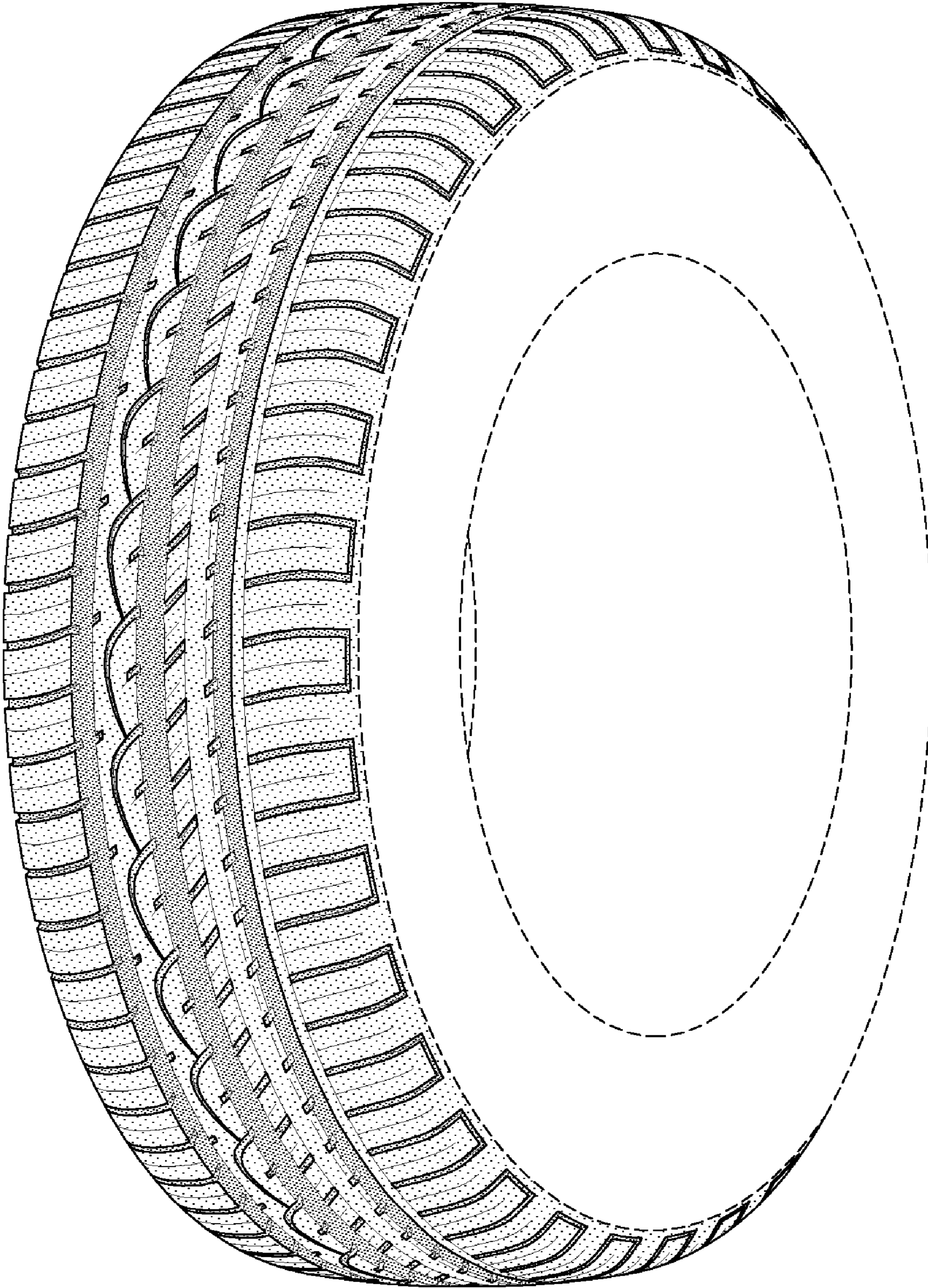


FIG-1

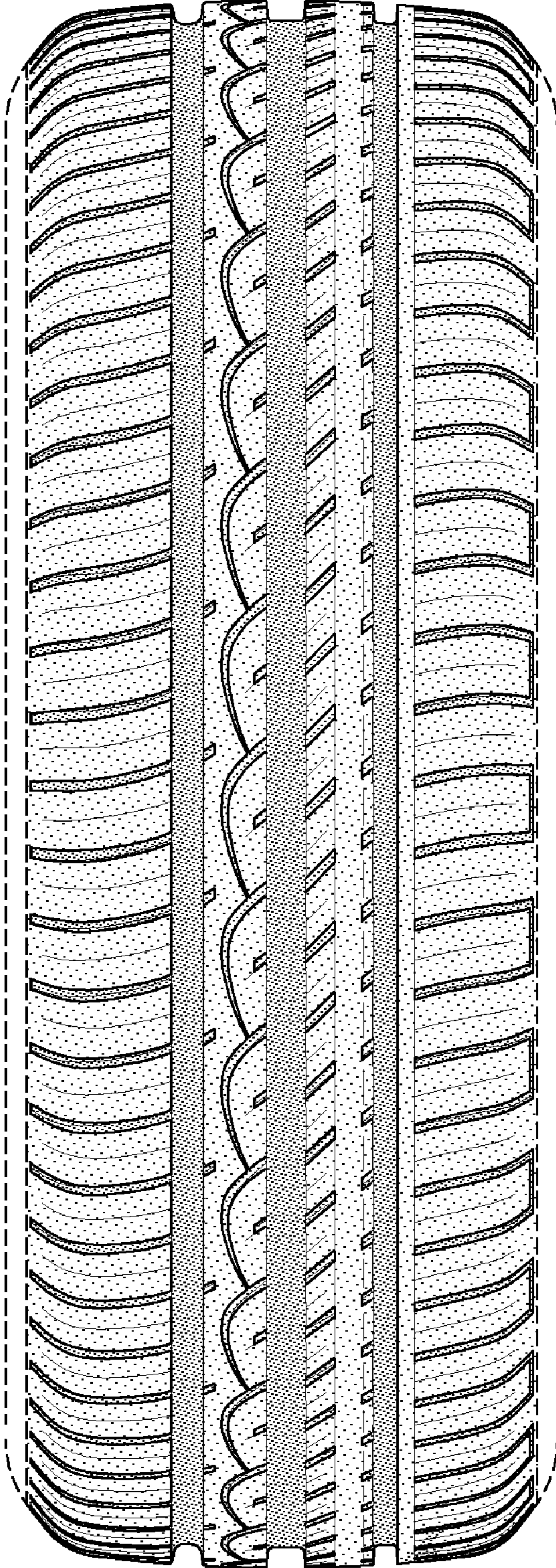


FIG-2

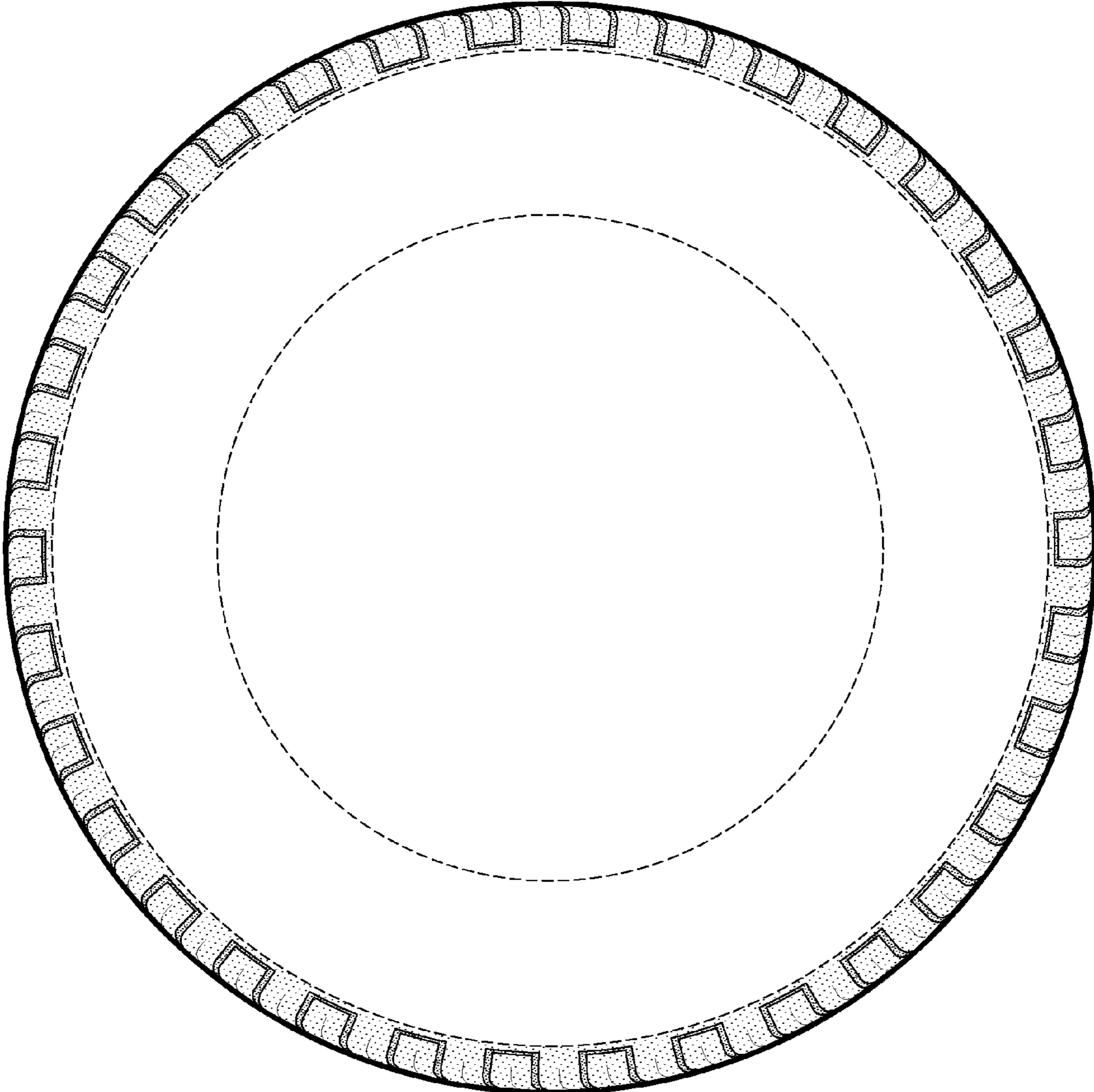


FIG-3

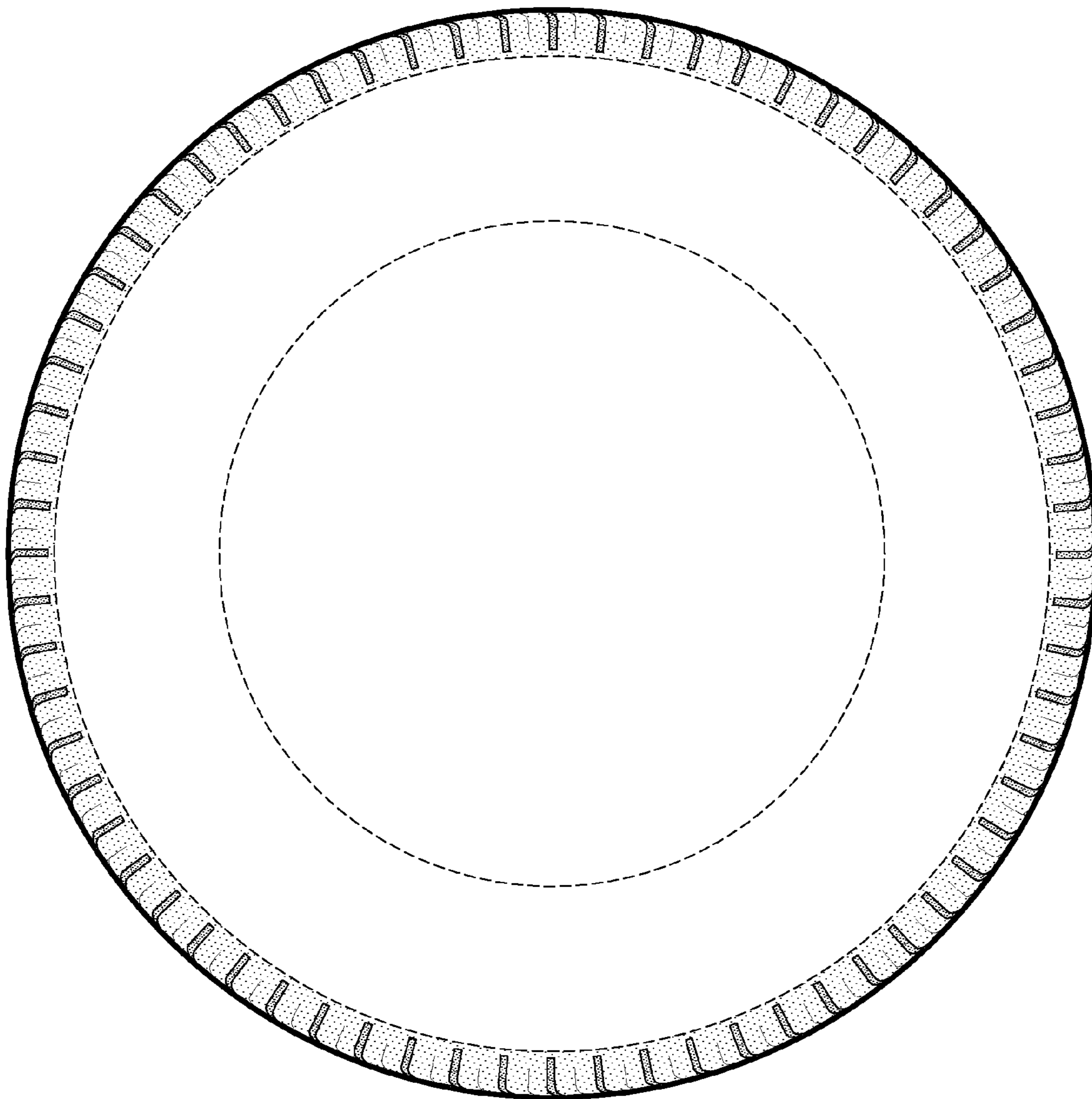


FIG-4

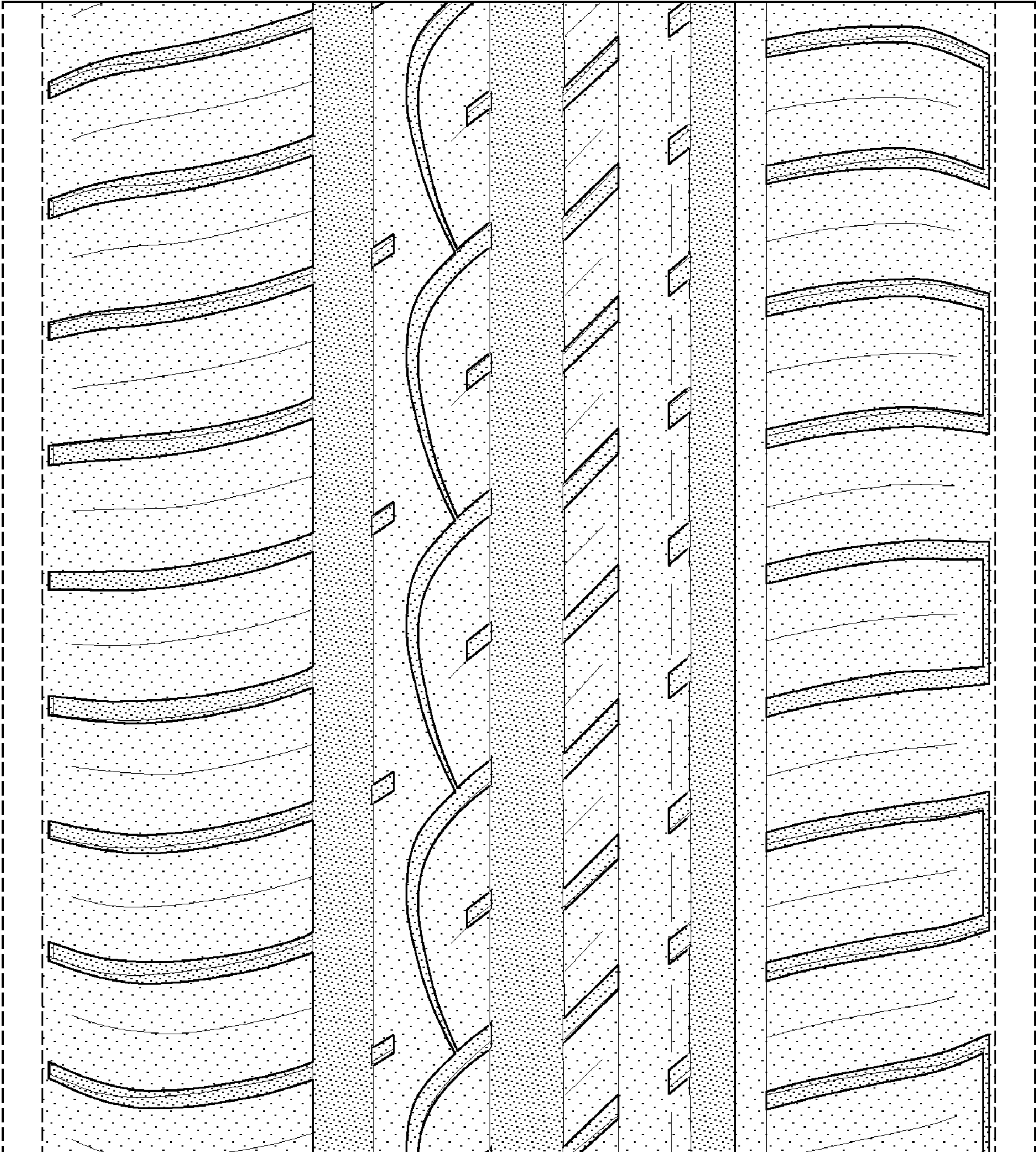


FIG-5

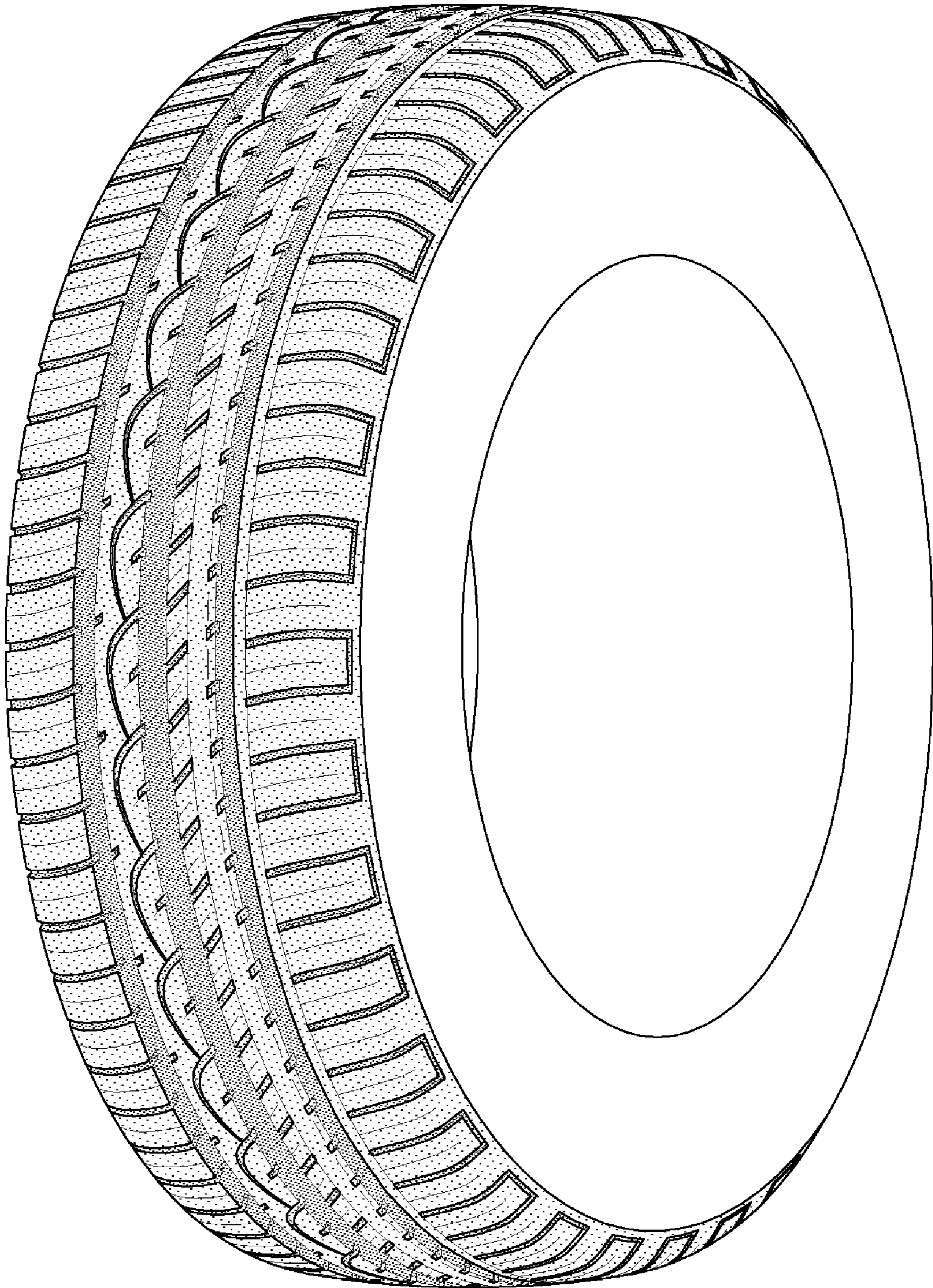


FIG-6

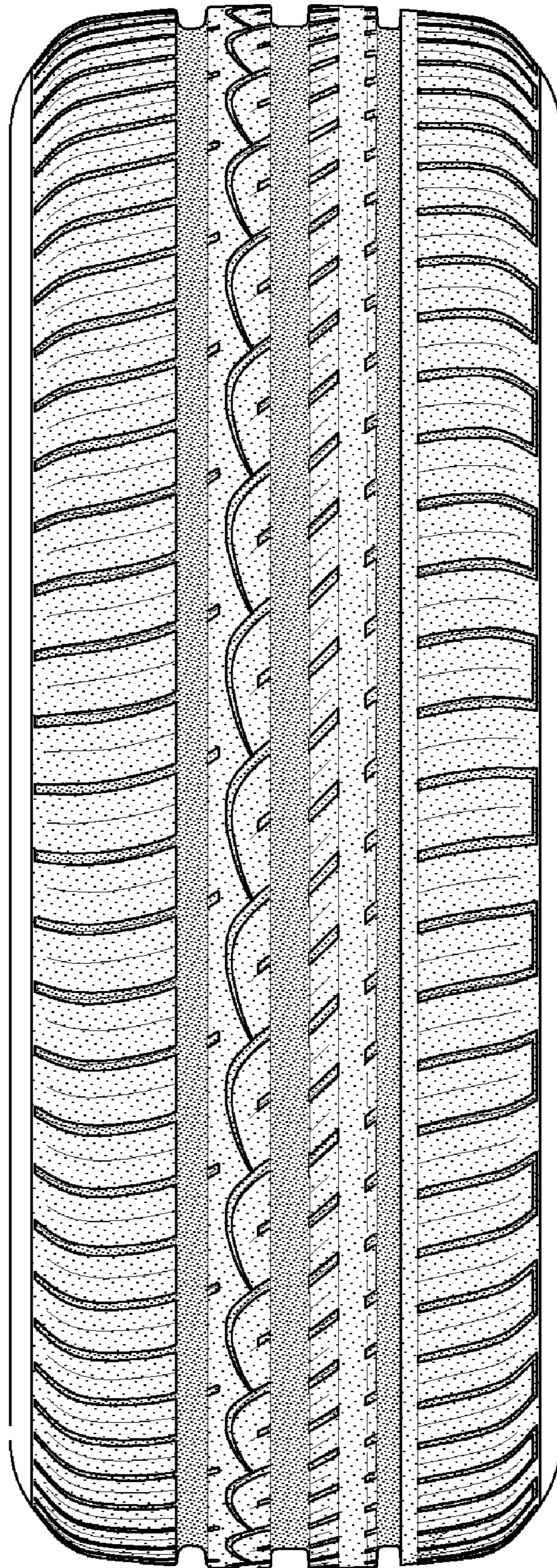


FIG-7