



US00D624848S

(12) **United States Design Patent**  
**Shimomura**

(10) **Patent No.:** **US D624,848 S**

(45) **Date of Patent:** **\*\* Oct. 5, 2010**

(54) **FENDER FOR A TRANSPORT VEHICLE**

(75) Inventor: **Takashi Shimomura**, Takatsuki (JP)

(73) Assignee: **Kubota Corporation**, Osaka (JP)

(\*\*) Term: **14 Years**

(21) Appl. No.: **29/301,566**

(22) Filed: **Mar. 6, 2008**

(30) **Foreign Application Priority Data**

Sep. 18, 2007 (JP) ..... 2007-025171

(51) **LOC (9) Cl.** ..... **12-13**

(52) **U.S. Cl.** ..... **D12/14; D12/181**

(58) **Field of Classification Search** ..... D12/87,  
D12/86, 1, 433, 15, 16, 107, 82, 88, 89, 90,  
D12/91, 92, 93, 196, 190, 400, 173, 301,  
D12/530, 98, 14; D15/30; D21/803; 180/233,  
180/908; 280/DIG. 5, 183, 184, 185, 28,  
280/37.7

See application file for complete search history.

(56) **References Cited**

**U.S. PATENT DOCUMENTS**

D482,992 S \* 12/2003 Hattori et al. .... D12/184  
D504,638 S \* 5/2005 Tanaka et al. .... D12/14  
D511,317 S \* 11/2005 Tanaka et al. .... D12/1  
D548,150 S \* 8/2007 Woodard et al. .... D12/173

D555,036 S \* 11/2007 Eck ..... D12/87  
D578,934 S \* 10/2008 Tanaka et al. .... D12/14  
D584,661 S \* 1/2009 Tanaka et al. .... D12/107  
D586,694 S \* 2/2009 Huang et al. .... D12/14  
D592,998 S \* 5/2009 Woodard et al. .... D12/14  
D604,201 S \* 11/2009 Kawaguchi et al. .... D12/14  
D606,900 S \* 12/2009 Flores ..... D12/87

\* cited by examiner

*Primary Examiner*—T. Chase Nelson

*Assistant Examiner*—Ania K Dworzecka

(74) *Attorney, Agent, or Firm*—The Webb Law Firm

(57) **CLAIM**

The ornamental design for a fender for a transport vehicle, as shown and described.

**DESCRIPTION**

FIG. 1 is a right side elevation view of the fender for a transport vehicle showing my new design;

FIG. 2 is a front side elevation view thereof;

FIG. 3 is a top plan view thereof;


FIG. 4 is a right front perspective view thereof;


FIG. 5 is a right rear perspective view thereof; and,

FIG. 6 is a partially enlarged view of the right side elevation.

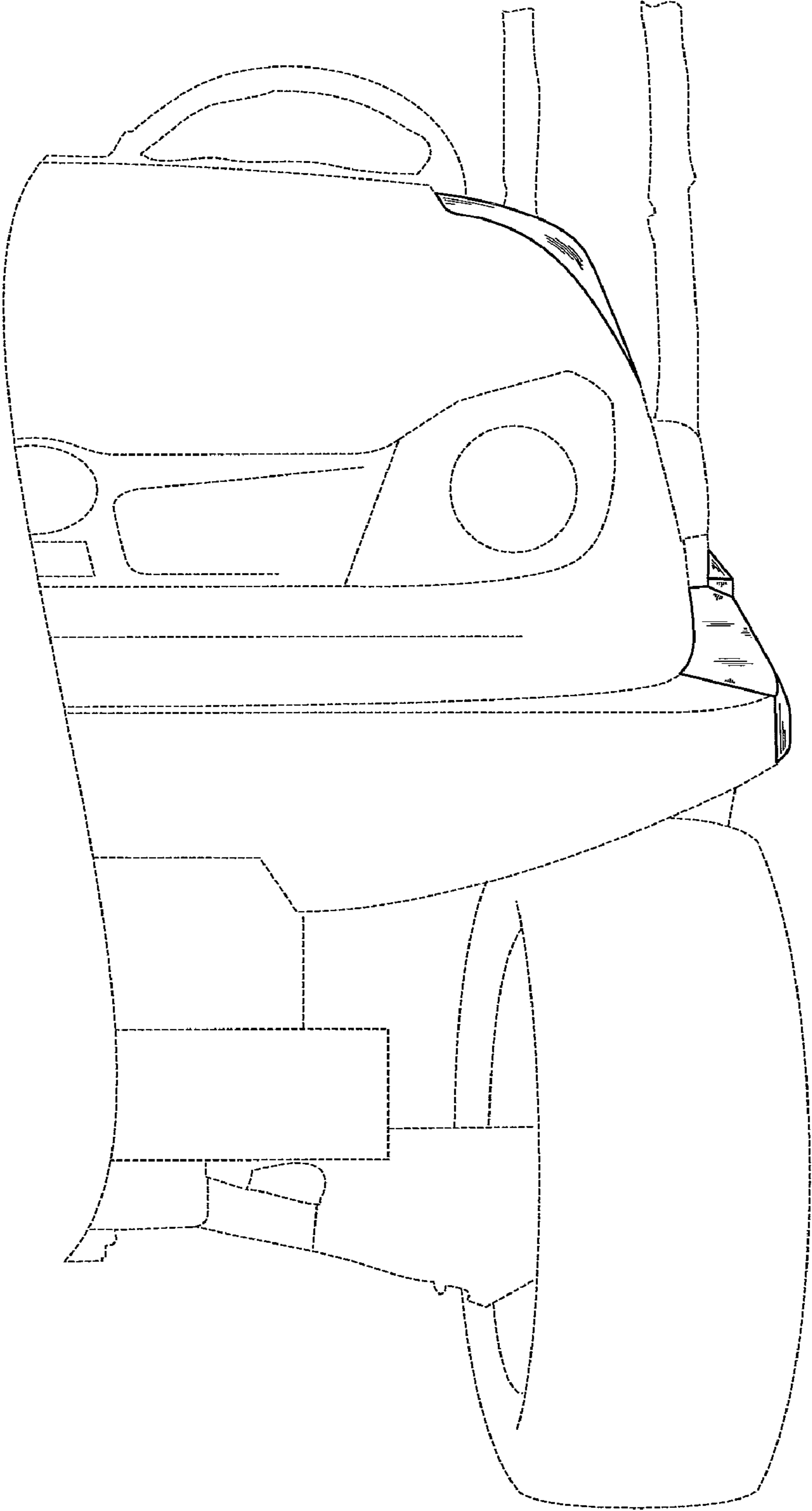
The broken lines shown in the views depict environmental subject matter only and form no part of the claimed design.

**1 Claim, 6 Drawing Sheets**






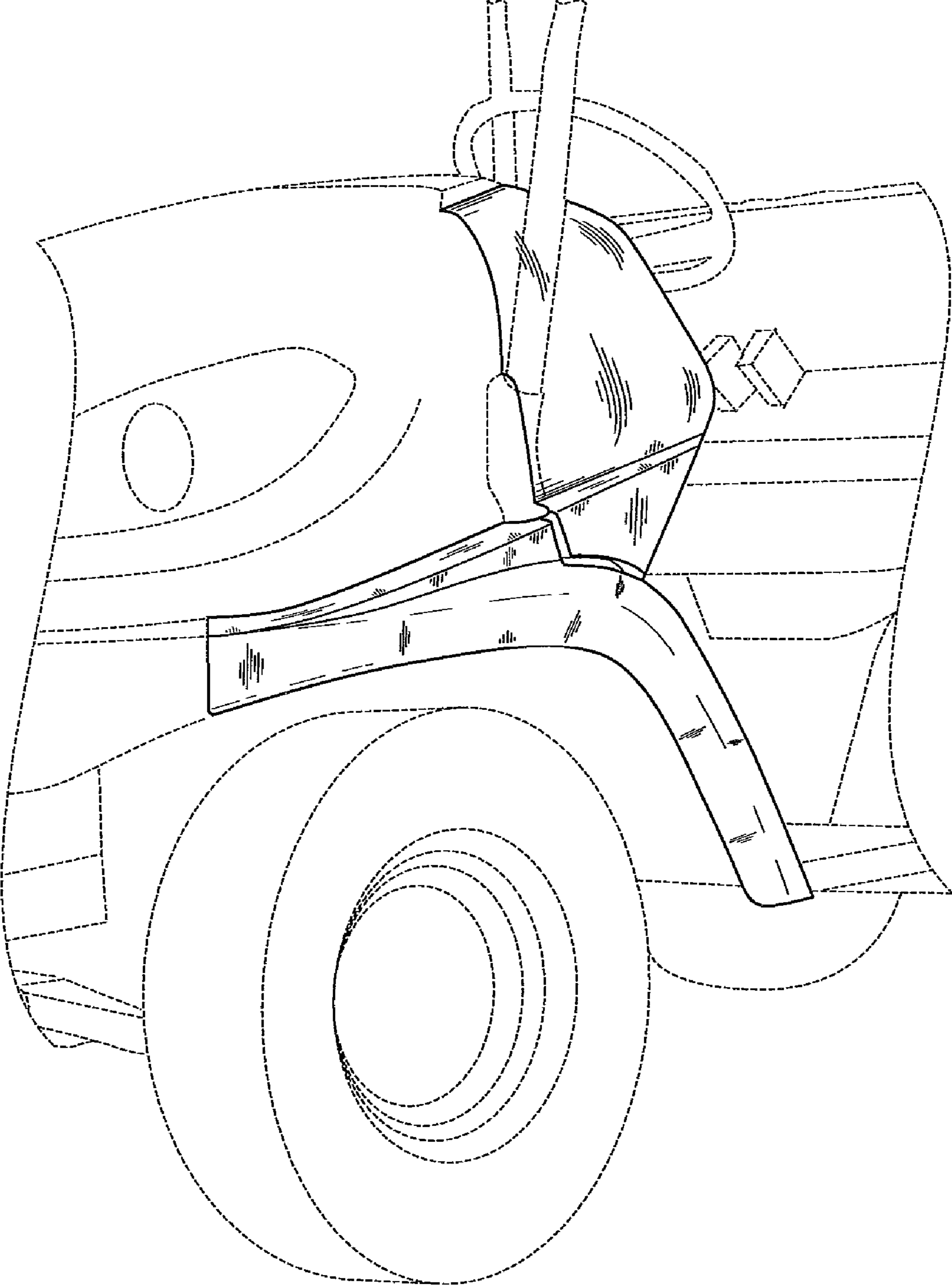
**FIG. 1**



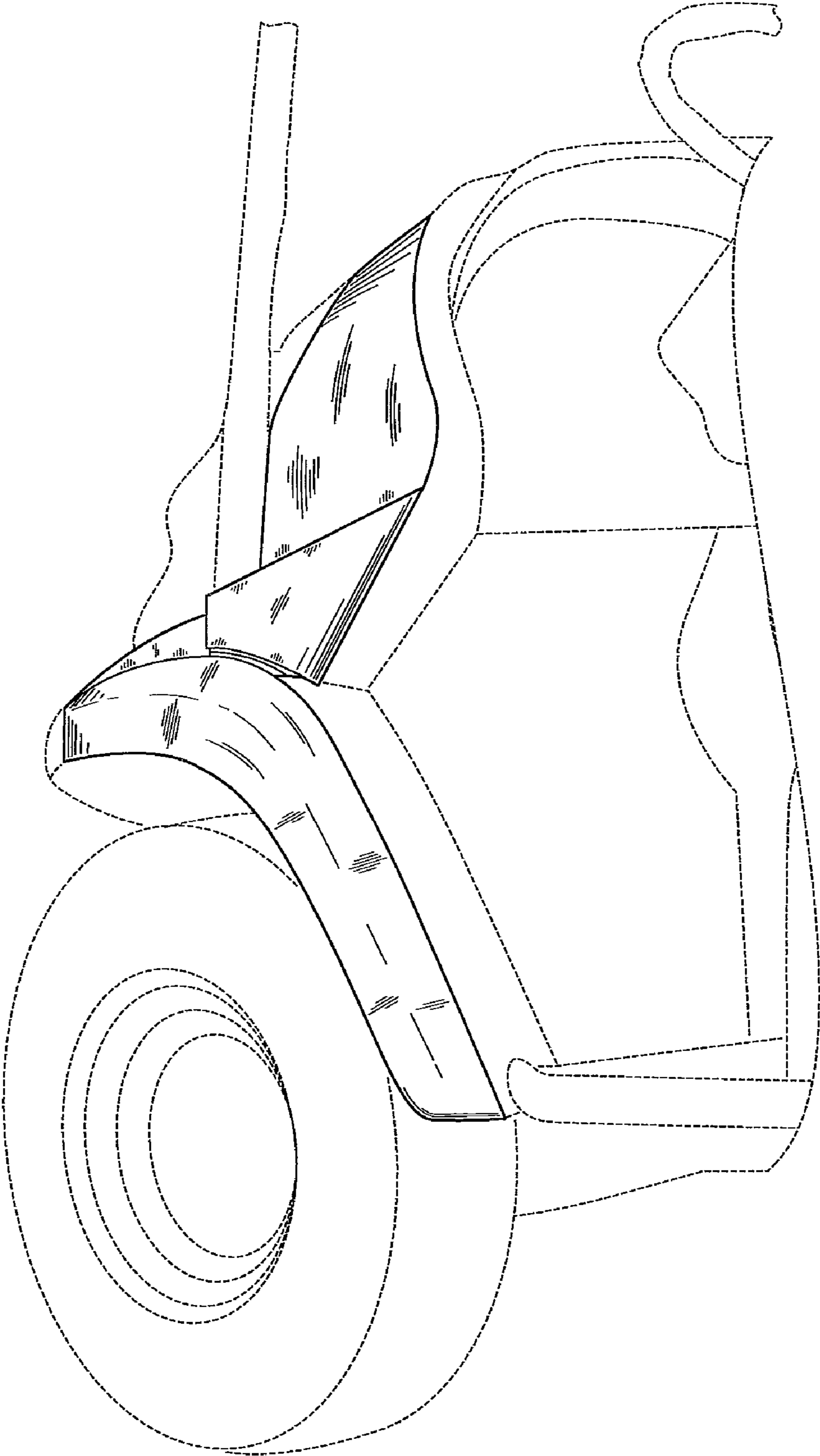
**FIG. 2**




**FIG. 3**



**FIG. 4**



**FIG. 5**



**FIG. 6**