



US00D624847S

(12) **United States Design Patent**  
**Czyzewski**

(10) **Patent No.:** **US D624,847 S**

(45) **Date of Patent:** **\*\* Oct. 5, 2010**

(54) **SEGMENTED FLAG HAVING ZIPPER AND VELCRO JOINING MEANS**

D489,291 S \* 5/2004 Barelli ..... D11/165  
7,552,696 B1 \* 6/2009 DeFord ..... 116/173  
2009/0007838 A1 \* 1/2009 Robinson ..... 116/173

(76) Inventor: **Jeff J. Czyzewski**, 8819 Torrey Pines Dr., Chesterfield, VA (US) 23832

\* cited by examiner

(\*\*) Term: **14 Years**

*Primary Examiner*—Caron Veynar

*Assistant Examiner*—Melanie Levy

(21) Appl. No.: **29/301,781**

(74) *Attorney, Agent, or Firm*—Norman B. Rainer

(22) Filed: **Mar. 17, 2008**

(57) **CLAIM**

(51) **LOC (9) Cl.** ..... **11-02**

The ornamental design for a segmented flag having zipper and Velcro joining means, as shown and described.

(52) **U.S. Cl.** ..... **D11/165**

(58) **Field of Classification Search** ..... D11/165–183;  
D20/11; 116/173–175; 40/218; D21/789;  
473/173, 176, 177; D10/109; 248/519  
See application file for complete search history.

**DESCRIPTION**

(56) **References Cited**

FIG. 1 is a front and side perspective view of a segmented flag having zipper and Velcro joining means, showing my new design in a partially opened state;

U.S. PATENT DOCUMENTS

FIG. 2 is a front view thereof;


971,319 A \* 9/1910 Sheppard ..... 40/517  
2,499,874 A \* 3/1950 Peterson ..... 116/173  
D363,446 S \* 10/1995 MacDonald ..... D10/109  
5,895,024 A \* 4/1999 Williams et al. .... 248/513  
6,032,523 A \* 3/2000 Smith ..... 73/170.07  
6,584,928 B2 \* 7/2003 Kinahan ..... 116/174


FIG. 3 is a rear view thereof shown in a closed state;

FIG. 4 is a front view thereof in a closed state; and,

FIG. 5 is an enlarged fragmentary side view thereof taken in the direction of the arrows upon the line 5—5 of FIG. 4.

**1 Claim, 3 Drawing Sheets**





**FIG. 1**

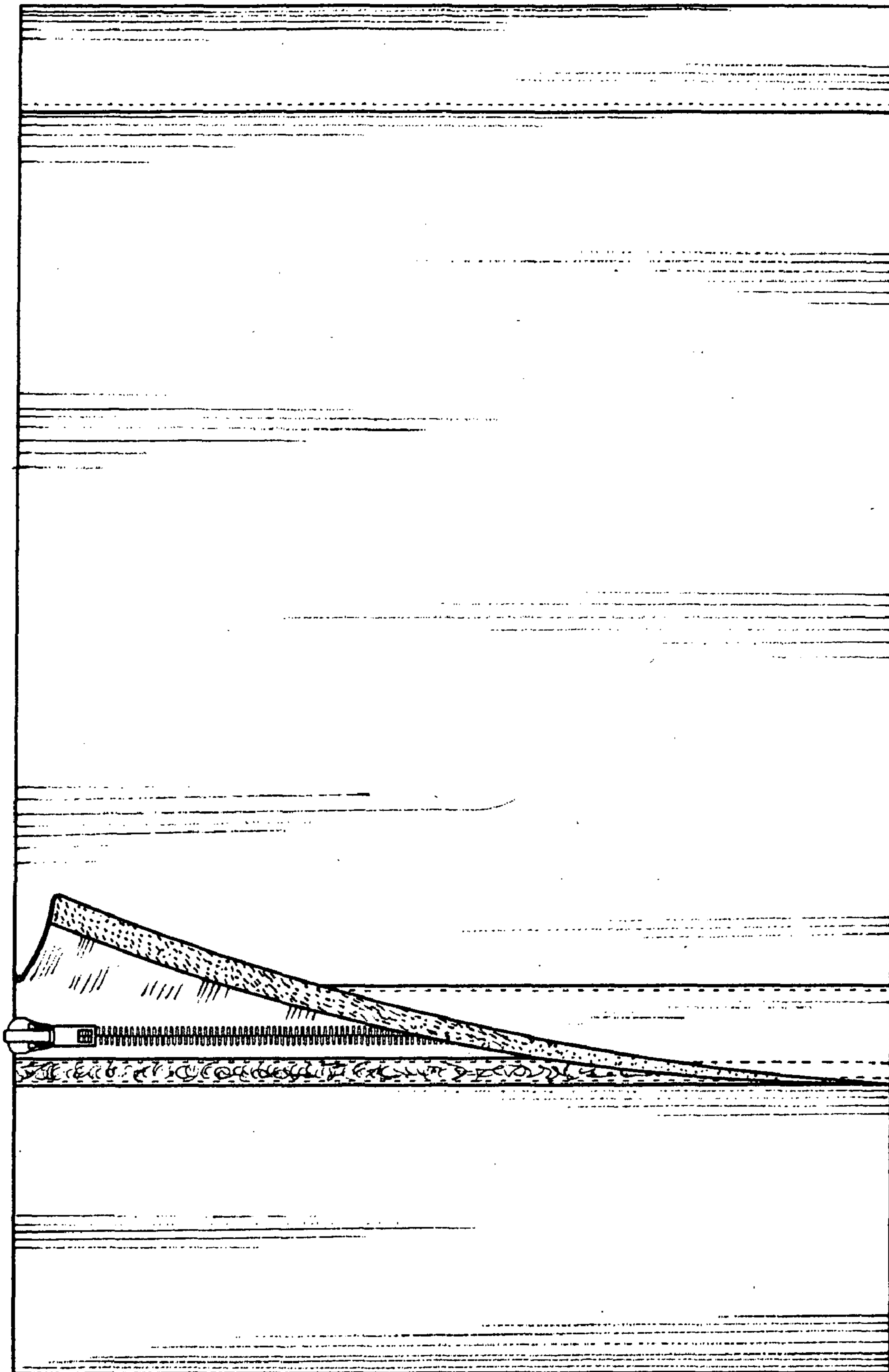


FIG. 2




FIG. 3



FIG. 4



FIG. 5