

US00D624841S

(12) **United States Design Patent**  
**Murray**

(10) **Patent No.:** **US D624,841 S**

(45) **Date of Patent:** **\*\* Oct. 5, 2010**

(54) **BRACELET**

(75) Inventor: **Rowena Murray**, Gortahork (IE)

(73) Assignee: **Van Cleef & Arpels**, Villars Sur Glane (CH)

(\*\*) Term: **14 Years**

(21) Appl. No.: **29/347,109**

(22) Filed: **Sep. 23, 2009**

(30) **Foreign Application Priority Data**

Mar. 24, 2009 (WO) ..... DM/071 706

(51) **LOC (9) Cl.** ..... **11-01**

(52) **U.S. Cl.** ..... **D11/3; D11/83**

(58) **Field of Classification Search** ..... D11/1-26,  
D11/43, 44, 45, 53, 54, 55, 56, 57, 58, 79,  
D11/92, 83, 84, 86, 87, 100, 101; 63/13,  
63/13.1, 3, 3.1, 4, 21, 22, 23

See application file for complete search history.

(56) **References Cited**

**U.S. PATENT DOCUMENTS**

|              |         |          |       |        |
|--------------|---------|----------|-------|--------|
| D118,378 S * | 1/1940  | Mann     | ..... | D11/8  |
| D150,566 S * | 8/1948  | Grefe    | ..... | D11/8  |
| D165,203 S * | 11/1951 | Wirklich | ..... | D11/53 |
| D174,278 S * | 3/1955  | Adolph   | ..... | D11/83 |
| D260,086 S * | 8/1981  | Lambert  | ..... | D11/8  |
| D391,189 S * | 2/1998  | Koumi    | ..... | D11/83 |

|              |         |             |       |        |
|--------------|---------|-------------|-------|--------|
| D392,207 S * | 3/1998  | Koumi       | ..... | D11/83 |
| D509,756 S * | 9/2005  | Ikeuchi     | ..... | D10/32 |
| D525,558 S * | 7/2006  | Dumas       | ..... | D11/81 |
| D579,814 S * | 11/2008 | Mouquet     | ..... | D11/79 |
| D585,780 S * | 2/2009  | Miloradovic | ..... | D11/3  |

\* cited by examiner

*Primary Examiner*—Cathron C Brooks

*Assistant Examiner*—Melanie Levy

(74) *Attorney, Agent, or Firm*—The Nath Law Group; Derek Richmond; Jiaxiao Zhang

(57) **CLAIM**

The ornamental design for a bracelet, as shown and described.

**DESCRIPTION**

FIG. 1 is a front view of a bracelet;

FIG. 2 is a back view of the bracelet of FIG. 1;

FIG. 3 is an enlarged left side view of the bracelet of FIG. 1;

FIG. 4 is an enlarged right side view of the bracelet of FIG. 1;


FIG. 5 is a bottom view of the bracelet of FIG. 1;

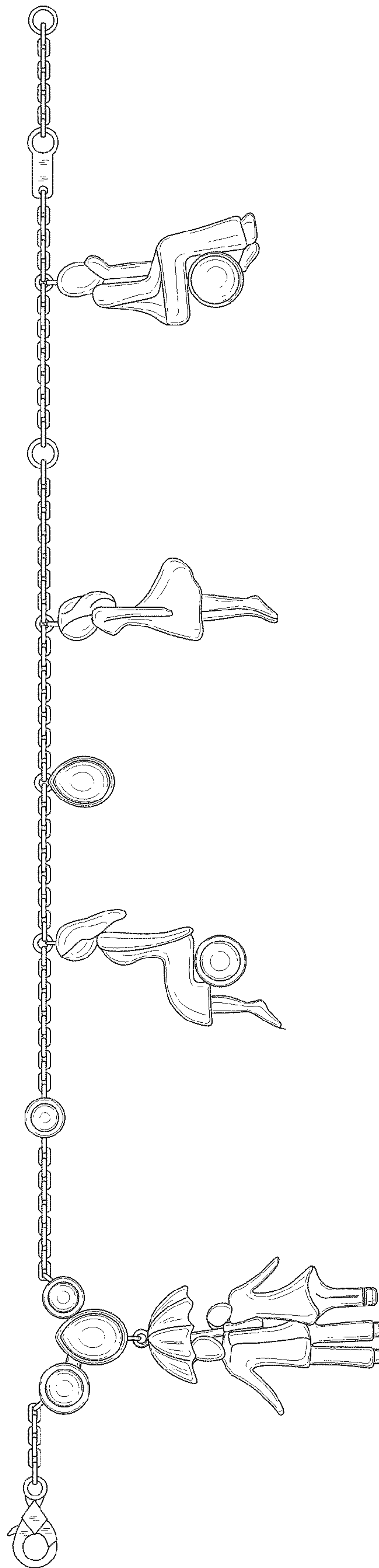
FIG. 6 is a top view of the bracelet of FIG. 1;

FIG. 7 is a front view of a first charm of the bracelet, shown separately from the bracelet for completeness of illustration; and,

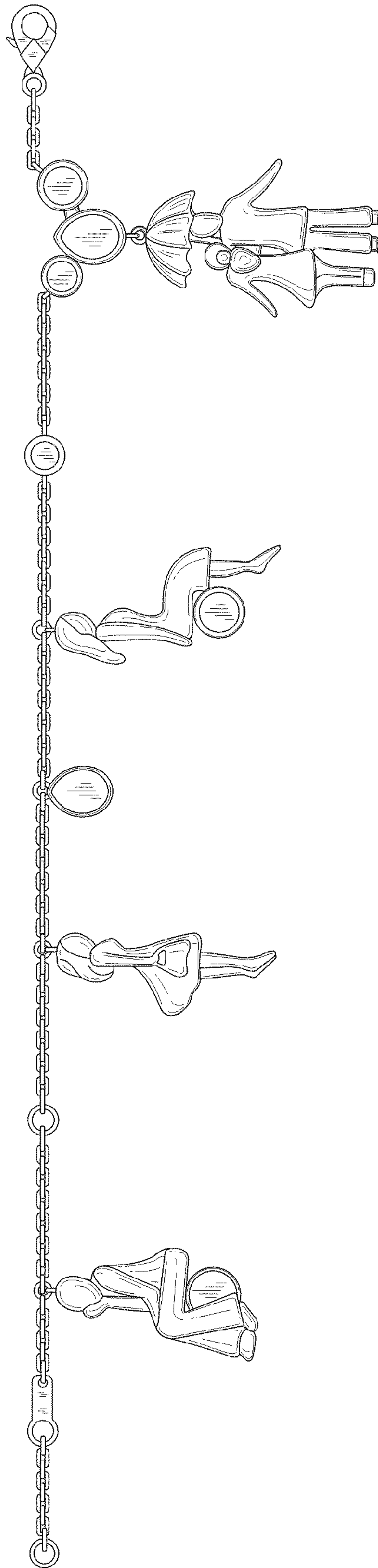
FIG. 8 is a back view of the first charm of the bracelet, shown separately from the bracelet for completeness of illustration.

**1 Claim, 7 Drawing Sheets**





**FIG. 1**



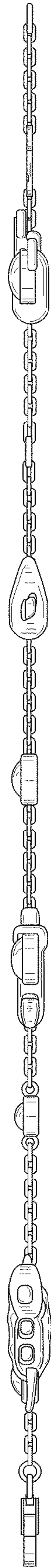
**FIG. 2**



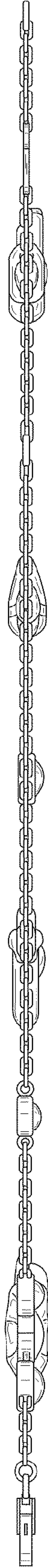
**FIG. 4**



**FIG. 3**




**FIG. 5**




**FIG. 6**





**FIG. 7**



**FIG. 8**