



US00D624839S

(12) **United States Design Patent**
Bas

(10) **Patent No.:** **US D624,839 S**
(45) **Date of Patent:** **** Oct. 5, 2010**

(54) **FRUIT SCALE**

(75) Inventor: **Paul Georges Arnold Karel Bas,**
Eindhoven (NL)

(73) Assignee: **Koninklijke Philips Electronics N.V.,**
Eindhoven (NL)

(**) Term: **14 Years**

(21) Appl. No.: **29/338,635**

(22) Filed: **Jun. 16, 2009**

(30) **Foreign Application Priority Data**

Dec. 16, 2008 (EM) 001058127-0001

(51) **LOC (9) Cl.** **10-04**

(52) **U.S. Cl.** **D10/94**

(58) **Field of Classification Search** D7/554.2,
D7/554.3, 587, 566; D9/431, 432; D10/87-92,
D10/94, 95; 22/23.83, 657, 654, 771, 904;
177/238-243, 262-263, 256, 177, 253, DIG. 3,
177/264; 220/574, 912

See application file for complete search history.

(56) **References Cited**

U.S. PATENT DOCUMENTS

184,814 A * 11/1876 Adam 220/574

D225,430 S * 12/1972 Gulotta D7/586
D312,422 S * 11/1990 Stephens D10/92
5,934,472 A * 8/1999 Ramirez et al. 220/574
D600,075 S * 9/2009 Scherer D7/566
D610,410 S * 2/2010 Haas D7/587

* cited by examiner

Primary Examiner—Antoine D Davis

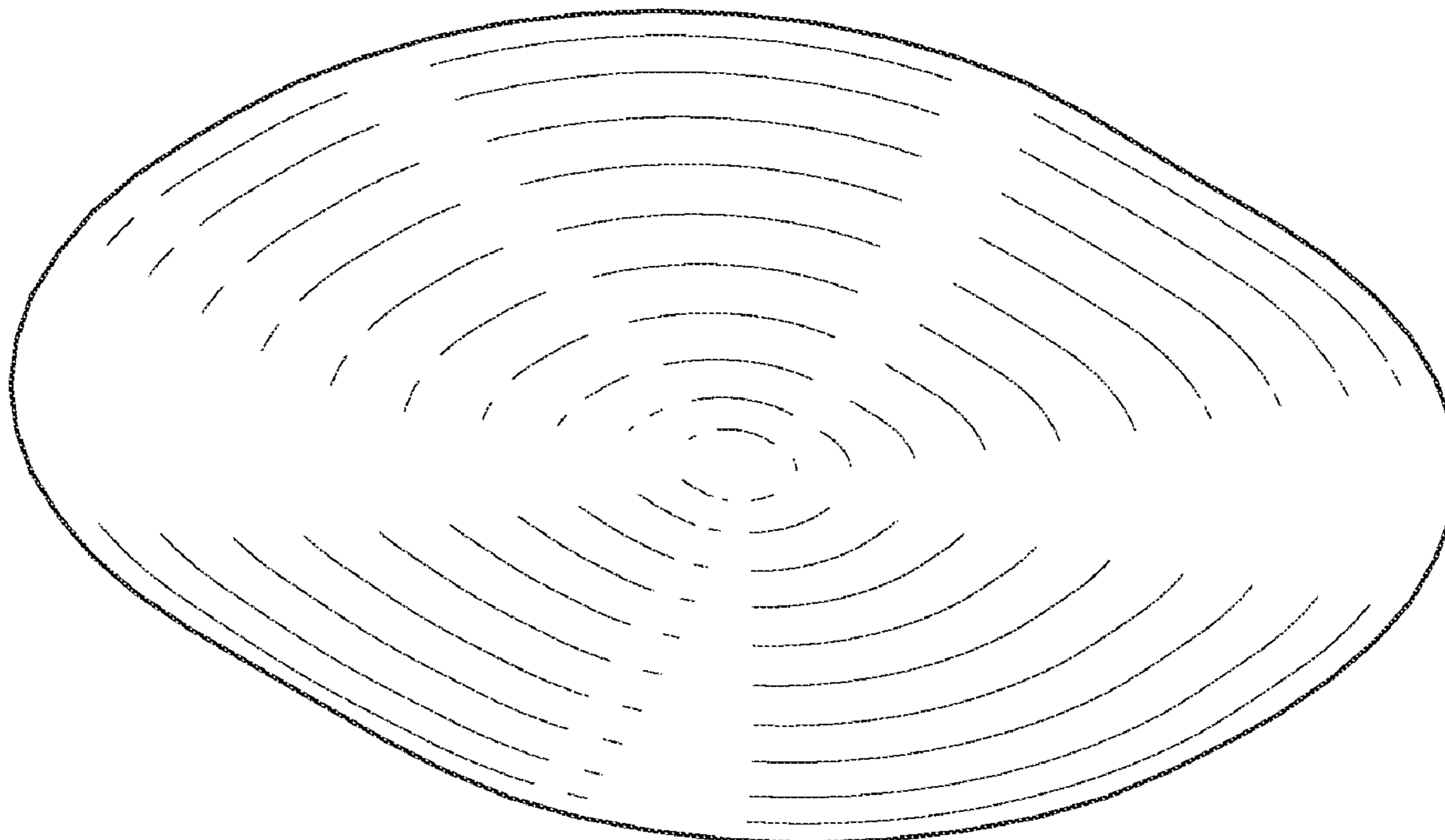
(57) **CLAIM**

The ornamental design for a fruit scale, as shown.

DESCRIPTION

FIG. 1 is a perspective view showing my design;
FIG. 2 is a front elevational view thereof;
FIG. 3 is a rear elevational view thereof;
FIG. 4 is a right side elevational view thereof;
FIG. 5 is a left side elevational view thereof;
FIG. 6 is a top plan view thereof; and,
FIG. 7 is a bottom plan view thereof.

1 Claim, 4 Drawing Sheets



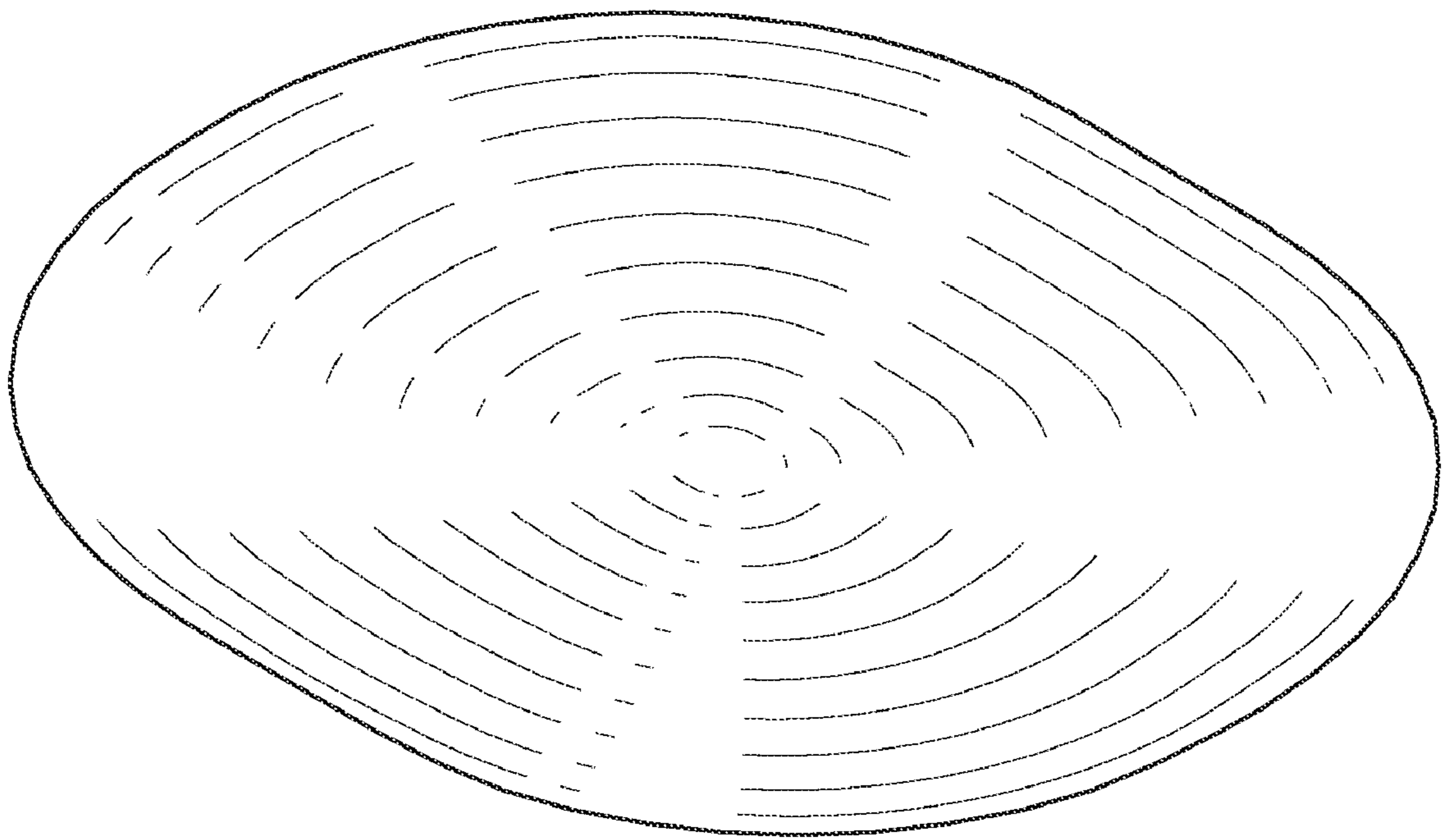


FIG. 1




FIG. 2




FIG. 3




FIG. 4




FIG. 5

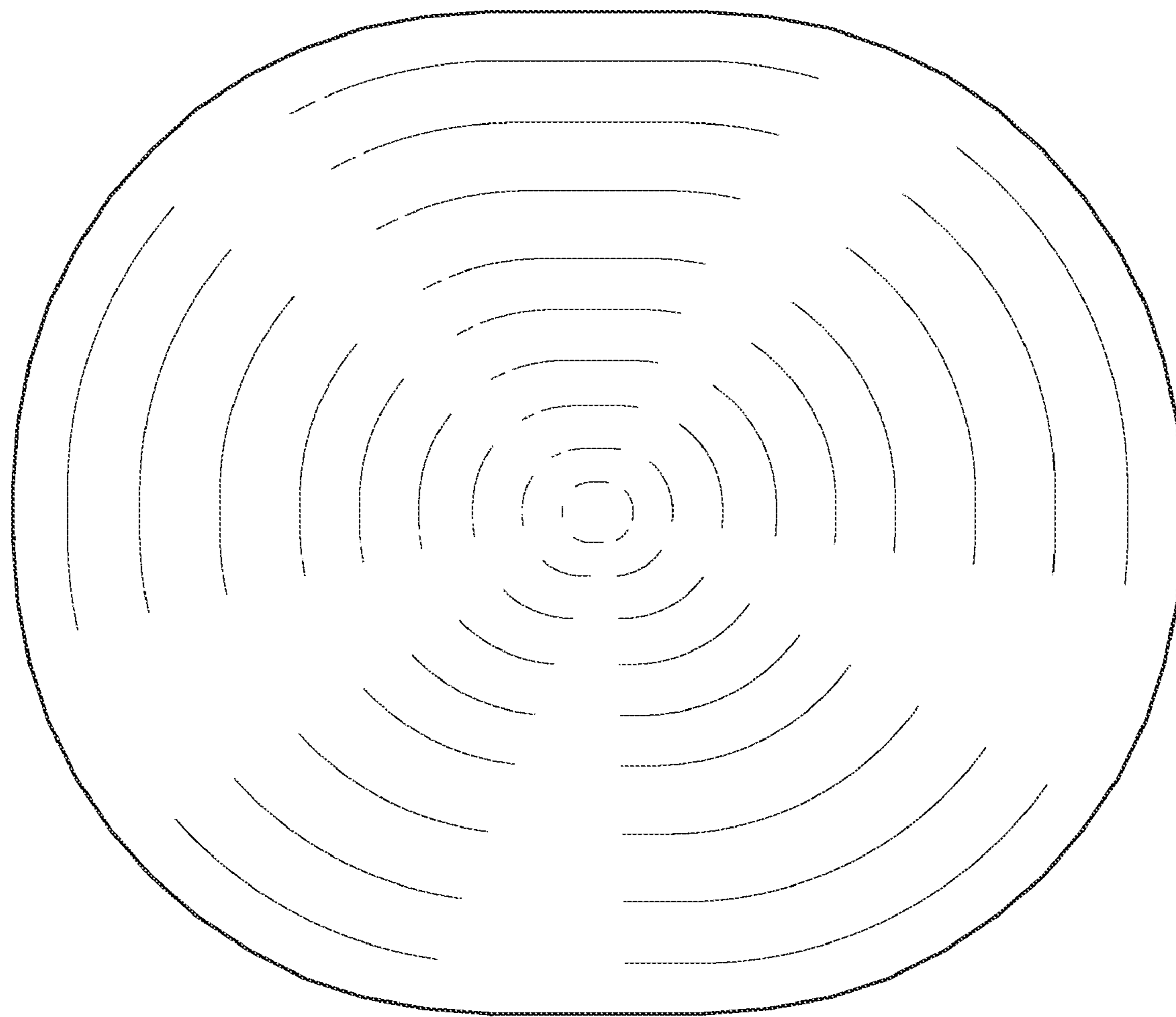


FIG.6

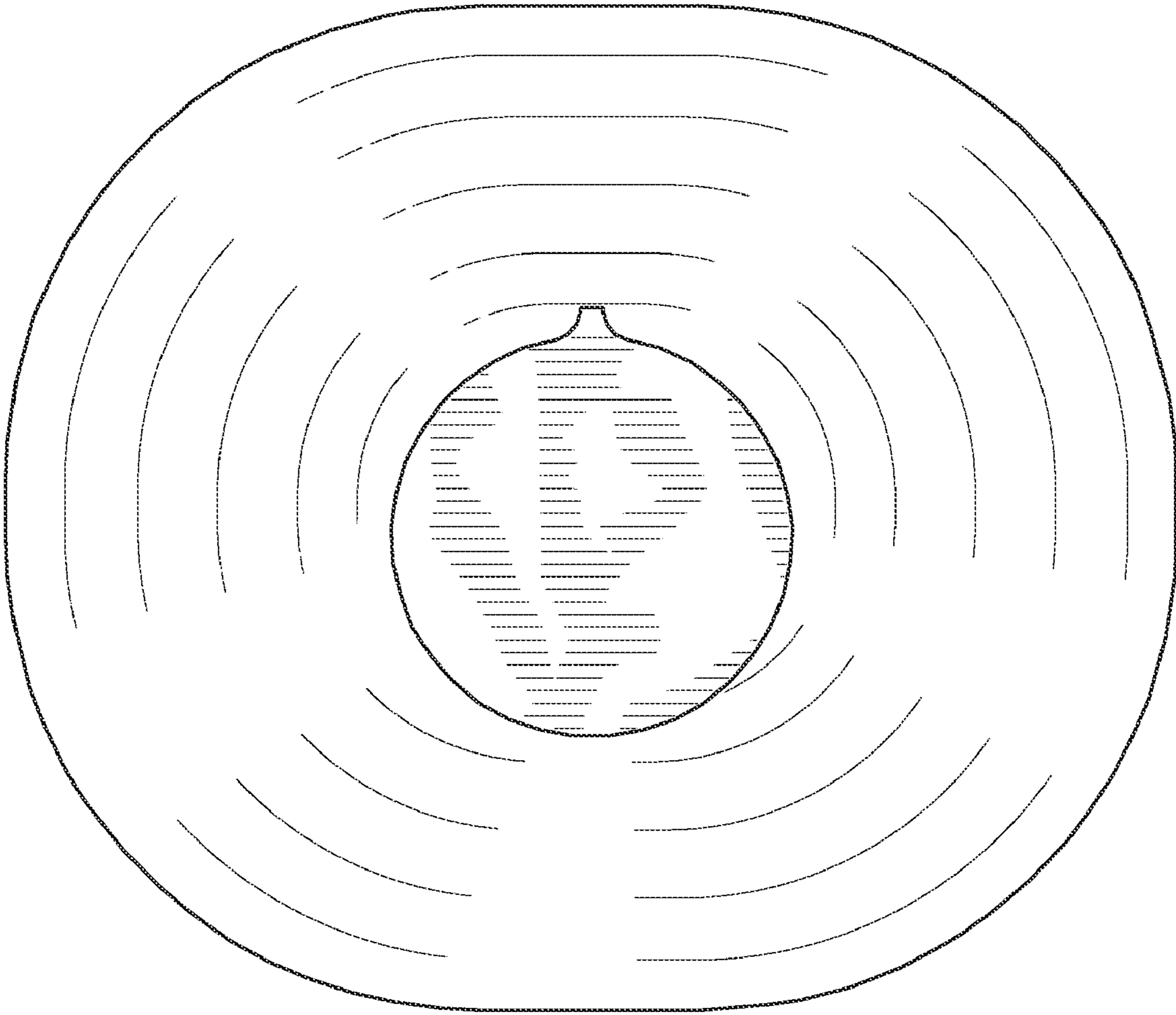


FIG.7