



US00D624815S

(12) **United States Design Patent**  
**Hansen et al.**

(10) **Patent No.:** **US D624,815 S**  
(45) **Date of Patent:** **\*\* Oct. 5, 2010**

(54) **RECLOSABLE PACKAGE**

(75) Inventors: **Victor D. Hansen**, Rockford, MI (US);  
**Kristie L. Vos**, Marne, MI (US); **George E. Raimer**, Saranac, MI (US); **Brian J. Pankratz**, Rockford, MI (US); **Michael J. Cramblet**, Muskegon, MI (US); **Lynn L. Hitchcock**, Kentwood, MI (US); **Elliott R. Eckert**, East Grant Rapids, MI (US)

(73) Assignee: **Display Pack, Inc.**, Grand Rapids, MI (US)

(\*\*) Term: **14 Years**

(21) Appl. No.: **29/351,387**

(22) Filed: **Dec. 4, 2009**

(51) **LOC (9) Cl.** ..... **09-03**

(52) **U.S. Cl.** ..... **D9/420**

(58) **Field of Classification Search** ..... D9/414,  
D9/415, 420, 422, 423, 424, 425, 426, 429;  
D7/538, 391; 206/508, 520; 220/839, 835,  
220/792, 4.23, 4.22

See application file for complete search history.

(56) **References Cited**

**U.S. PATENT DOCUMENTS**

D263,684 S *	4/1982	Davis	.....	D9/426
D376,314 S *	12/1996	Krupa	.....	D9/425
D407,015 S *	3/1999	Jones	.....	D9/426
D411,448 S *	6/1999	Baker	.....	D9/415
D420,905 S *	2/2000	Adkins	.....	D9/415
D448,288 S *	9/2001	Zettle et al.	.....	D9/425

D479,127 S *	9/2003	Jowett	.....	D9/425
D531,028 S *	10/2006	Weiss et al.	.....	D9/435
D534,421 S *	1/2007	Tanner	.....	D9/420
D553,489 S *	10/2007	Lambert et al.	.....	D9/420
D600,113 S *	9/2009	Edwards et al.	.....	D9/425
D601,014 S *	9/2009	Petitjean	.....	D9/426
2008/0118609 A1 *	5/2008	Harlfinger	.....	426/106

\* cited by examiner

*Primary Examiner*—Daniel D Bui

*Assistant Examiner*—Thomas J Johannes

(74) *Attorney, Agent, or Firm*—Warner Norcross & Judd LLP

(57) **CLAIM**

The ornamental design for a reclosable package, as shown and described.

**DESCRIPTION**

FIG. 1 is a front elevation view of a reclosable package, showing our new design;

FIG. 2 is a rear elevation view thereof;

FIG. 3 is a left side elevation view thereof;

FIG. 4 is a right side elevation view thereof;

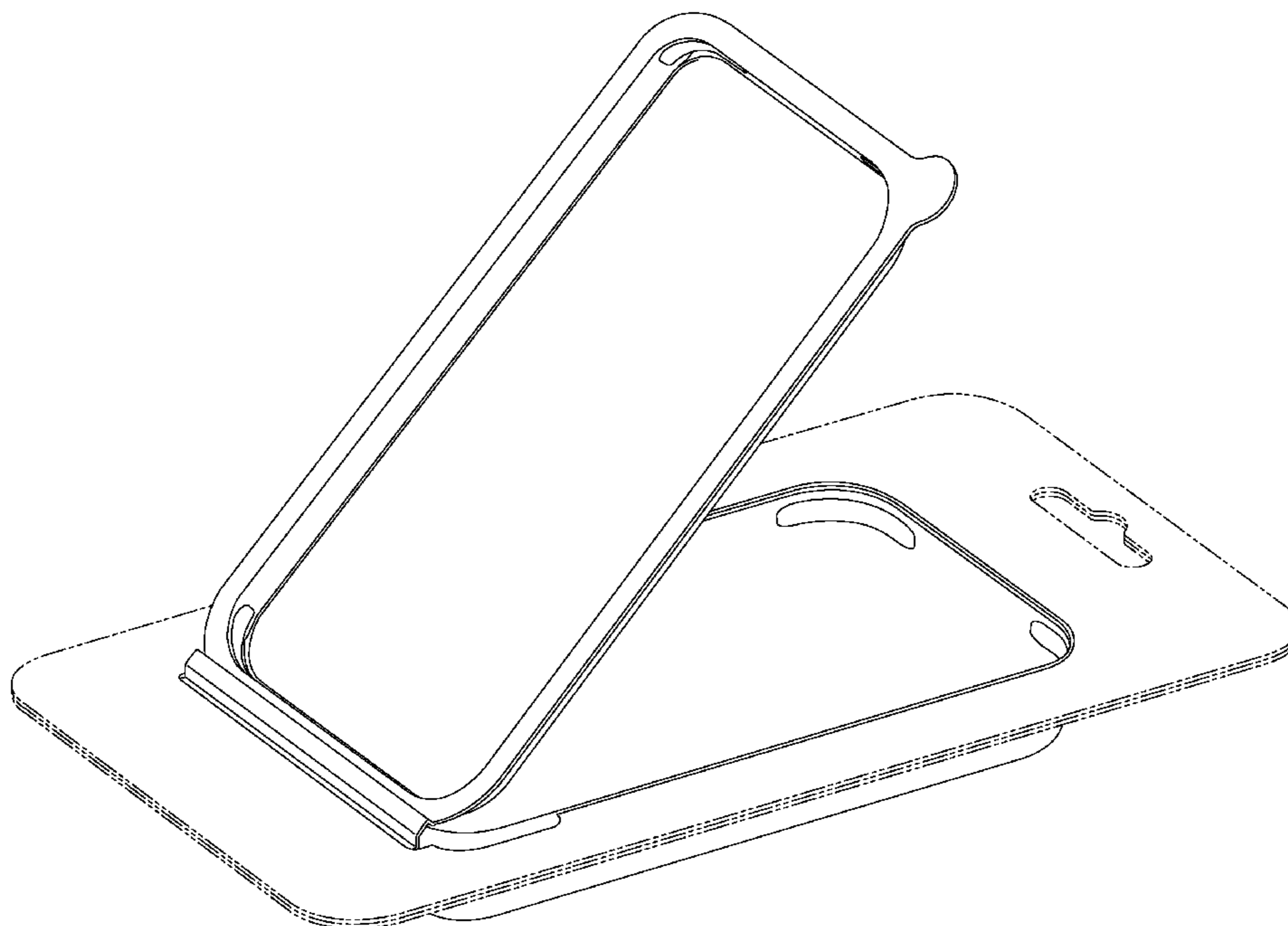
FIG. 5 is a top plan view thereof;

FIG. 6 is a bottom plan view thereof; and,

FIG. 7 is a bottom, rear perspective view thereof with a blister door pivoted about a hinge into an open position.

The broken line portion of the figure drawings is included to show unclaimed subject matter only and forms no part of the claimed design.

**1 Claim, 3 Drawing Sheets**






Fig. 1

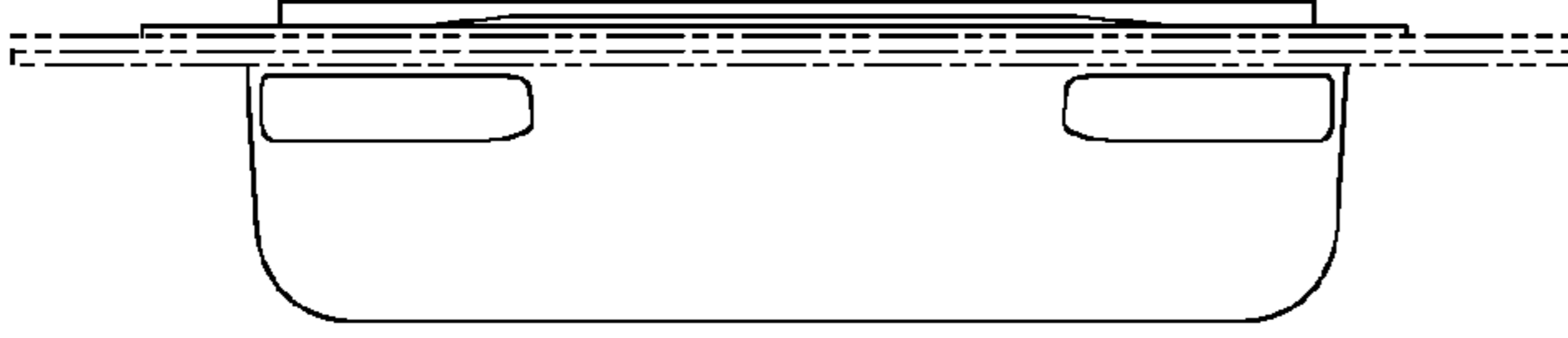


Fig. 5




Fig. 3




Fig. 2

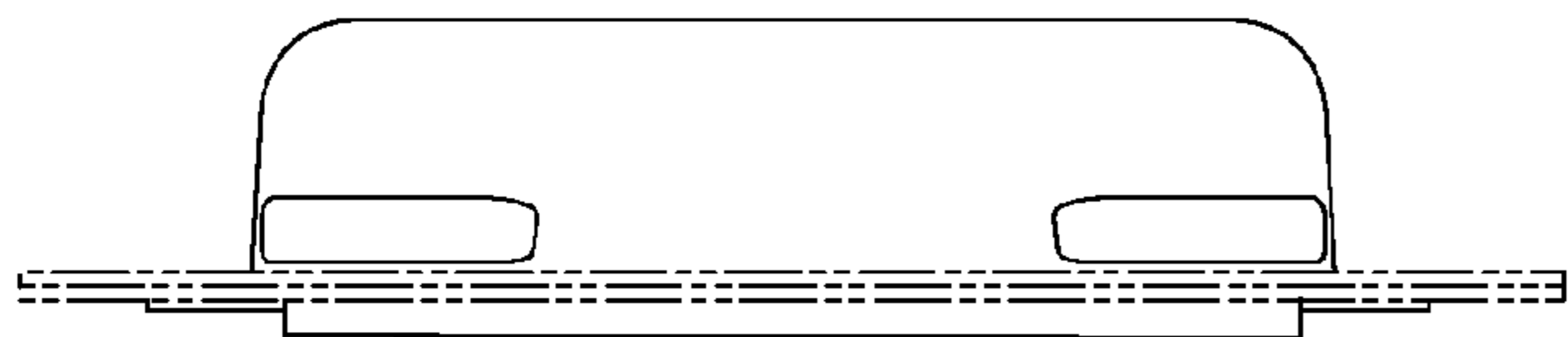


Fig. 6

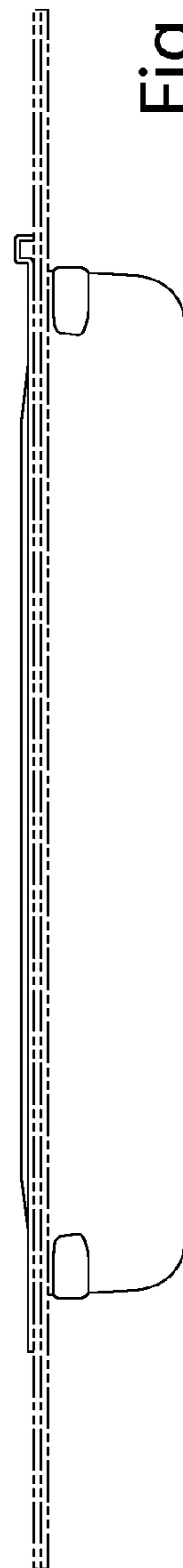


Fig. 4

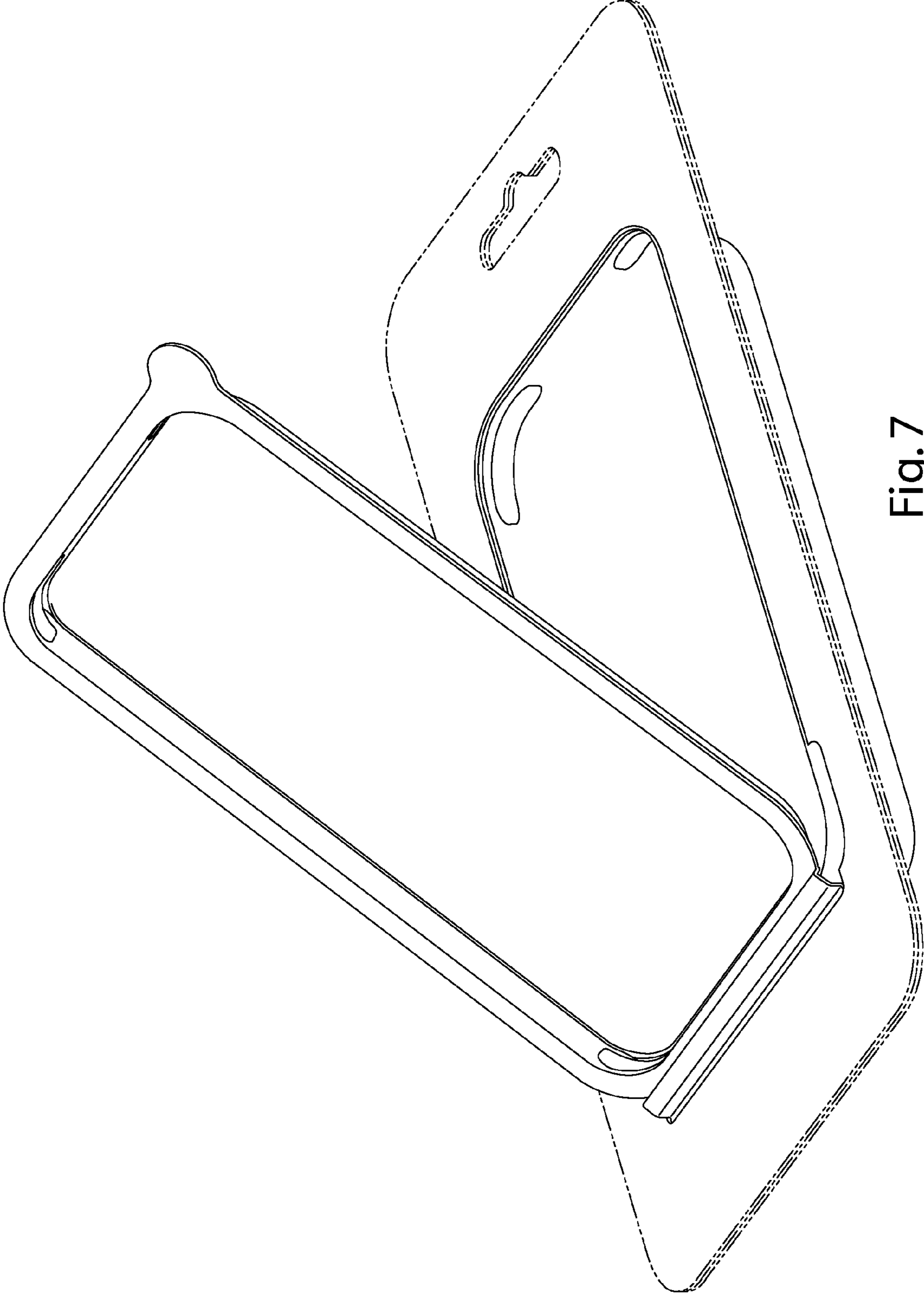


Fig. 7