



US00D624812S

(12) **United States Design Patent**
Lavelle

(10) **Patent No.:** **US D624,812 S**
(45) **Date of Patent:** **** *Oct. 5, 2010**

(54) **CORNER PROTECTOR**

(76) Inventor: **Richard M. Lavelle**, 2662 Ravenwood Ct., Wexford, PA (US) 15090

4,072,231 A 2/1978 Helms
D249,314 S 9/1978 Wilde et al.
D253,506 S 11/1979 Vigue
D260,590 S 9/1981 Hobson

(*) Notice: This patent is subject to a terminal disclaimer.

(Continued)

(**) Term: **14 Years**

FOREIGN PATENT DOCUMENTS

(21) Appl. No.: **29/339,874**

EP 0143299 6/1985

(22) Filed: **Jul. 9, 2009**

(Continued)

(51) **LOC (9) Cl.** **08-09**

(52) **U.S. Cl.** **D8/403**

(58) **Field of Classification Search** D8/400-499;
D25/199; D24/227, 229; 54/24, 26; 428/99,
428/199; 229/199; 206/453, 586, 557-567
See application file for complete search history.

OTHER PUBLICATIONS

Hmark, UnderGuard Tray Corners, 2006, p. 19, US.

Primary Examiner—Cathron C Brooks

Assistant Examiner—Barbara Fox

(74) *Attorney, Agent, or Firm*—Trego, Hines & Ladenheim, PLLC

(56) **References Cited**

(57) **CLAIM**

U.S. PATENT DOCUMENTS

I claim the ornamental design for a corner protector, as shown and described.

- 1,320,205 A 10/1919 Cochrane
- 1,546,680 A 7/1925 Sessions
- 2,080,630 A 5/1937 Nathanson
- 3,030,728 A 4/1961 Wesman
- D191,133 S * 8/1961 Marx D32/73
- 2,995,863 A * 8/1961 Bright 248/345.1
- 3,137,087 A 6/1964 Shroyer
- D220,166 S * 3/1971 Griffith D8/380
- 3,655,113 A * 4/1972 Carroll 206/586
- 3,725,188 A 4/1973 Kalt
- 3,762,626 A 10/1973 Dorsey
- 3,822,036 A 7/1974 Goodsite
- 3,843,038 A 10/1974 Sax
- 3,870,152 A 3/1975 Kaplan
- 3,955,677 A 5/1976 Collingwood
- 3,960,354 A 6/1976 Simikoski
- 3,975,564 A 8/1976 Jones
- 3,994,433 A 11/1976 Jenkins et al.

DESCRIPTION

FIG. 1 is a perspective view of a corner protector, showing my design;

FIG. 2 is a top view of the corner protector of FIG. 1;

FIG. 3 is a bottom view of the corner protector of FIG. 1;

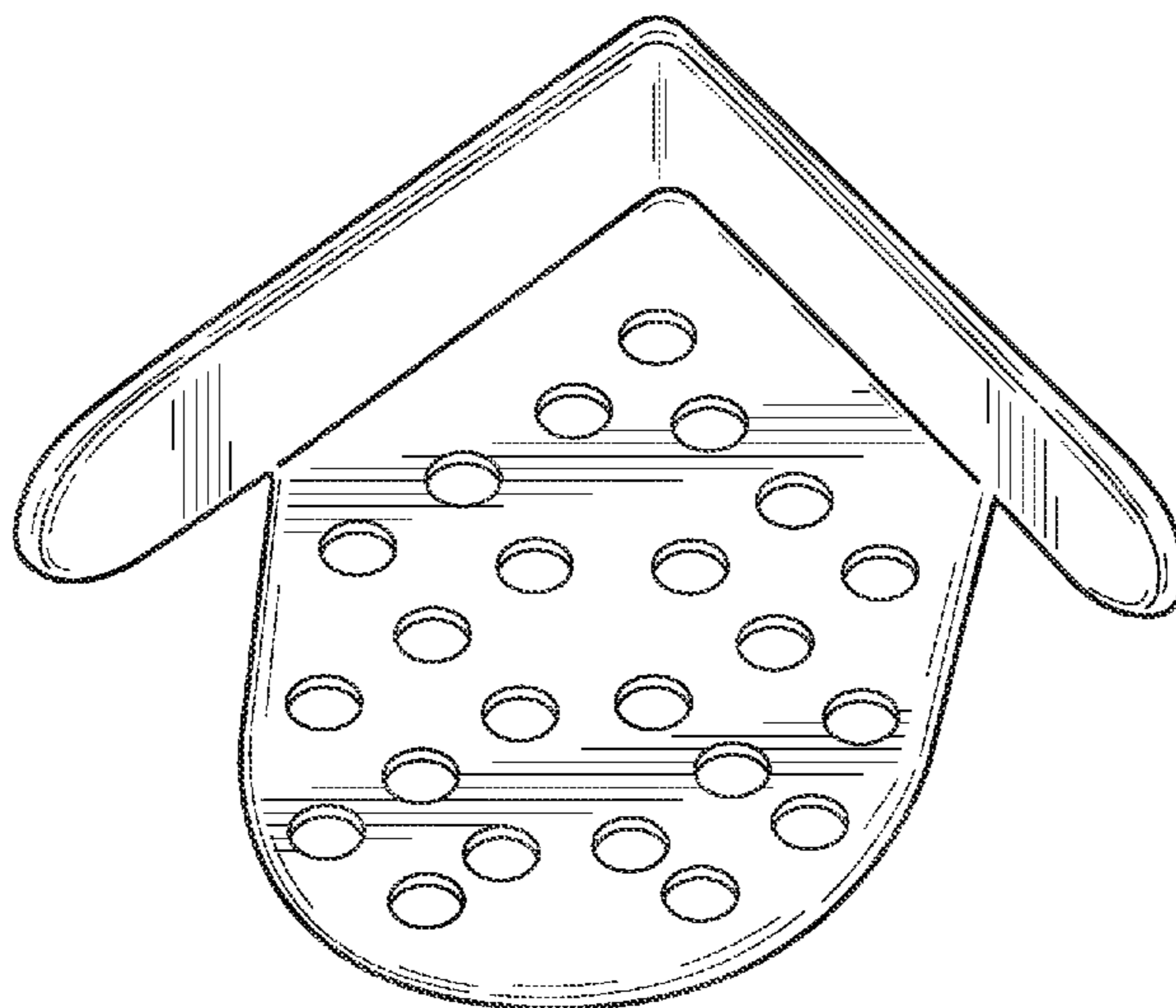
FIG. 4 is a front elevation of the corner protector of FIG. 1;

FIG. 5 is a rear elevation of the corner protector of FIG. 1;

FIG. 6 is a left elevation of the corner protector of FIG. 1; and,

FIG. 7 is a right elevation of the corner protector of FIG. 1.

1 Claim, 5 Drawing Sheets



US D624,812 S

Page 2

U.S. PATENT DOCUMENTS

4,287,265	A	9/1981	McKnight	
4,496,054	A	1/1985	Koltun	
4,529,091	A	7/1985	Martin	
D287,446	S	12/1986	Cowle	
4,742,916	A	5/1988	Galea	
4,838,427	A	6/1989	Hurley	
4,851,286	A	7/1989	Maurice	
4,852,744	A	8/1989	Van Breemen	
5,175,041	A	12/1992	Webb et al.	
5,297,682	A	3/1994	Miltenberger	
5,311,825	A	5/1994	Bonham	
5,370,229	A	12/1994	Kroeckel et al.	
D356,946	S	4/1995	Rekuc	
5,549,868	A	8/1996	Carlson, II	
D384,585	S	10/1997	Swarr	
5,749,512	A	5/1998	Gingras-Taylor	
5,772,037	A	6/1998	Hurley	
D412,436	S *	8/1999	Tsui	D8/403
D416,476	S	11/1999	Engberg	
6,007,469	A	12/1999	Jaegers et al.	
6,039,184	A	3/2000	Gale	
6,103,335	A	8/2000	Zoller et al.	
6,202,848	B1 *	3/2001	Tindoll et al.	206/522
D454,371	S *	3/2002	Goodman et al.	D19/92
6,368,694	B1	4/2002	Marsh et al.	

6,440,375	B1	8/2002	Davis et al.	
6,470,637	B2	10/2002	Gratz	
6,478,354	B1	11/2002	Eyal	
D475,613	S *	6/2003	Mullane	D8/499
6,629,608	B2	10/2003	Hurley et al.	
6,776,380	B1	8/2004	Kirk, Jr. et al.	
6,840,372	B2	1/2005	Giles et al.	
6,902,712	B2	6/2005	Davis	
D518,526	S *	4/2006	Benn	D19/90
D537,337	S *	2/2007	Brockington et al.	D8/499
D560,485	S *	1/2008	Lavelle	D8/402
D573,013	S *	7/2008	Lavelle	D8/403
7,413,157	B2	8/2008	Curnow et al.	
7,422,185	B2	9/2008	Curnow et al.	
D598,756	S *	8/2009	Robichaud et al.	D9/456
D602,350	S *	10/2009	Lavelle	D8/403
2005/0244316	A1	11/2005	Davis	
2006/0000745	A1	1/2006	Seelye et al.	
2006/0243636	A1	11/2006	Robichaud et al.	
2007/0251855	A1 *	11/2007	Curnow et al.	206/586

FOREIGN PATENT DOCUMENTS

EP	1357056	10/2003
WO	9410058	5/1994
WO	2007019233	2/2007

* cited by examiner

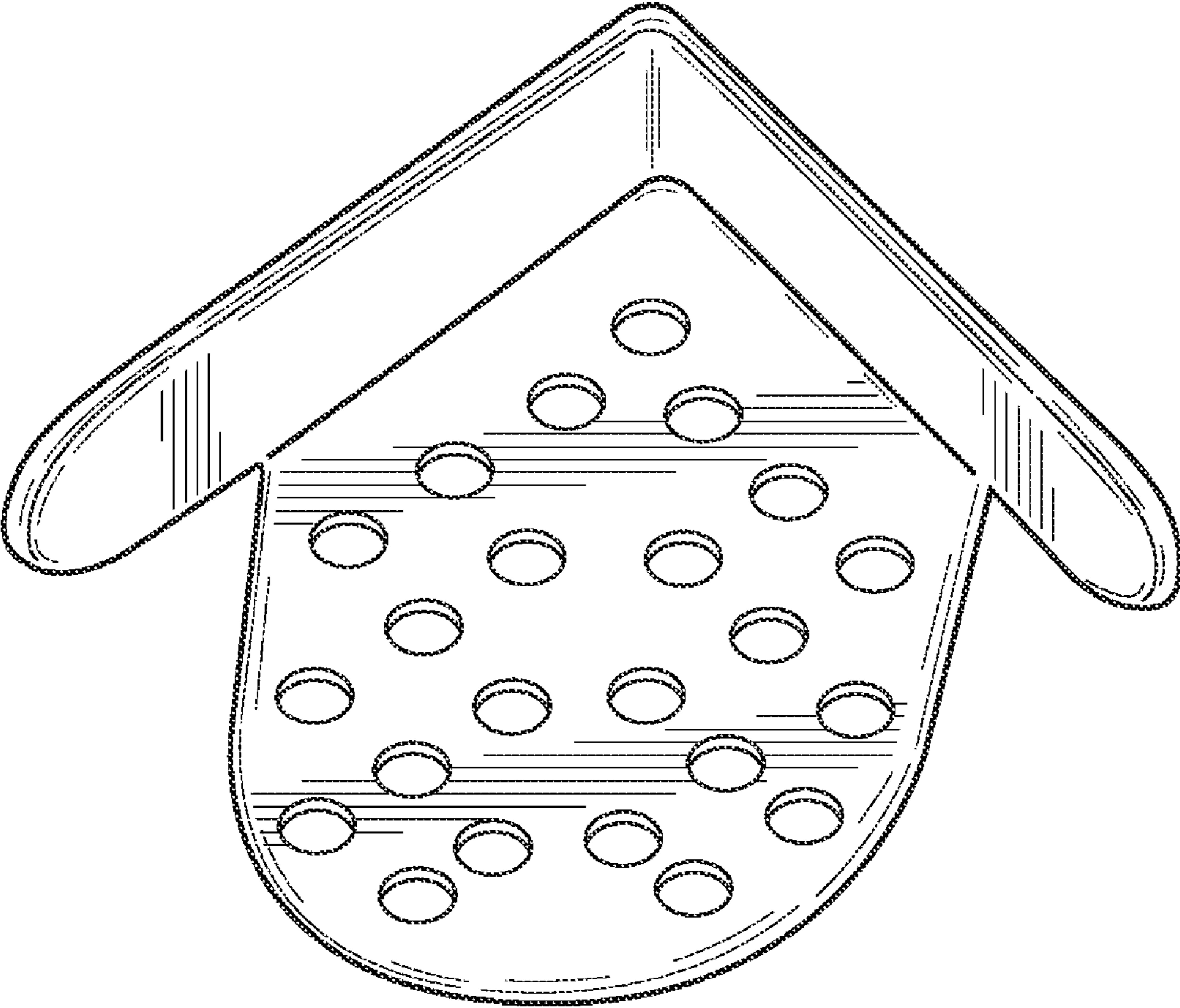


FIG. 1

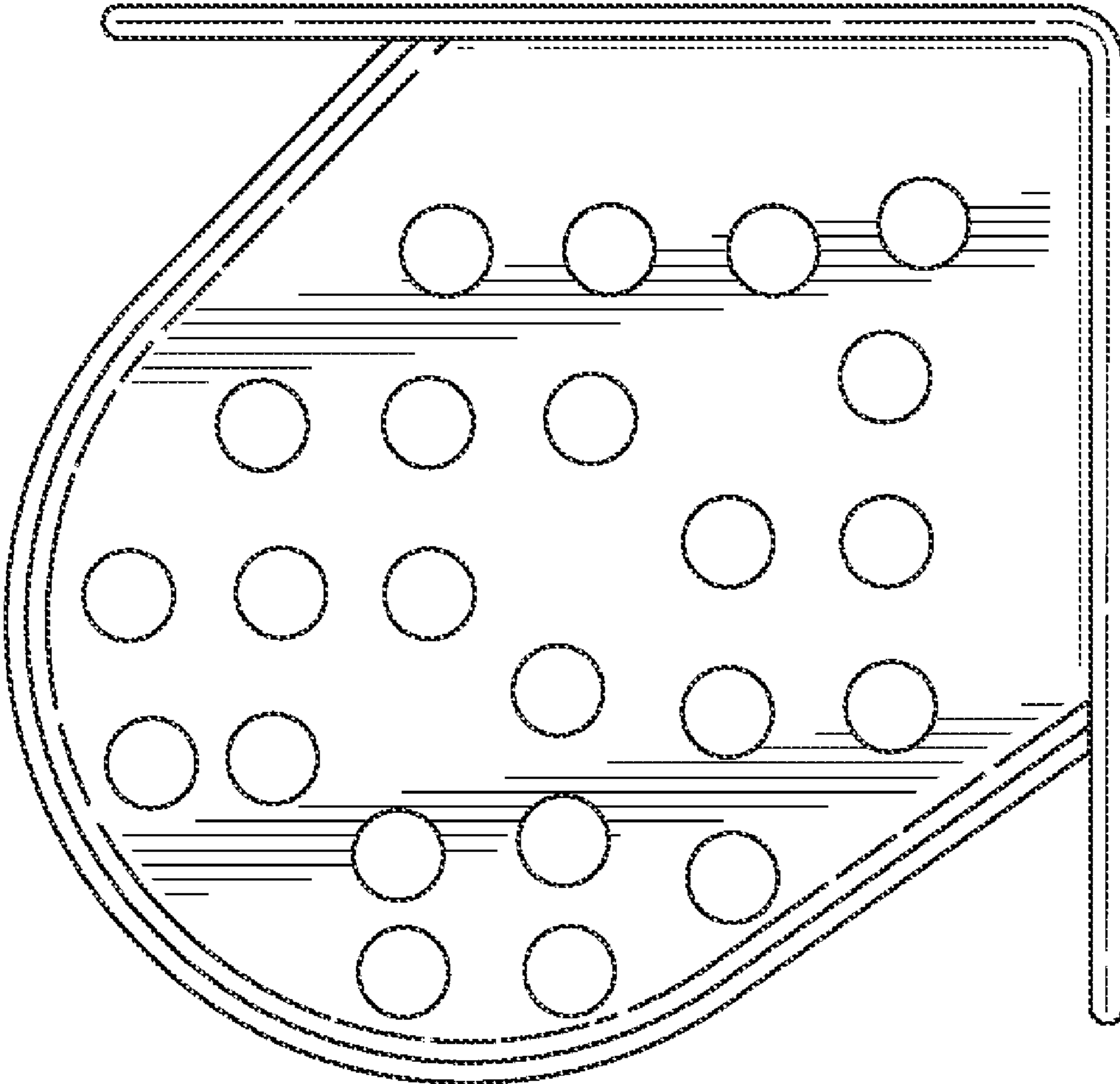


FIG. 2

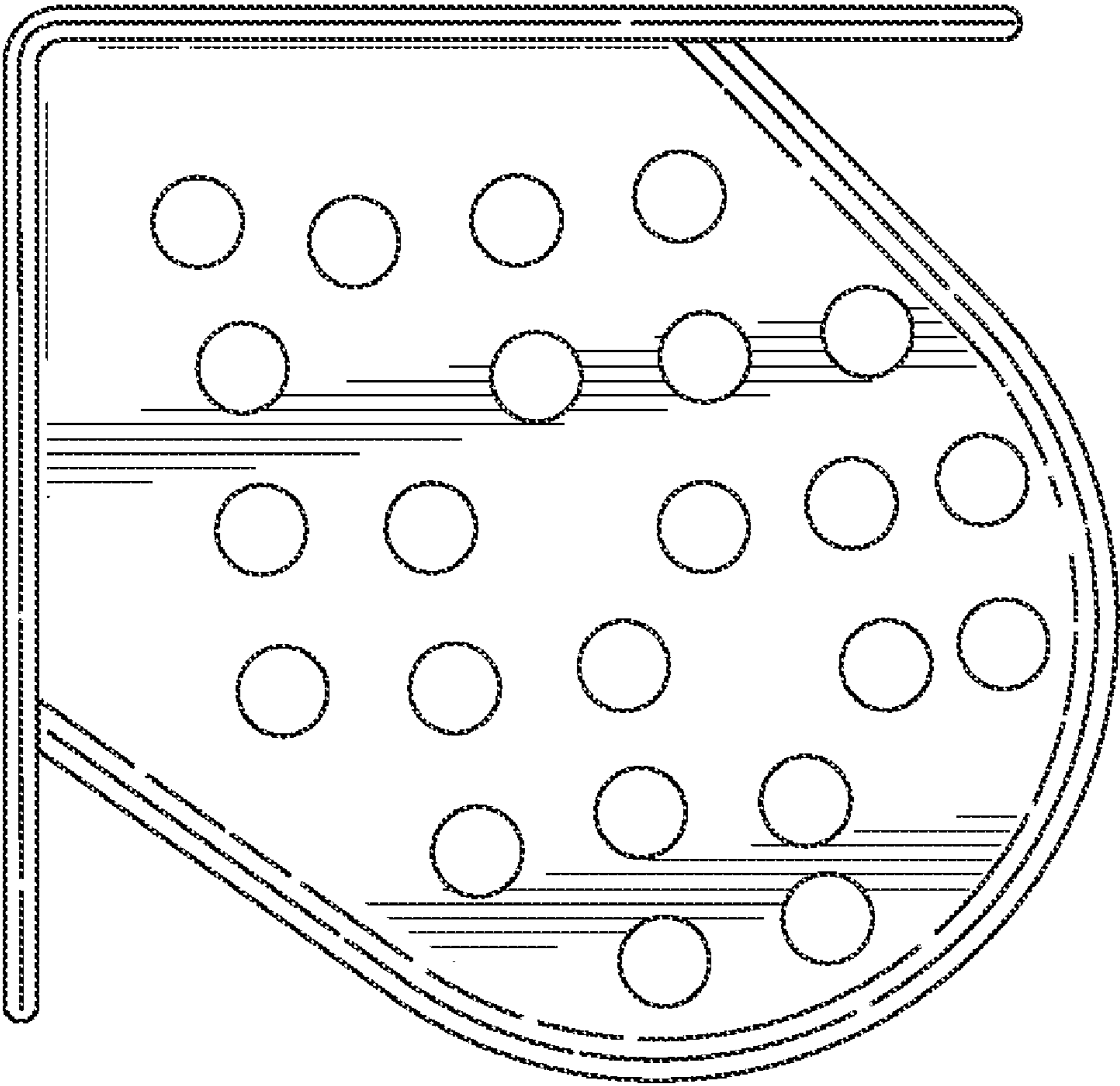


FIG. 3

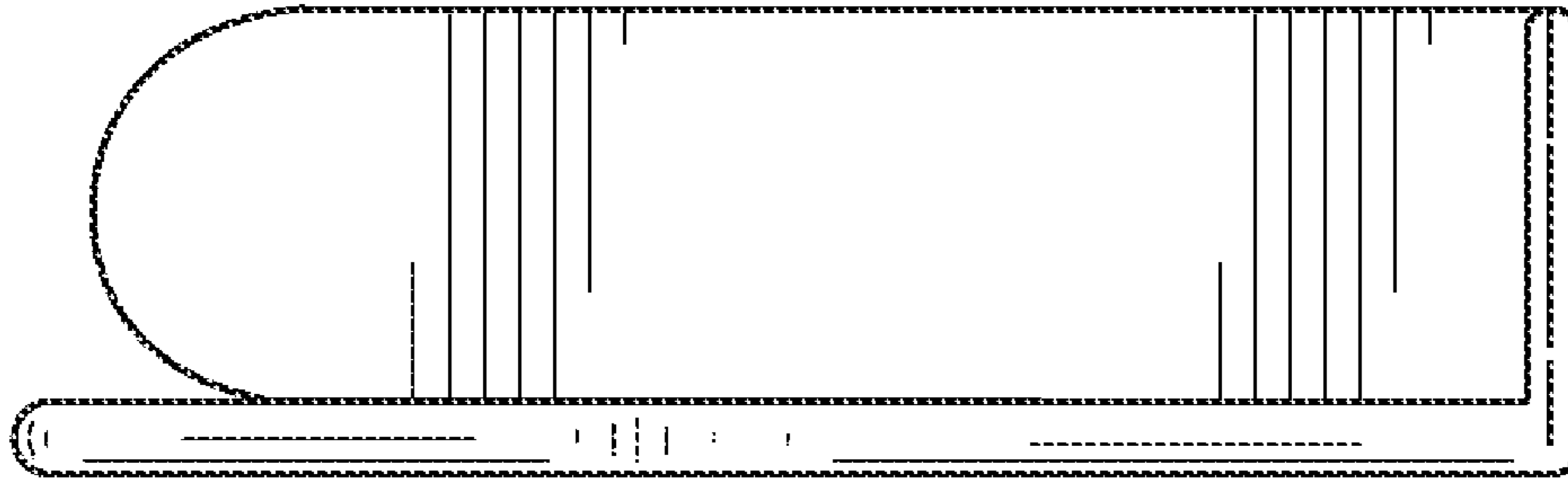


FIG. 4



FIG. 5

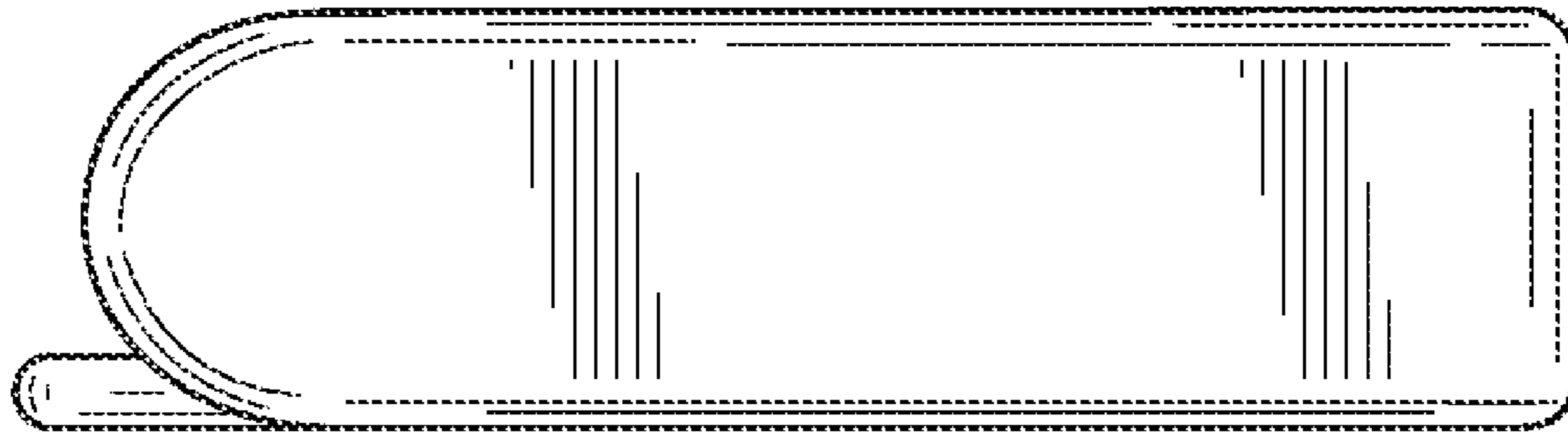


FIG. 6

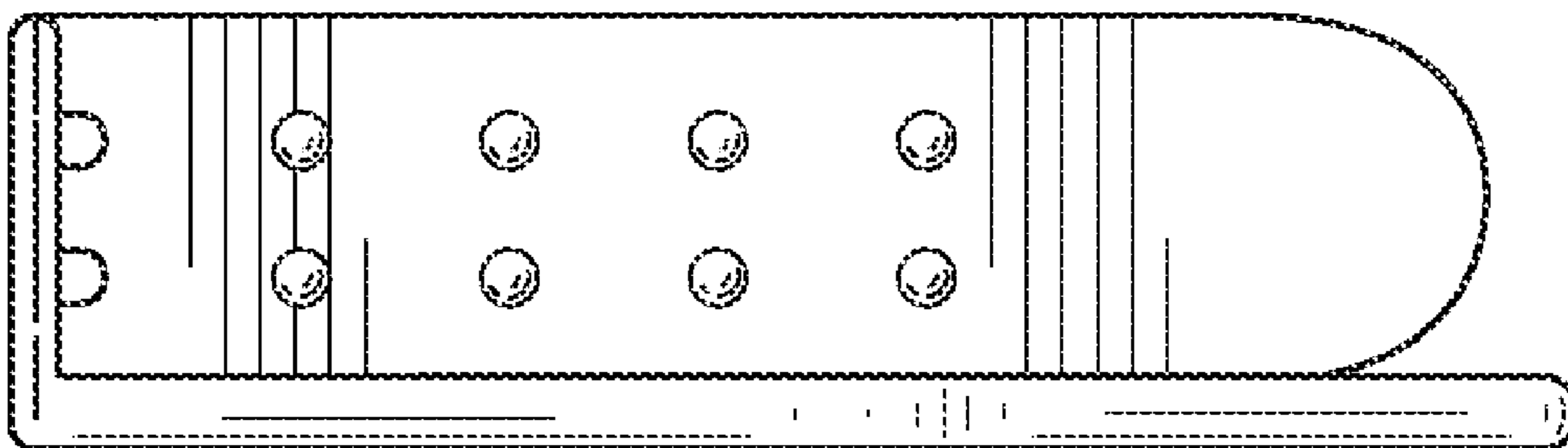


FIG. 7