



US00D624808S

(12) **United States Design Patent**
Krawczak et al.

(10) **Patent No.:** **US D624,808 S**

(45) **Date of Patent:** **** Oct. 5, 2010**

(54) **DISPLAY HANGER**

(75) Inventors: **Jessica Krawczak**, Minneapolis, MN
(US); **Alex Tetiyevsky**, Springfield, NJ
(US); **Keith C. Cedro**, Clifton, NJ (US)

(73) Assignee: **Target Brands, Inc.**, Minneapolis, MN
(US)

(**) Term: **14 Years**

(21) Appl. No.: **29/345,776**

(22) Filed: **Oct. 22, 2009**

(51) **LOC (9) Cl.** **08-05**

(52) **U.S. Cl.** **D8/373**

(58) **Field of Classification Search** D8/373,
D8/372; D6/566, 410; 206/349; 211/70.5;
248/317

See application file for complete search history.

(56) **References Cited**

U.S. PATENT DOCUMENTS

2,759,756 A	8/1956	Sikora	
3,275,366 A	9/1966	Hidding	
3,311,252 A	3/1967	Swartwood et al.	
3,408,758 A	11/1968	Doring	
3,463,536 A	8/1969	Updegraff et al.	
4,062,450 A	12/1977	Carter	
4,090,729 A	5/1978	Erickson	
4,450,961 A	5/1984	Bies et al.	
4,634,005 A	1/1987	Kulzer et al.	
D291,746 S	9/1987	Evans	
D293,297 S	12/1987	Wood	
D293,856 S	1/1988	Evans	
4,753,350 A	6/1988	Seymour	
D313,550 S	1/1991	Lorincz	
D316,956 S *	5/1991	Hoskinson et al.	D8/371
5,484,056 A	1/1996	Wood	
D375,673 S *	11/1996	Schowalter	D8/367
5,695,232 A	12/1997	Tipp	
5,713,467 A *	2/1998	Kao	206/349

D429,461 S	8/2000	Rowlay	
6,241,092 B1	6/2001	Vasudeva	
6,247,675 B1 *	6/2001	Askin	248/214
6,394,517 B1	5/2002	Borg	
6,543,629 B1	4/2003	Samelson	
6,672,555 B2	1/2004	Chang	
6,679,379 B1	1/2004	Kao	
6,883,664 B2	4/2005	Lee	
7,097,061 B2	8/2006	Simpson, Jr. et al.	
7,124,900 B2	10/2006	Hu	
7,131,535 B2	11/2006	Hernandez, Jr. et al.	
D563,209 S	3/2008	Samelson	
2001/0035488 A1	11/2001	Cizek	
2002/0084240 A1	7/2002	Yu-Hsien	
2002/0113183 A1	8/2002	Mattesky	
2002/0117411 A1	8/2002	Ortiz	
2005/0224673 A1	10/2005	Wang	
2005/0230587 A1	10/2005	Yang	
2008/0210827 A1	9/2008	Samelson	

* cited by examiner

Primary Examiner—Holly H Baynham

Assistant Examiner—Sheryl Lane

(74) *Attorney, Agent, or Firm*—Griffiths & Seaton PLLC

(57) **CLAIM**

The ornamental design for a display hanger, as shown and described.

DESCRIPTION

FIG. 1 is a front, perspective view of a display hanger of our new design;

FIG. 2 is a front view thereof;

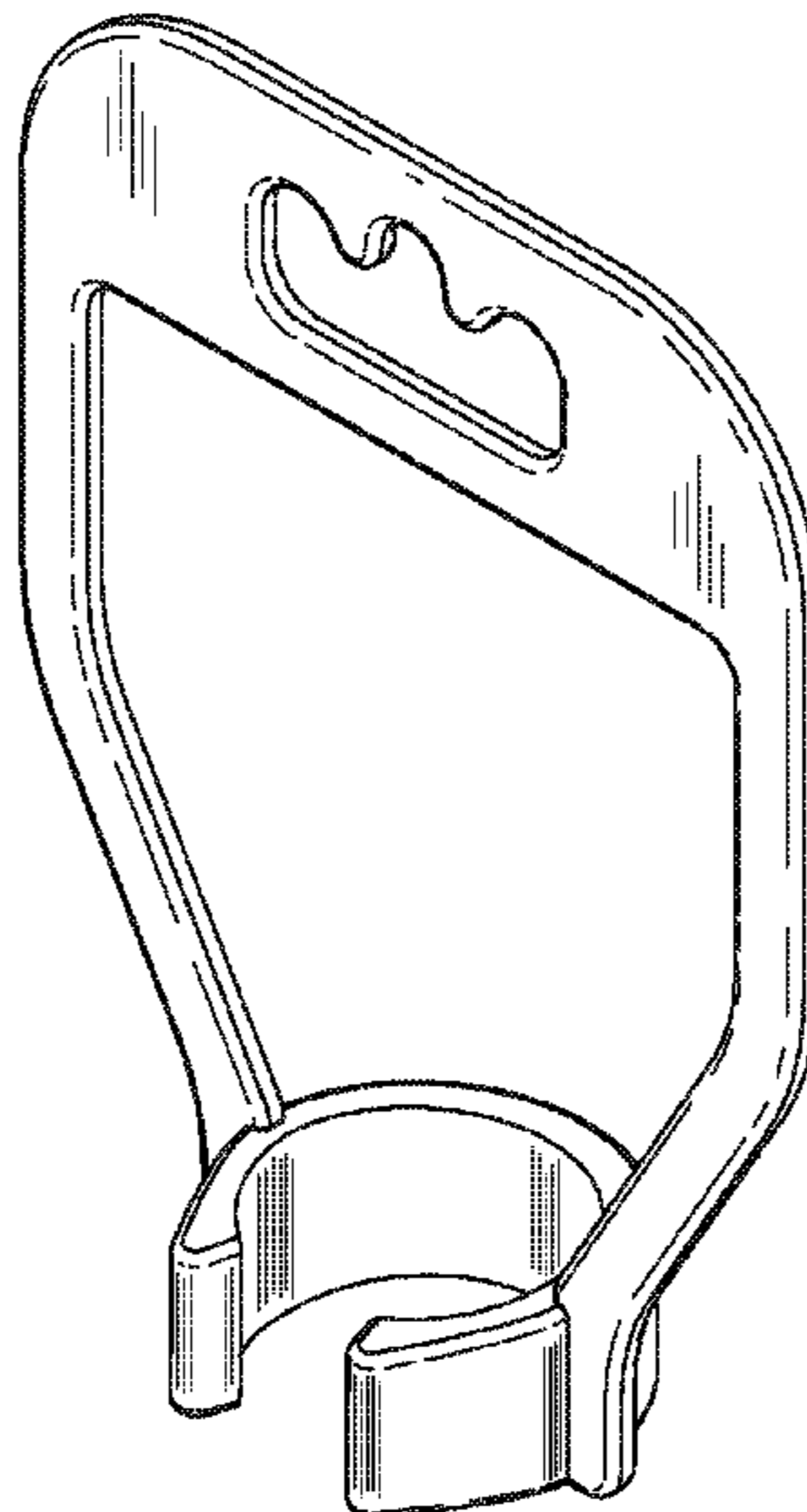
FIG. 3 is a rear view thereof;

FIG. 4 is a right side view thereof, the left side view being a mirror image of the right side view;

FIG. 5 is a top view thereof; and,

FIG. 6 is a bottom view thereof.

1 Claim, 5 Drawing Sheets



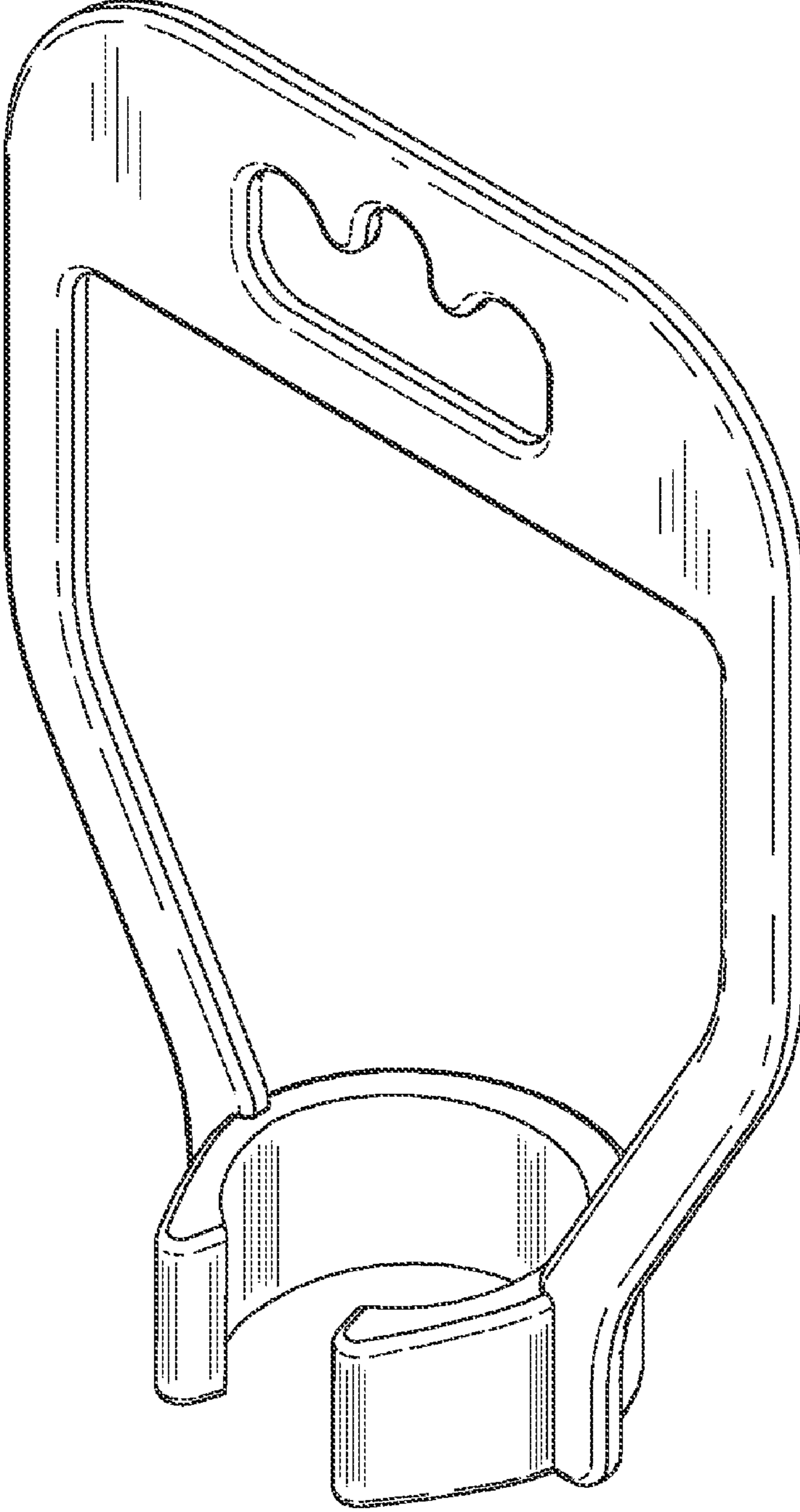


FIG. 1

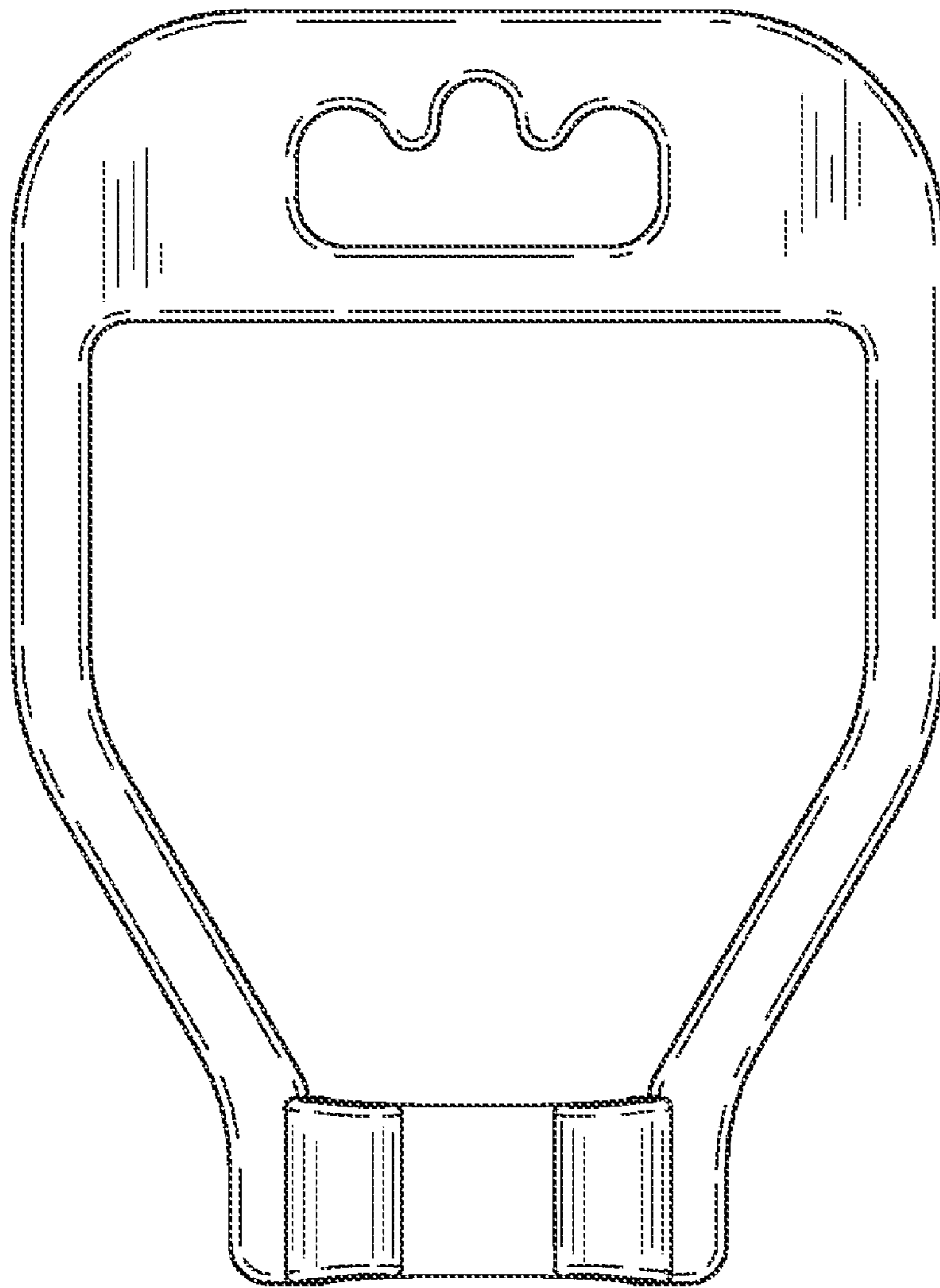


FIG. 2

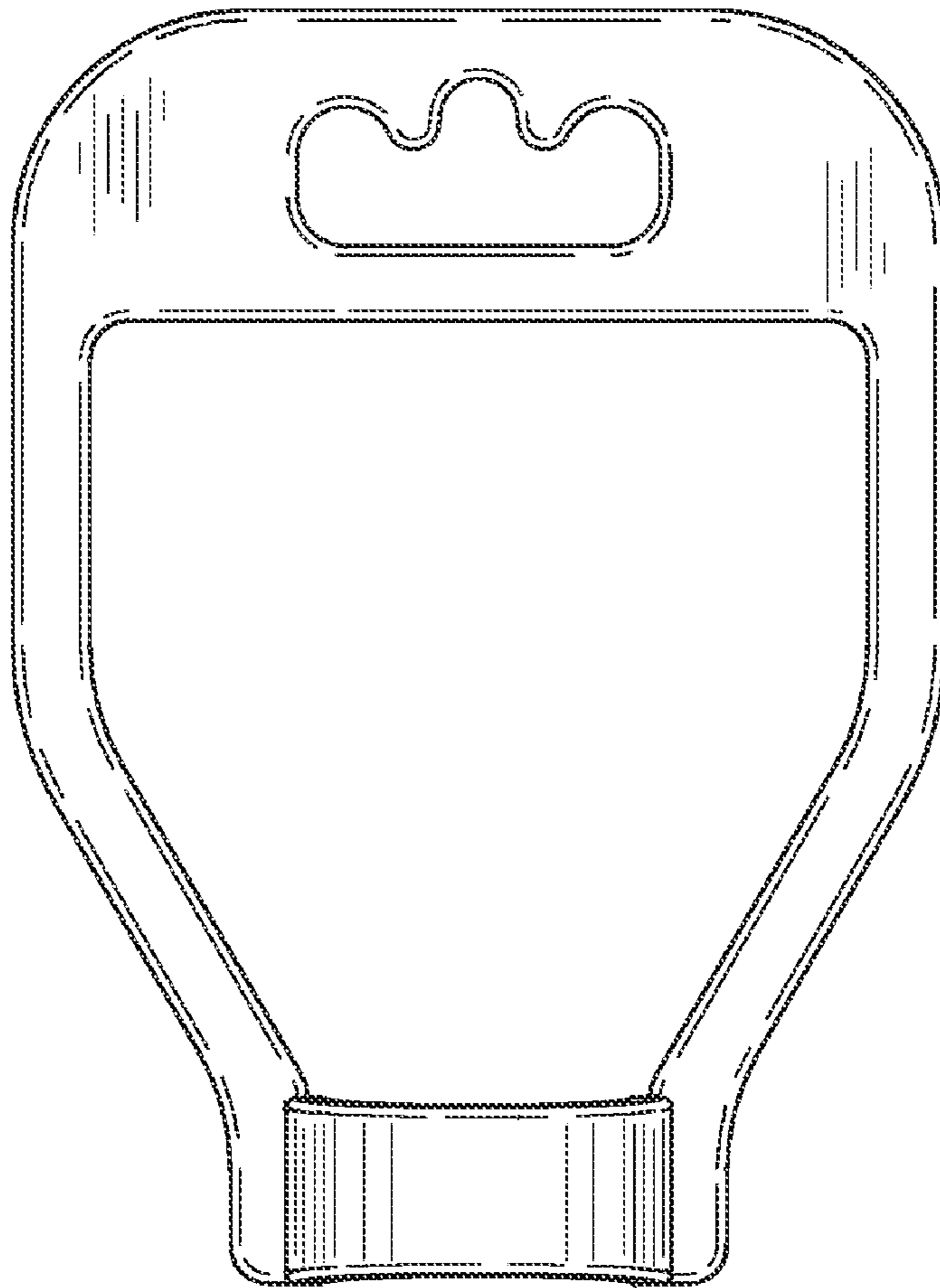


FIG. 3

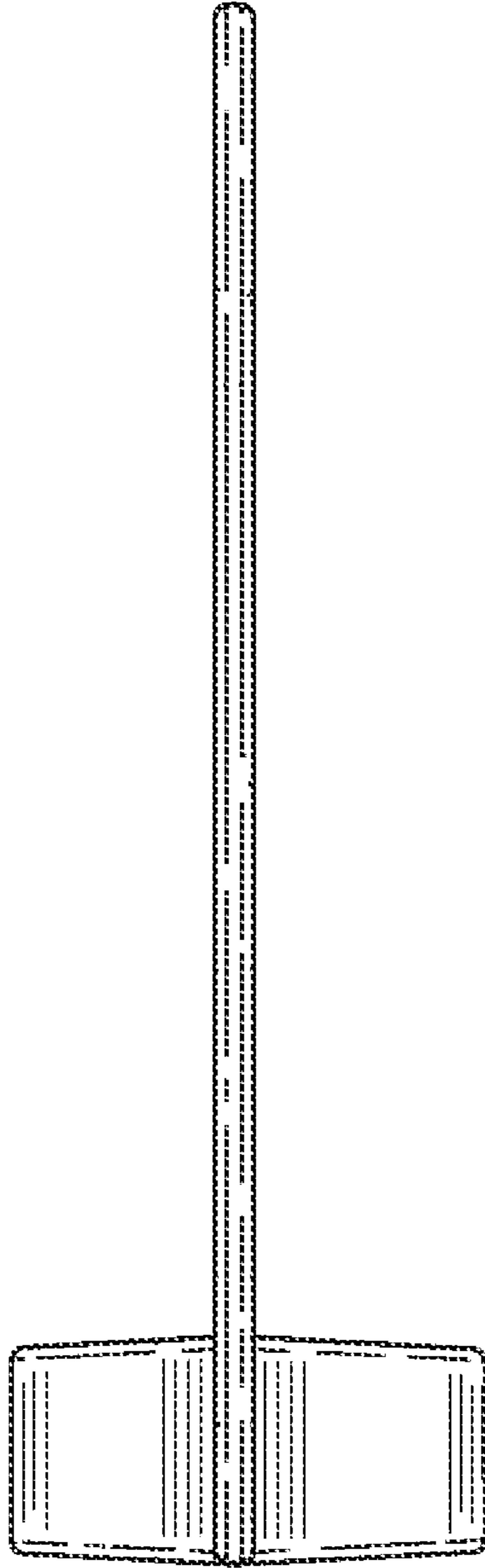


FIG. 4

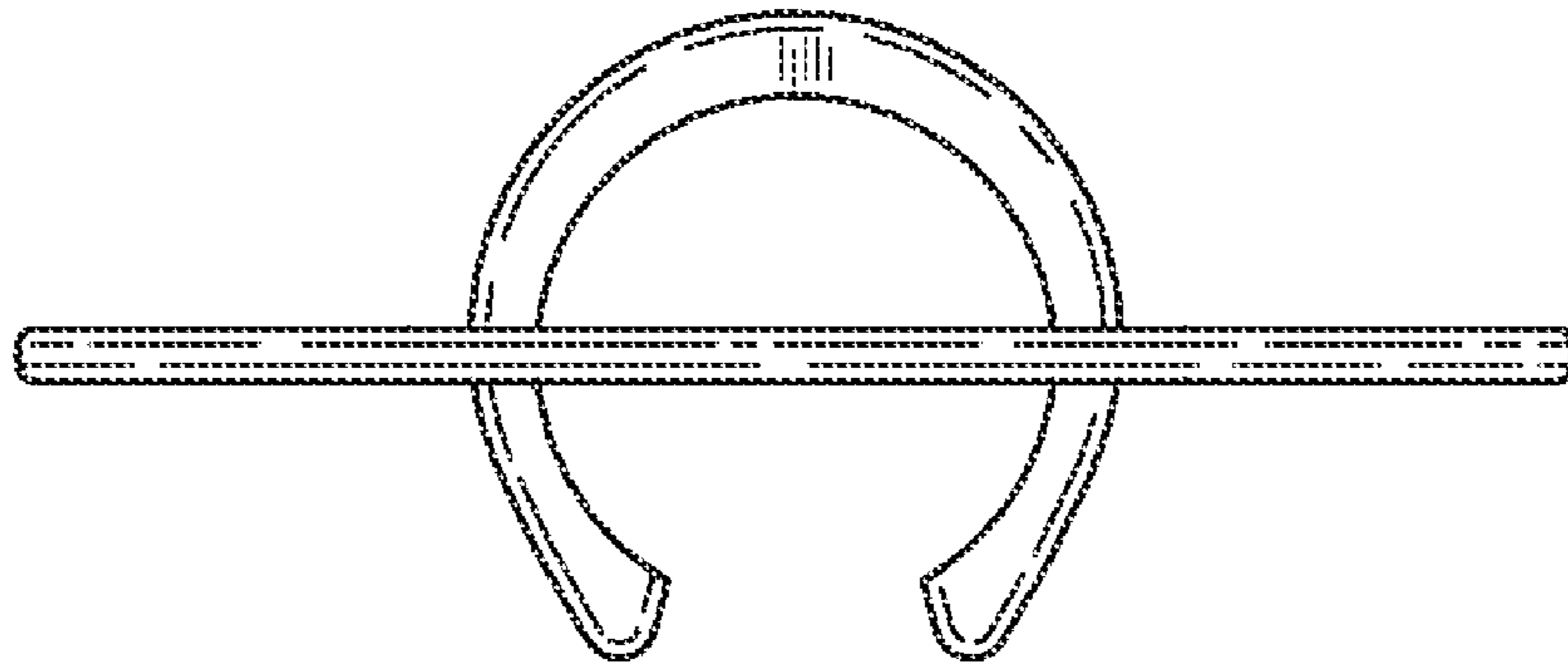


FIG. 5

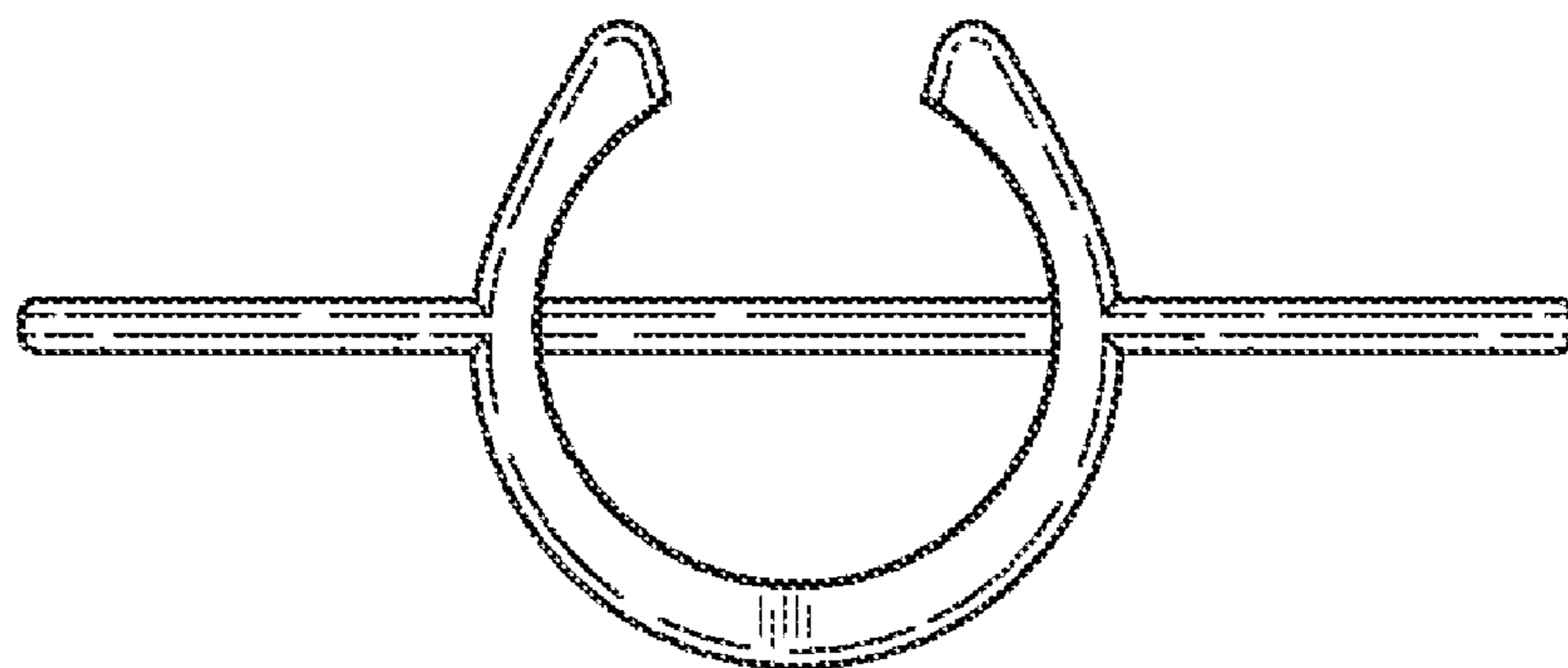


FIG. 6