



US00D624783S

(12) **United States Design Patent**  
**Lion et al.**

(10) **Patent No.:** **US D624,783 S**  
(45) **Date of Patent:** **\*\* Oct. 5, 2010**

(54) **FLUTED FORM**

(75) Inventors: **Mathieu Lion**, Paris (FR); **Anne Tanguy**, Paris (FR)

(73) Assignee: **Mastrad, S.A.**, Paris (FR)

(\*\*) Term: **14 Years**

(21) Appl. No.: **29/346,448**

(22) Filed: **Oct. 30, 2009**

(51) **LOC (9) Cl.** ..... **07-02**

(52) **U.S. Cl.** ..... **D7/354**

(58) **Field of Classification Search** ..... D7/323,  
D7/330-331, 339, 347, 350-367, 378-379,  
D7/383-384, 391-395, 542-545, 560, 603;  
D9/716; D15/135; 99/324-325, 329 R, 330-339,  
99/400, 412-413, 425; 206/776; 219/432-433,  
219/438-441, 620-622, 725-730; 220/203.1,  
220/203.07, 203.09, 298, 303, 316, 356.1,  
220/573.1-574, 675, 769, 912; 426/438,  
426/441

See application file for complete search history.

(56) **References Cited**

**U.S. PATENT DOCUMENTS**

D63,117 S \* 10/1923 Aymar ..... D7/542  
D172,552 S \* 7/1954 Perl et al. .... D7/360  
3,051,303 A \* 8/1962 Daanen et al. .... 206/776  
D260,130 S \* 8/1981 Perrin ..... D7/603

D486,700 S \* 2/2004 Wright ..... D7/603  
D528,432 S \* 9/2006 Snedden et al. .... D9/716  
D530,156 S \* 10/2006 Moore ..... D7/603  
D535,525 S \* 1/2007 Epstein ..... D7/603  
7,178,687 B1 \* 2/2007 Manderfield et al. .... 220/675  
D560,977 S \* 2/2008 Lown et al. .... D7/603  
D577,247 S \* 9/2008 Barnes et al. .... D7/354  
D583,839 S \* 12/2008 Rosso et al. .... D15/135

\* cited by examiner

*Primary Examiner*—Caron Veynar

*Assistant Examiner*—Ricky Pham

(74) *Attorney, Agent, or Firm*—Connolly Bove Lodge & Hutz LLP

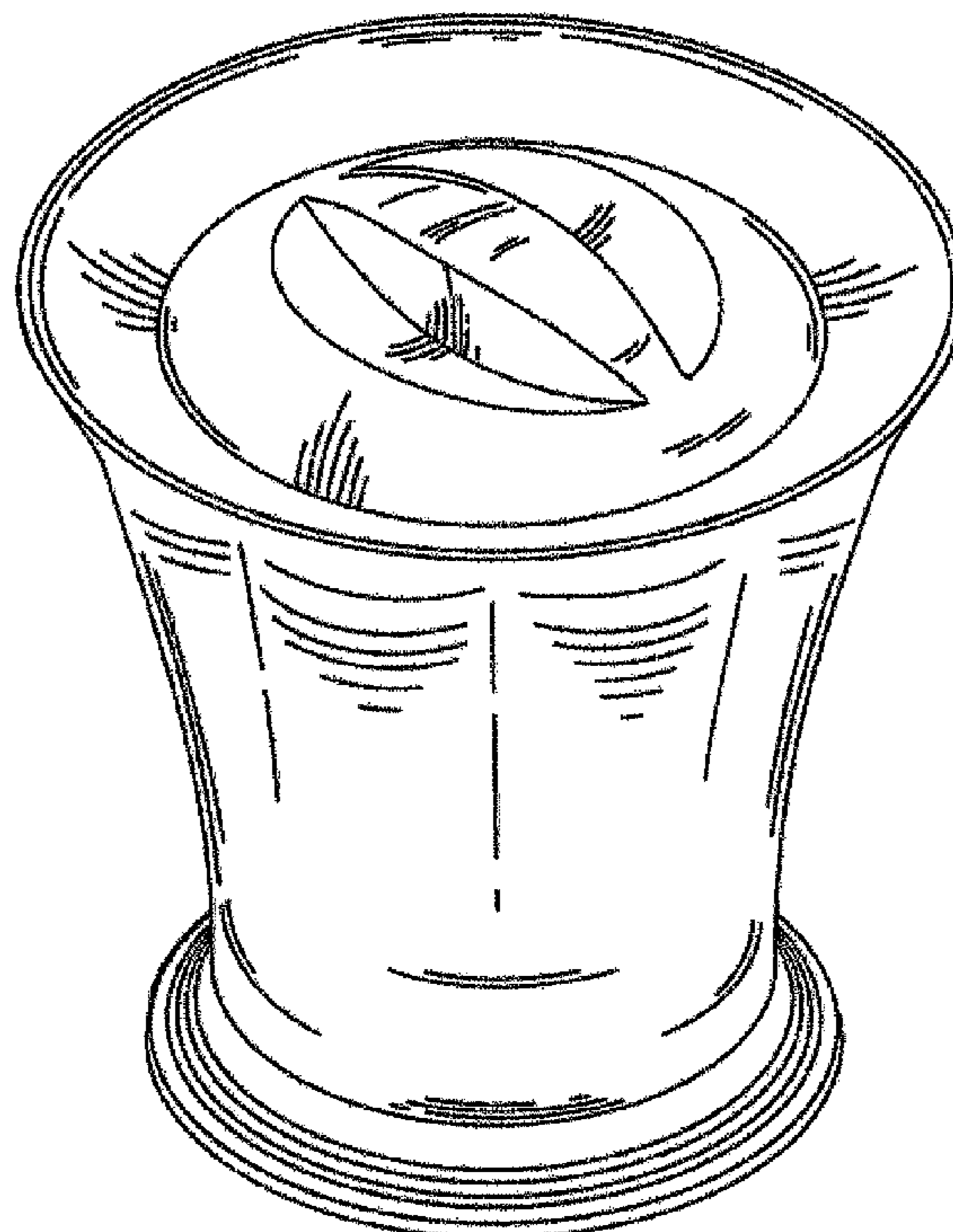
(57) **CLAIM**


The ornamental design for fluted form, as shown and described.

**DESCRIPTION**

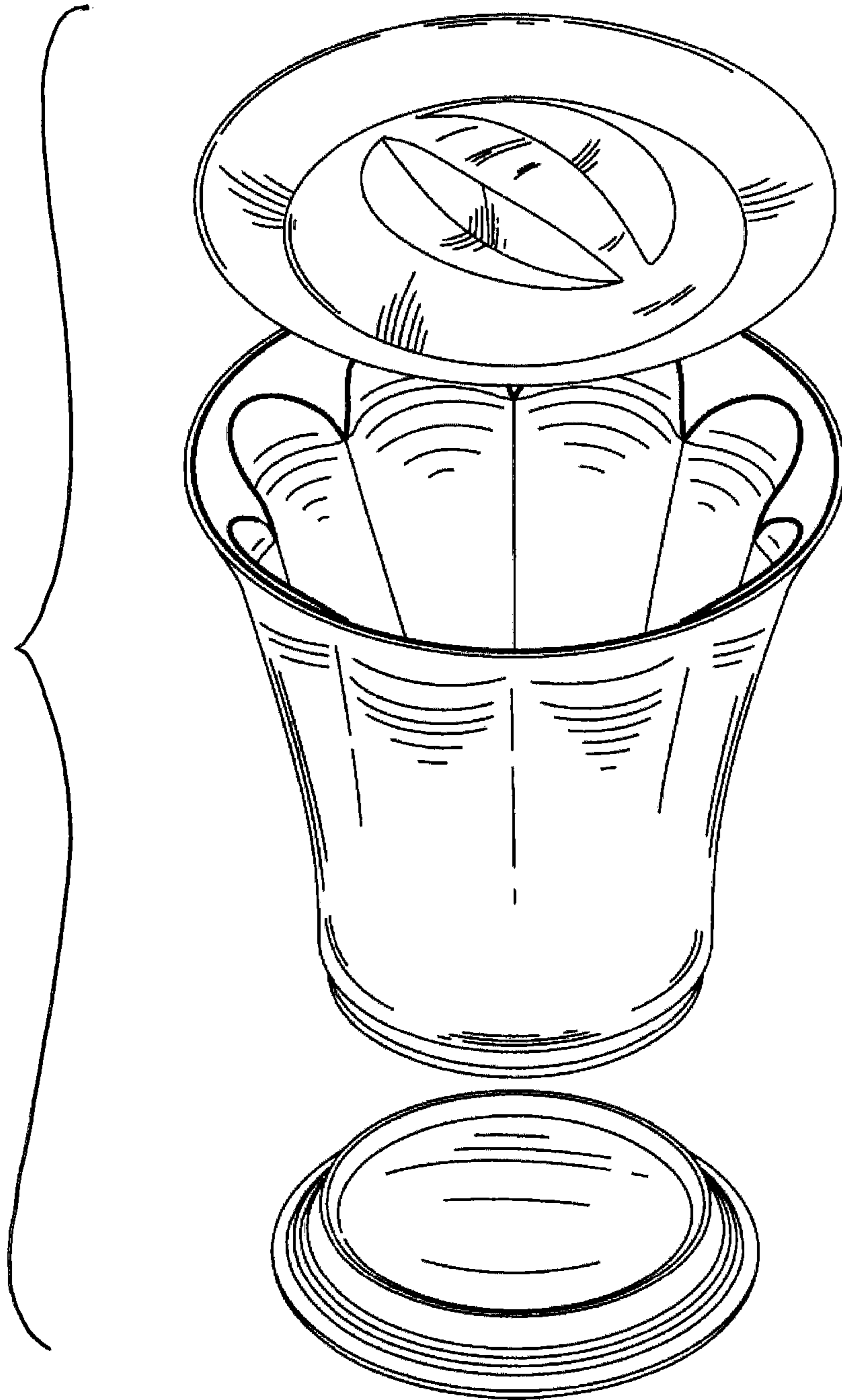
FIG. 1 is a perspective view of the fluted form;  
FIG. 2 is an exploded perspective view of the fluted form shown in FIG. 1;  
FIG. 3 a top plan view of the fluted form shown in FIG. 1;  
FIG. 4 is a cross-sectional view taken through line 4—4 of FIG. 3; and,  
FIG. 5 is a bottom plan view of the fluted form shown in FIG. 1.

**1 Claim, 5 Drawing Sheets**

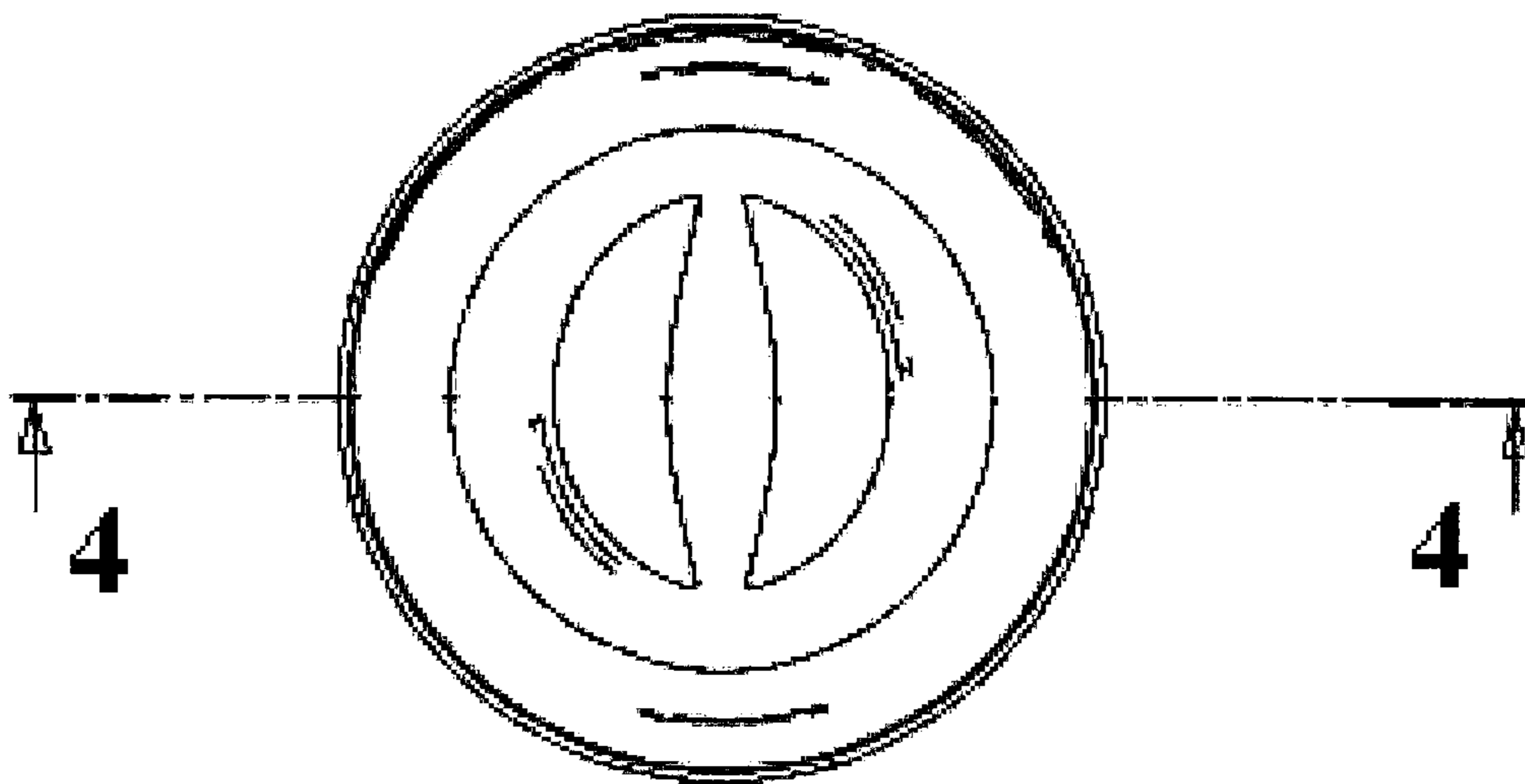





*Figure 1*



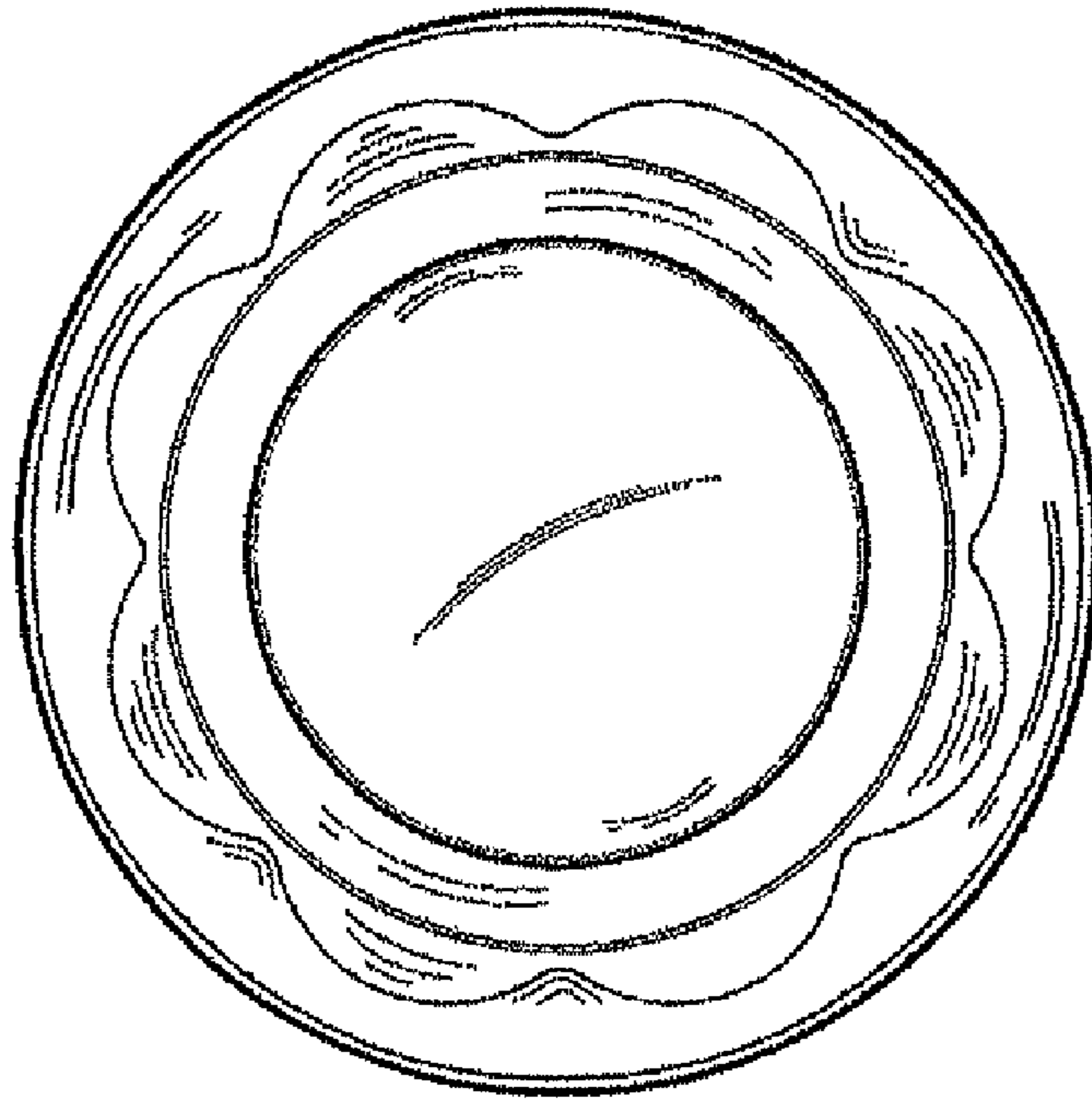
*Figure 2*



*Figure 3*



*Figure 4*



*Figure 5*