



US00D624740S

(12) **United States Design Patent**
Nelson

(10) **Patent No.:** **US D624,740 S**

(45) **Date of Patent:** **** Oct. 5, 2010**

(54) **SHOE UPPER**

(75) Inventor: **Craig Nelson**, Torrance, CA (US)

(73) Assignee: **Skechers U.S.A., Inc. II**, Manhattan Beach, CA (US)

(**) Term: **14 Years**

(21) Appl. No.: **29/363,971**

(22) Filed: **Jun. 16, 2010**

Related U.S. Application Data

(62) Division of application No. 29/356,473, filed on Feb. 26, 2010, now Pat. No. Des. 620,241.

(51) **LOC (9) Cl.** **02-99**

(52) **U.S. Cl.** **D2/969**

(58) **Field of Classification Search** D2/896,
D2/902, 906-912, 943, 944, 969, 972-974;
36/45-49, 50.1, 77 M, 77 R, 83, 88, 113,
36/114, 126-131

See application file for complete search history.

(56) **References Cited**

U.S. PATENT DOCUMENTS

D296,148 S *	6/1988	Selbiger	D2/969
D296,610 S *	7/1988	Brown et al.	D2/969
D297,181 S	8/1988	Selbiger et al.		
D304,517 S	11/1989	Diaz		
D309,824 S	8/1990	Aveni et al.		
D315,055 S	3/1991	Rogers et al.		
D317,224 S	6/1991	Lucas		
D317,825 S	7/1991	Rogers		
D318,944 S	8/1991	Lucas		
D322,505 S	12/1991	Hatfield		
D325,666 S *	4/1992	Earle et al.	D2/969
D331,827 S	12/1992	Coley et al.		
D337,648 S	7/1993	Avar		
D337,872 S	8/1993	Bevier		
D337,873 S	8/1993	Backus		
D339,448 S	9/1993	Teague		
D340,347 S	10/1993	Close		
D342,148 S	12/1993	Dahlsten		

D342,602 S	12/1993	Morris et al.		
D343,500 S	1/1994	Morris		
D351,722 S	10/1994	Earle		
D357,574 S	4/1995	Morris		
D357,575 S	4/1995	Dahlsten		
D364,498 S	11/1995	Teague		
D388,599 S *	1/1998	Gray	D2/972
D391,752 S *	3/1998	von Conta	D2/969
D392,793 S	3/1998	Koh		
D395,943 S *	7/1998	Hewett et al.	D2/969
D396,142 S *	7/1998	Teague	D2/972
D398,755 S *	9/1998	Gray	D2/972
D400,698 S	11/1998	Koh		
D438,694 S	3/2001	Matis et al.		
D505,252 S *	5/2005	Belley et al.	D2/969
D514,799 S *	2/2006	Link	D2/972
D519,263 S	4/2006	Lin		

(Continued)

Primary Examiner—Dominic Simone
(74) *Attorney, Agent, or Firm*—Marshall A. Lerner; Marvin H. Kleinberg; Kleinberg & Lerner, LLP

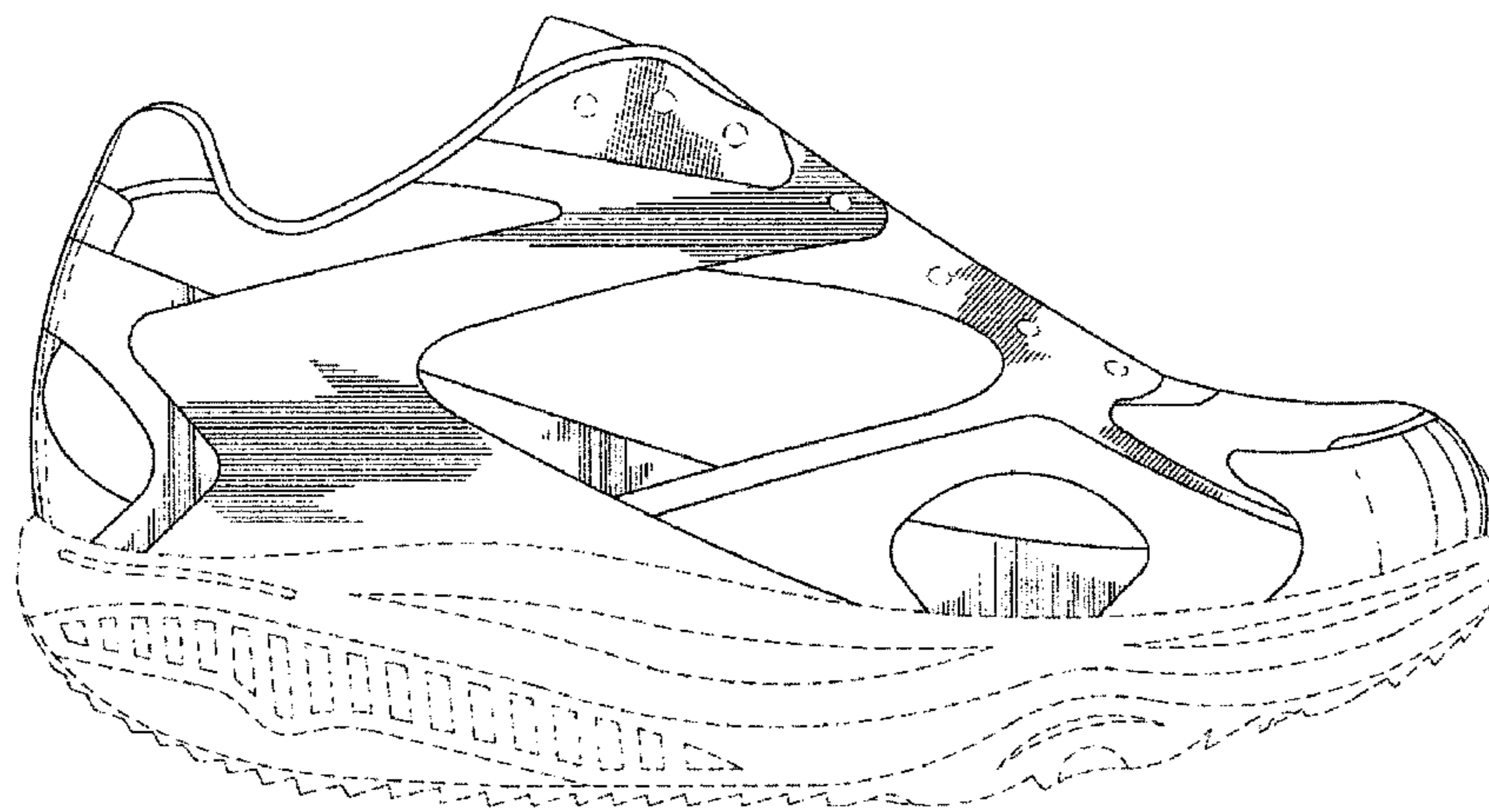
(57) **CLAIM**

The ornamental design for a shoe upper, as shown and described.

DESCRIPTION

FIG. 1 is a perspective view of a shoe upper in accordance with my new design.
FIG. 2 is a left side view thereof;
FIG. 3 is a right side view thereof;
FIG. 4 is a top plan view thereof;
FIG. 5 is a rear elevation view thereof; and,
FIG. 6 is a front elevation view thereof.
Broken lines in the figures are for illustrative purposes only and form no part of the claimed invention.

1 Claim, 5 Drawing Sheets



US D624,740 S

Page 2

U.S. PATENT DOCUMENTS

D528,282 S *	9/2006	Lee	D2/972	D560,892 S *	2/2008	Belley et al.	D2/969
D546,535 S *	7/2007	Belley et al.	D2/969	D561,446 S	2/2008	Belley et al.		
D548,447 S *	8/2007	Morris	D2/972	D578,292 S *	10/2008	Horne et al.	D2/969
D554,845 S *	11/2007	Caine	D2/972	D595,040 S	6/2009	Mochen		
D555,346 S *	11/2007	Bettencourt	D2/972	D609,444 S	2/2010	Zhu		
D560,340 S	1/2008	Lane, III			D610,342 S *	2/2010	Petrie	D2/972
D560,342 S	1/2008	Lane, III			D613,041 S	4/2010	Thompson		
					D614,846 S	5/2010	Zhu		

* cited by examiner

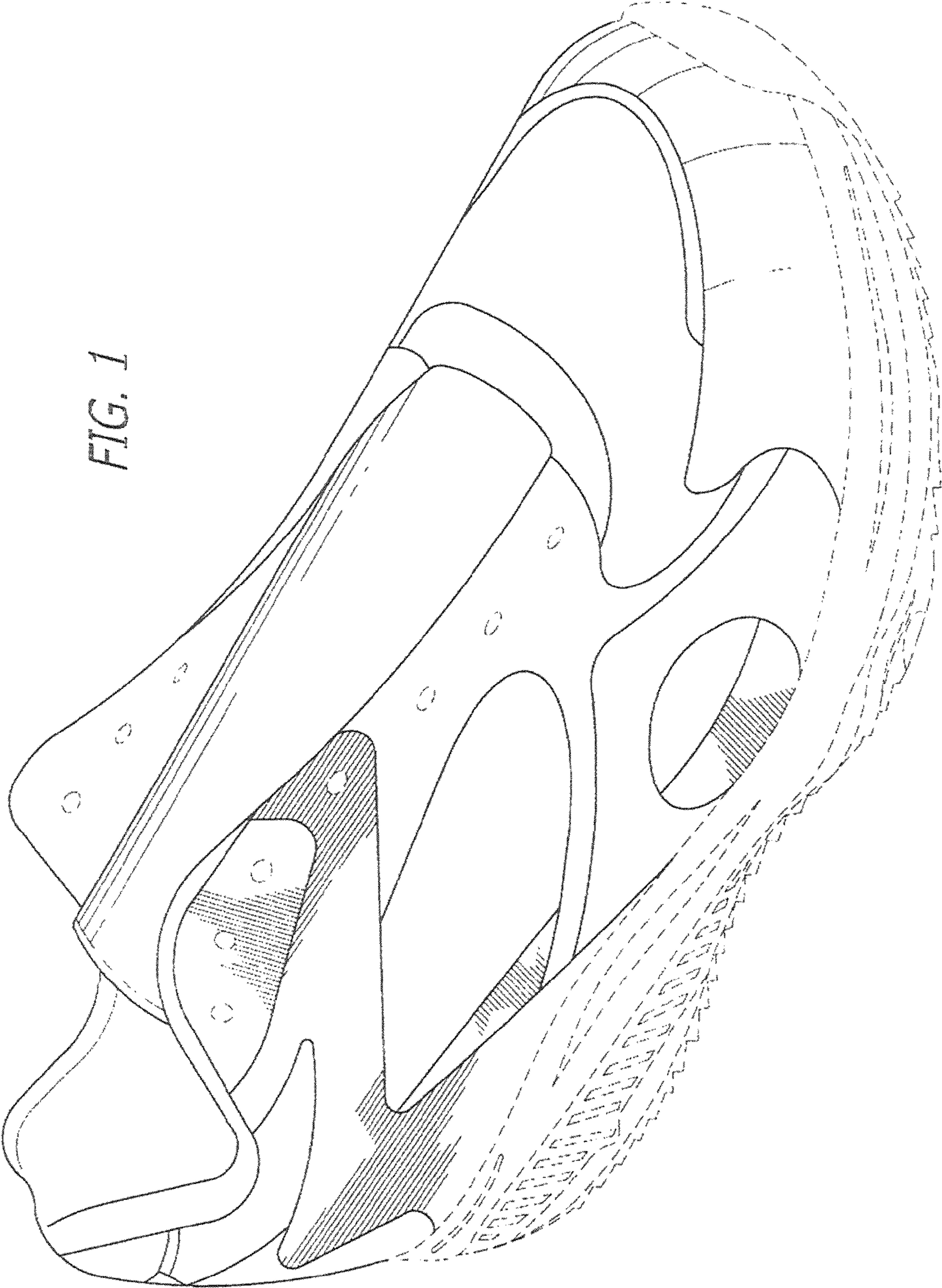
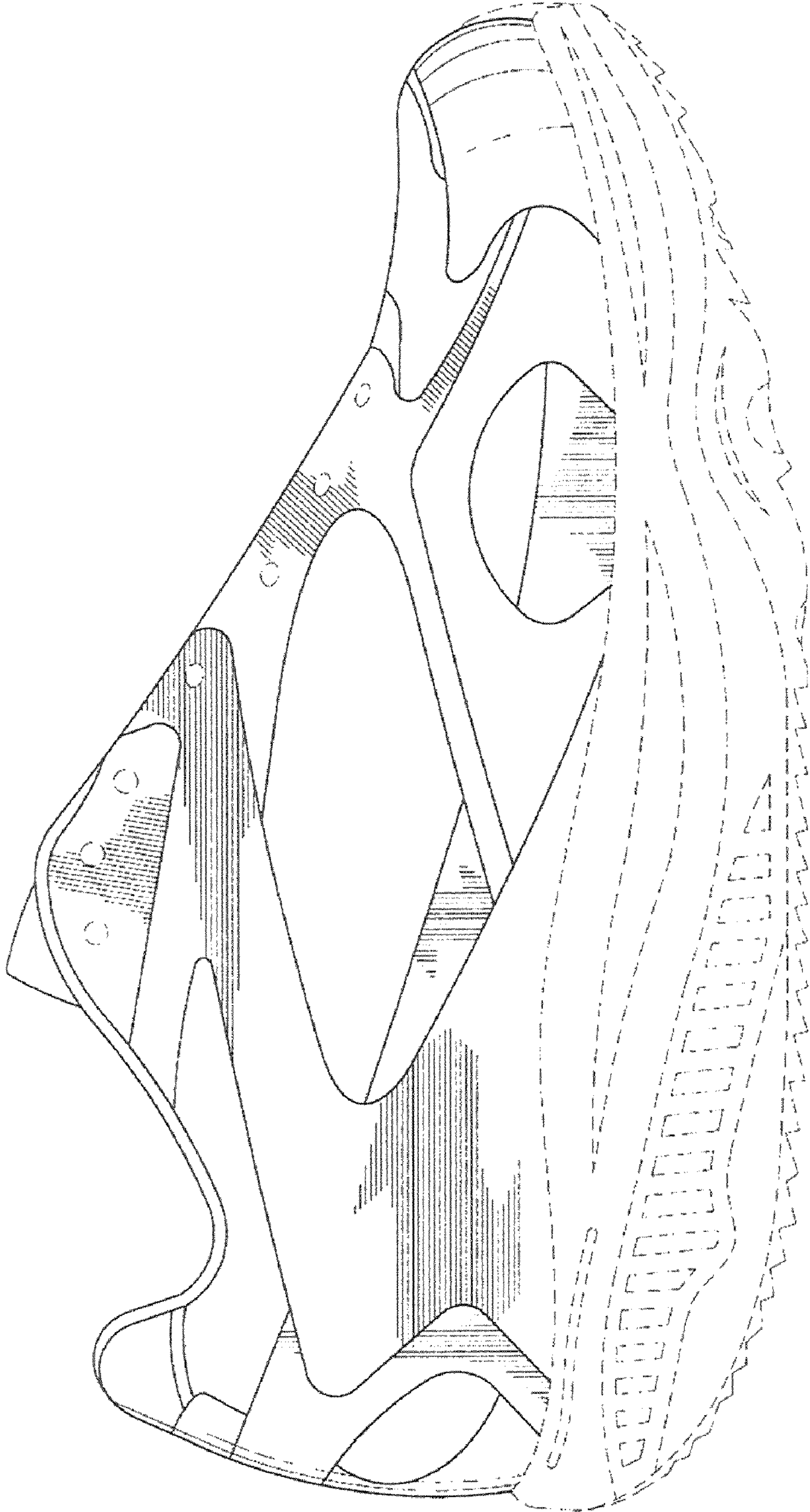


FIG. 1

FIG. 2



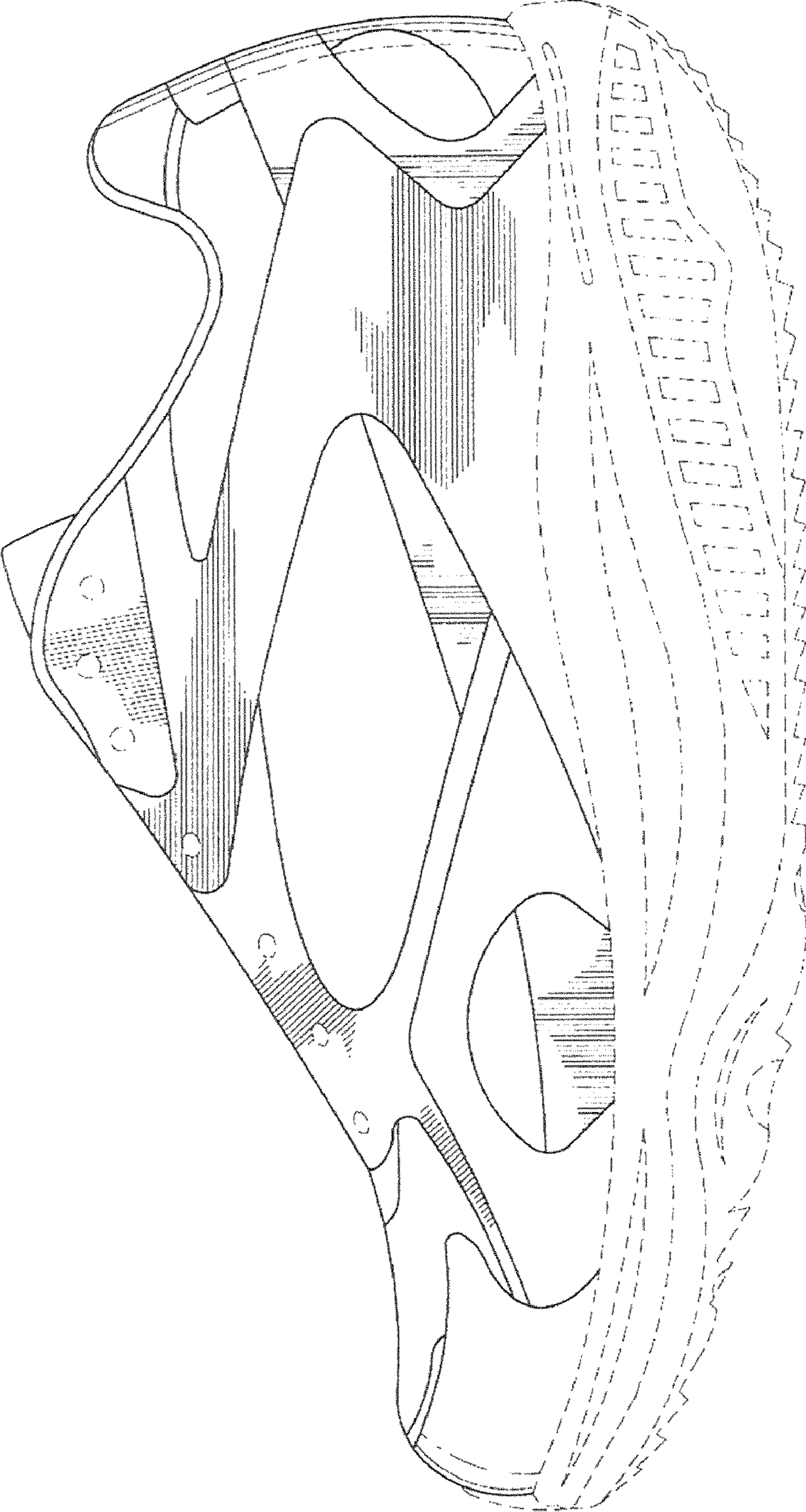


FIG. 3

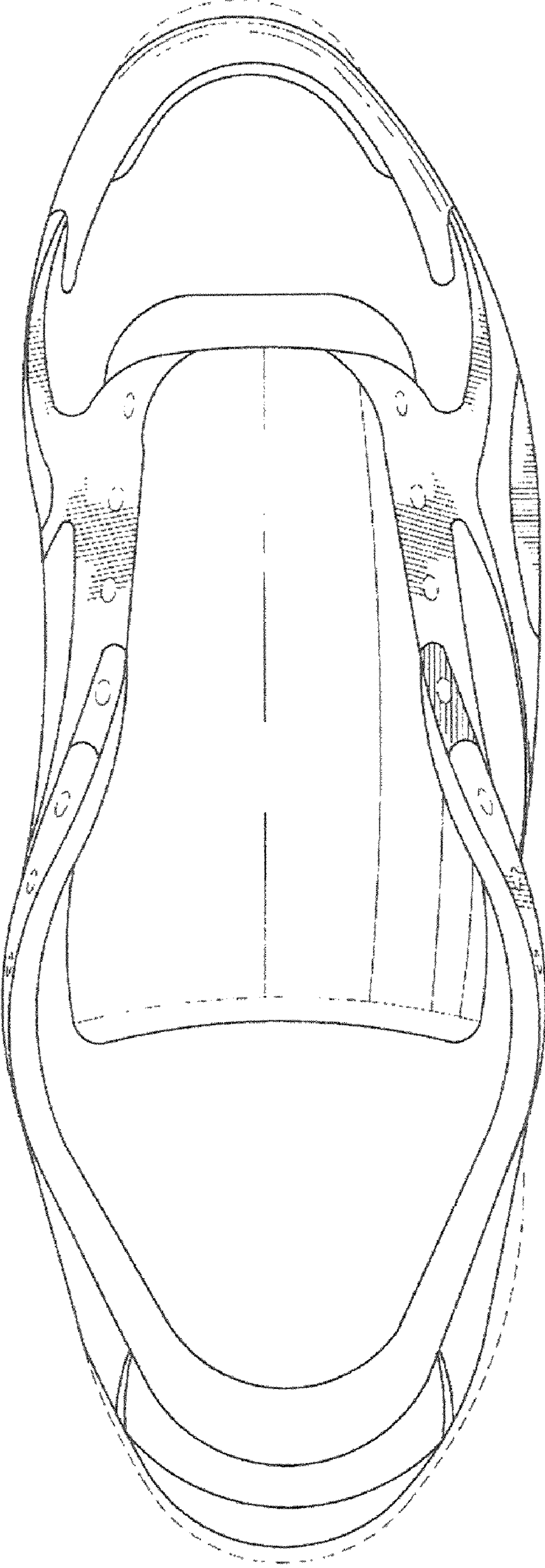


FIG. 4

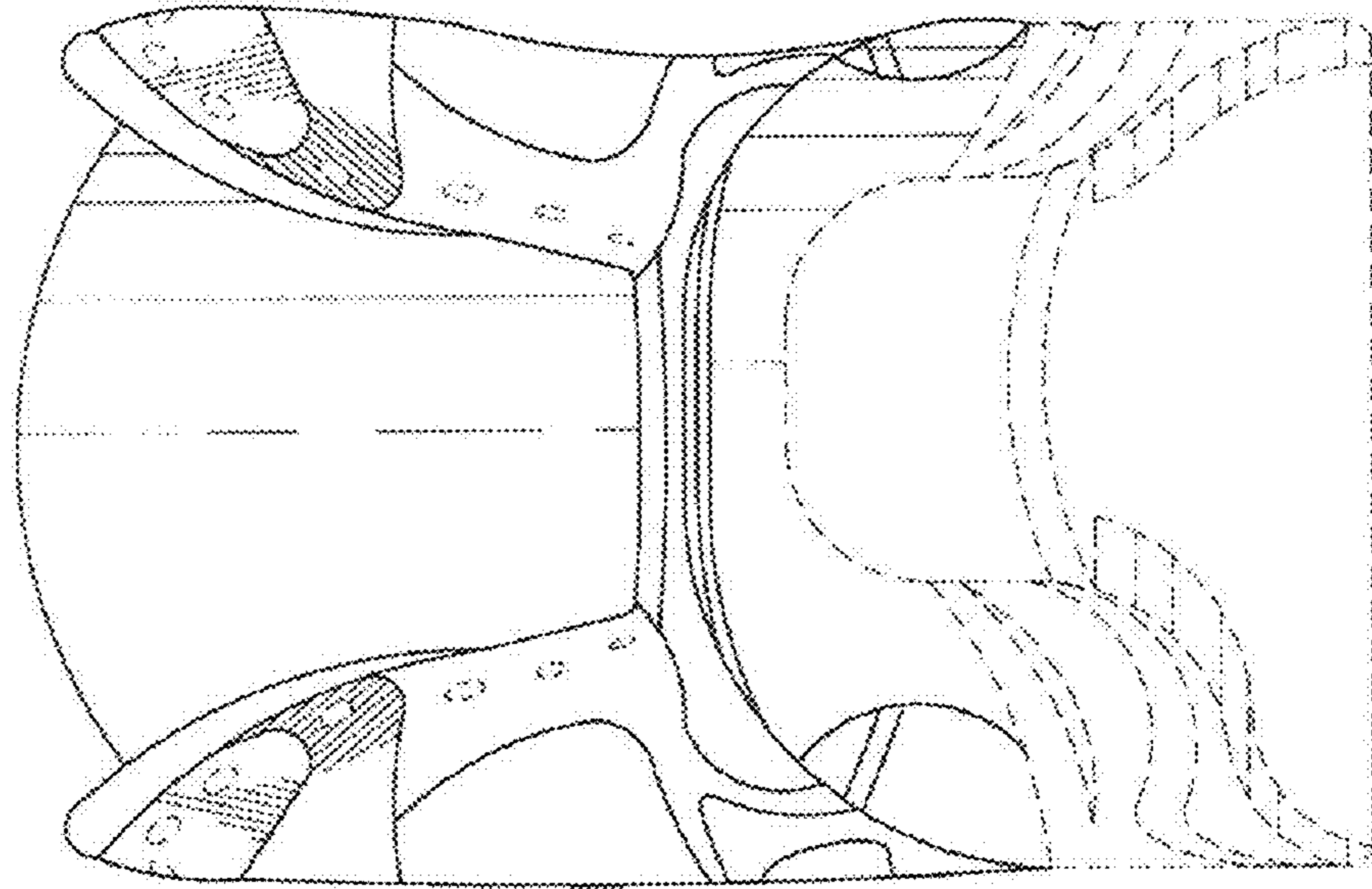


FIG. 6

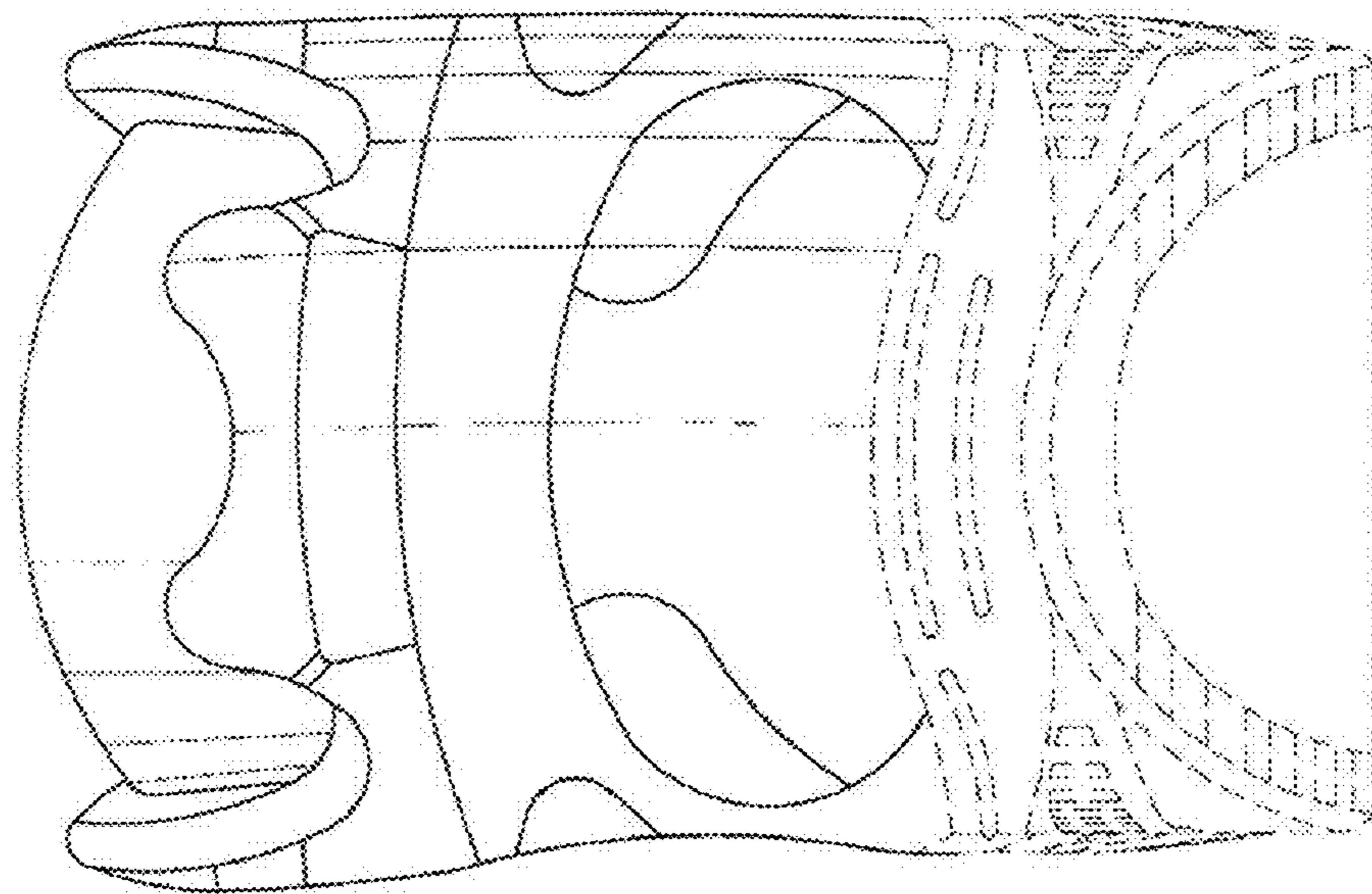


FIG. 5