



US00D624735S

(12) **United States Design Patent**
Raysse

(10) **Patent No.:** **US D624,735 S**
(45) **Date of Patent:** **** Oct. 5, 2010**

- (54) **PERIPHERY OF AN OUTSOLE**
- (75) Inventor: **David Raysse**, Los Angeles, CA (US)
- (73) Assignee: **Skechers U.S.A., Inc. II**, Manhattan Beach, CA (US)
- (**) Term: **14 Years**
- (21) Appl. No.: **29/363,871**
- (22) Filed: **Jun. 15, 2010**

- D511,617 S * 11/2005 Matis D2/977
- D512,818 S * 12/2005 Mitani et al. D2/977
- D514,288 S 2/2006 Burg
- D516,786 S 3/2006 Besanceney, III
- D518,285 S * 4/2006 Schoenborn et al. D2/977
- D520,722 S 5/2006 Hlavacs
- D524,018 S 7/2006 Deas
- D542,522 S 5/2007 Fujita et al.
- D555,348 S * 11/2007 Bettencourt D2/977
- D555,891 S * 11/2007 Bettencourt D2/977
- D559,509 S * 1/2008 Hayes D2/977
- D575,944 S 9/2008 Pauk
- D578,289 S 10/2008 Schoenborn
- D578,744 S 10/2008 Earle
- D579,640 S 11/2008 Duffy
- D582,133 S 12/2008 Del Biondi
- D607,188 S 1/2010 Teteriatnikov
- D607,633 S * 1/2010 Mongelli D2/947
- D614,837 S 5/2010 Teteriatnikov

Related U.S. Application Data

- (62) Division of application No. 29/356,471, filed on Feb. 25, 2010, now Pat. No. Des. 619,793.
- (51) **LOC (9) Cl.** **02-99**
- (52) **U.S. Cl.** **D2/946; D2/947**
- (58) **Field of Classification Search** D2/896, D2/902, 906, 908, 943, 944, 946, 947, 977; 36/25 R-25 A
See application file for complete search history.

* cited by examiner

Primary Examiner—Dominic Simone
(74) *Attorney, Agent, or Firm*—Marshall A. Lerner; Marvin H. Kleinberg; Kleinberg & Lerner, LLP

(56) **References Cited**

U.S. PATENT DOCUMENTS

- D321,585 S * 11/1991 Rogers D2/977
- D333,207 S * 2/1993 Smith D2/977
- D345,243 S * 3/1994 Hatfield D2/977
- D411,242 S 6/1999 Link
- D423,201 S * 4/2000 Wilson D2/947
- D438,368 S 3/2001 Akhidime
- D469,598 S * 2/2003 Wilson D2/947
- D473,047 S * 4/2003 Wilson D2/977
- D492,096 S 6/2004 Sanchez et al.
- D492,472 S 7/2004 Ortuno Santa
- D494,747 S 8/2004 Langevin et al.
- D495,128 S 8/2004 Avar
- D495,129 S 8/2004 Allen
- D497,473 S 10/2004 Martinez
- D497,708 S 11/2004 Granger et al.
- D500,582 S 1/2005 Robbins et al.
- D500,914 S 1/2005 Ammon

(57) **CLAIM**

The ornamental design for a periphery of an outsole, as shown and described.

DESCRIPTION

FIG. 1 is a perspective view of a periphery of an outsole in accordance with my new design.
 FIG. 2 is a left side view thereof;
 FIG. 3 is a right side view thereof;
 FIG. 4 is a top plan view thereof;
 FIG. 5 is a rear elevation view thereof; and,
 FIG. 6 is a front elevation view thereof.
 Broken lines in the figures are for illustrative purposes only and form no part of the claimed invention.

1 Claim, 5 Drawing Sheets

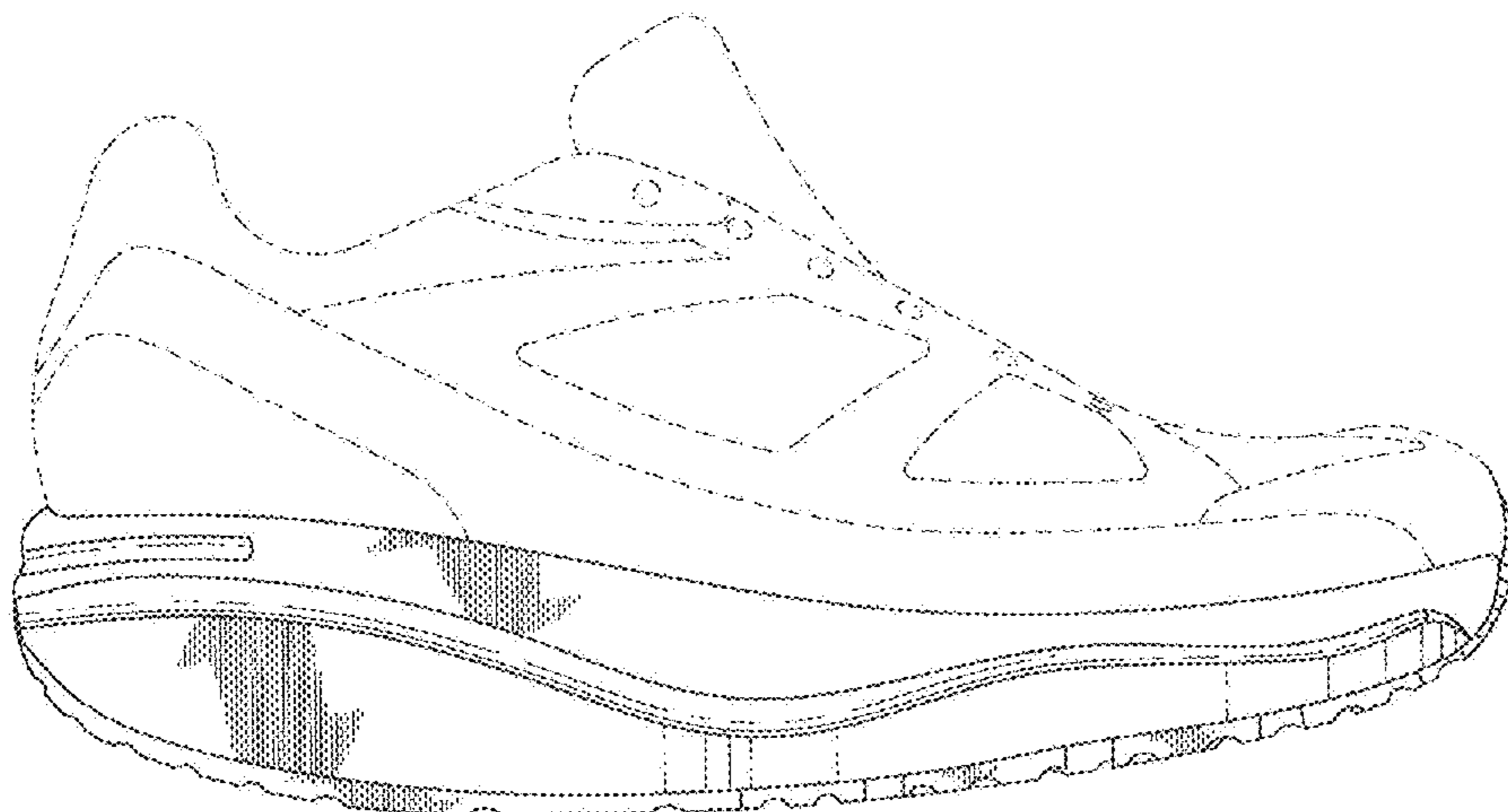


FIG. 1

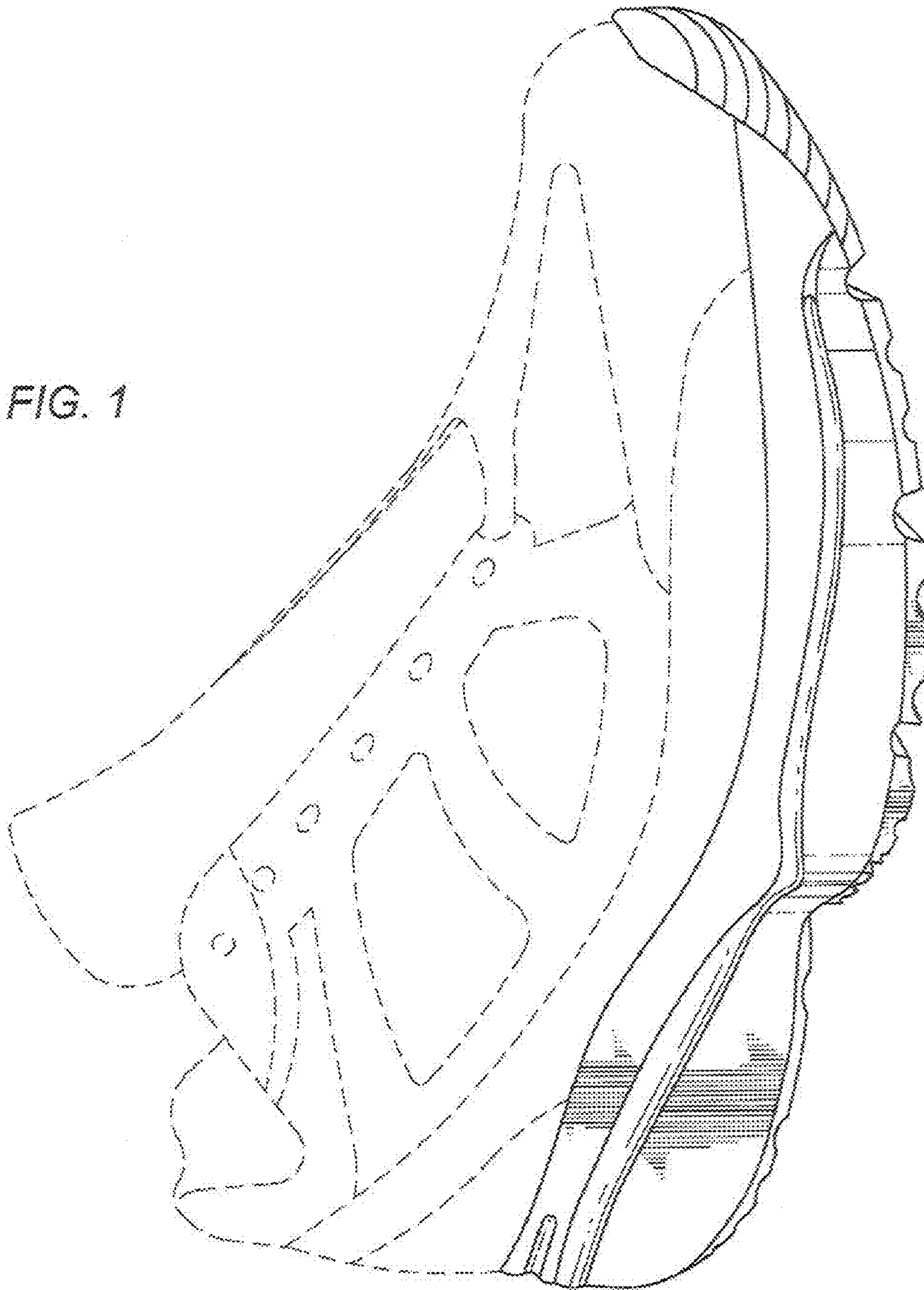


FIG. 2

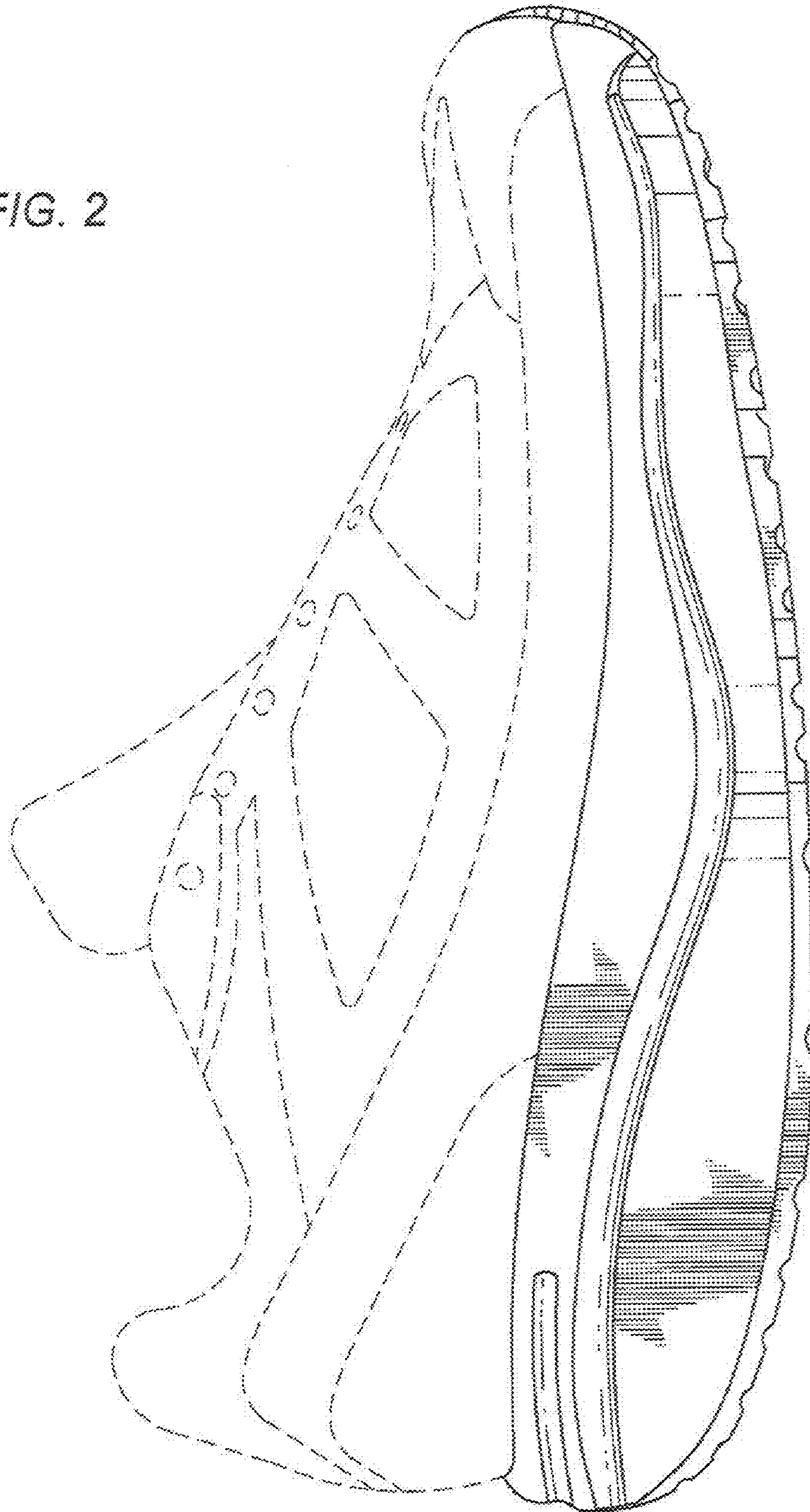


FIG. 3

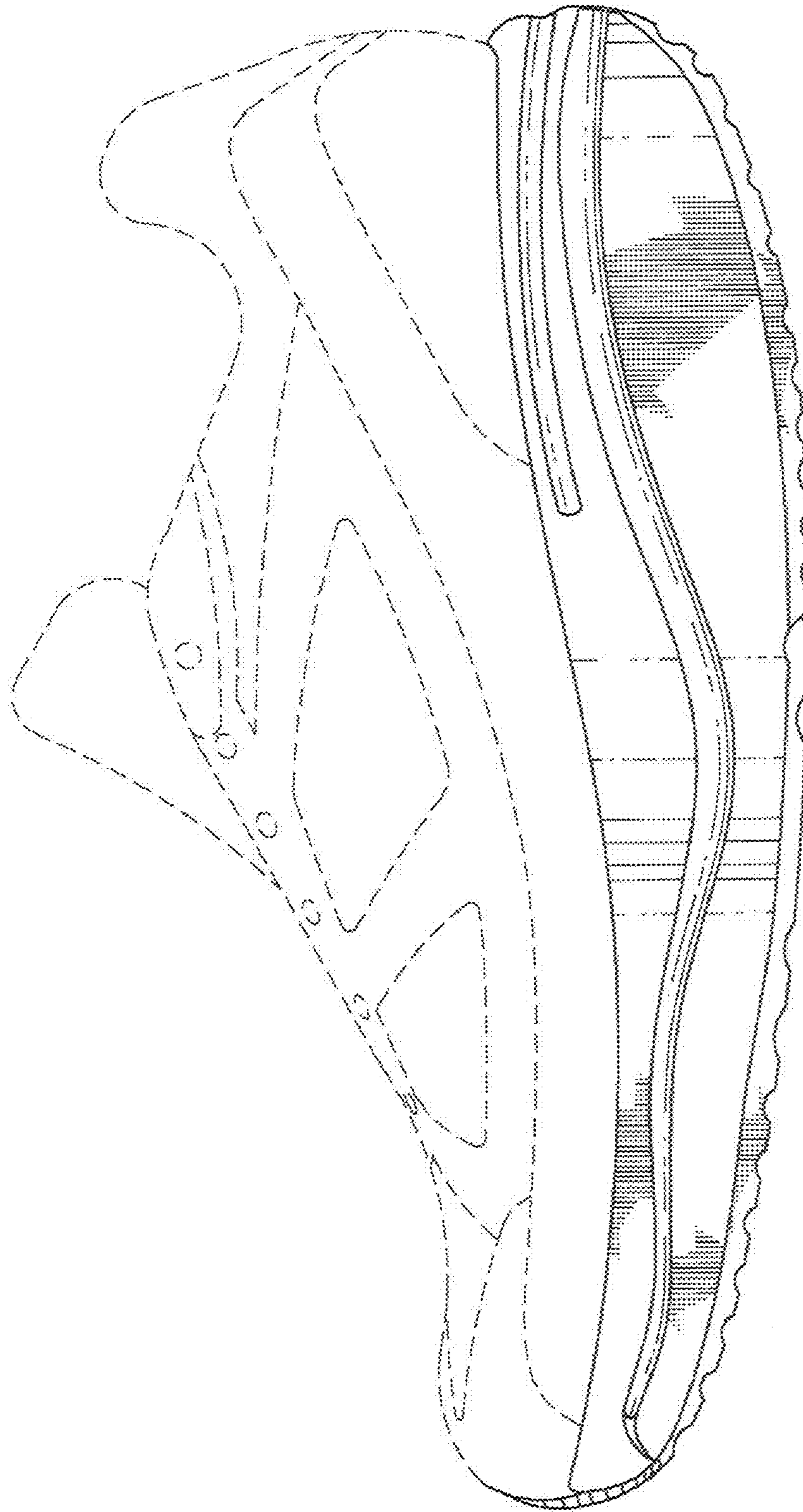


FIG. 4

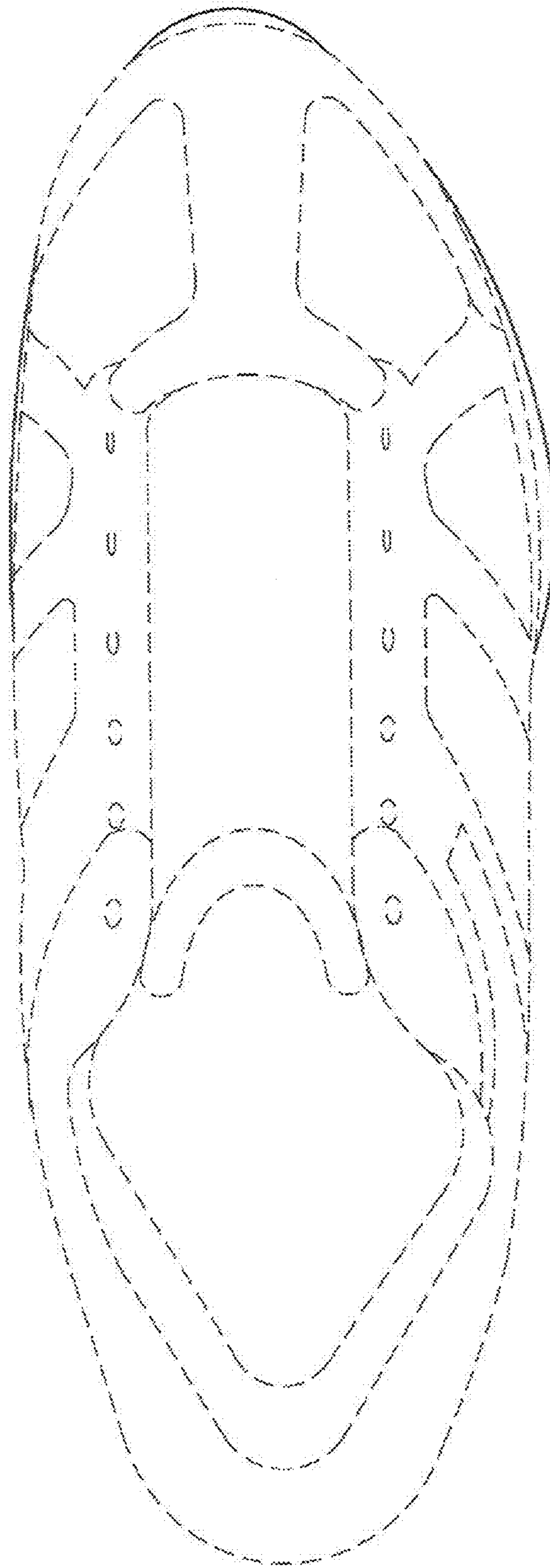


FIG. 6

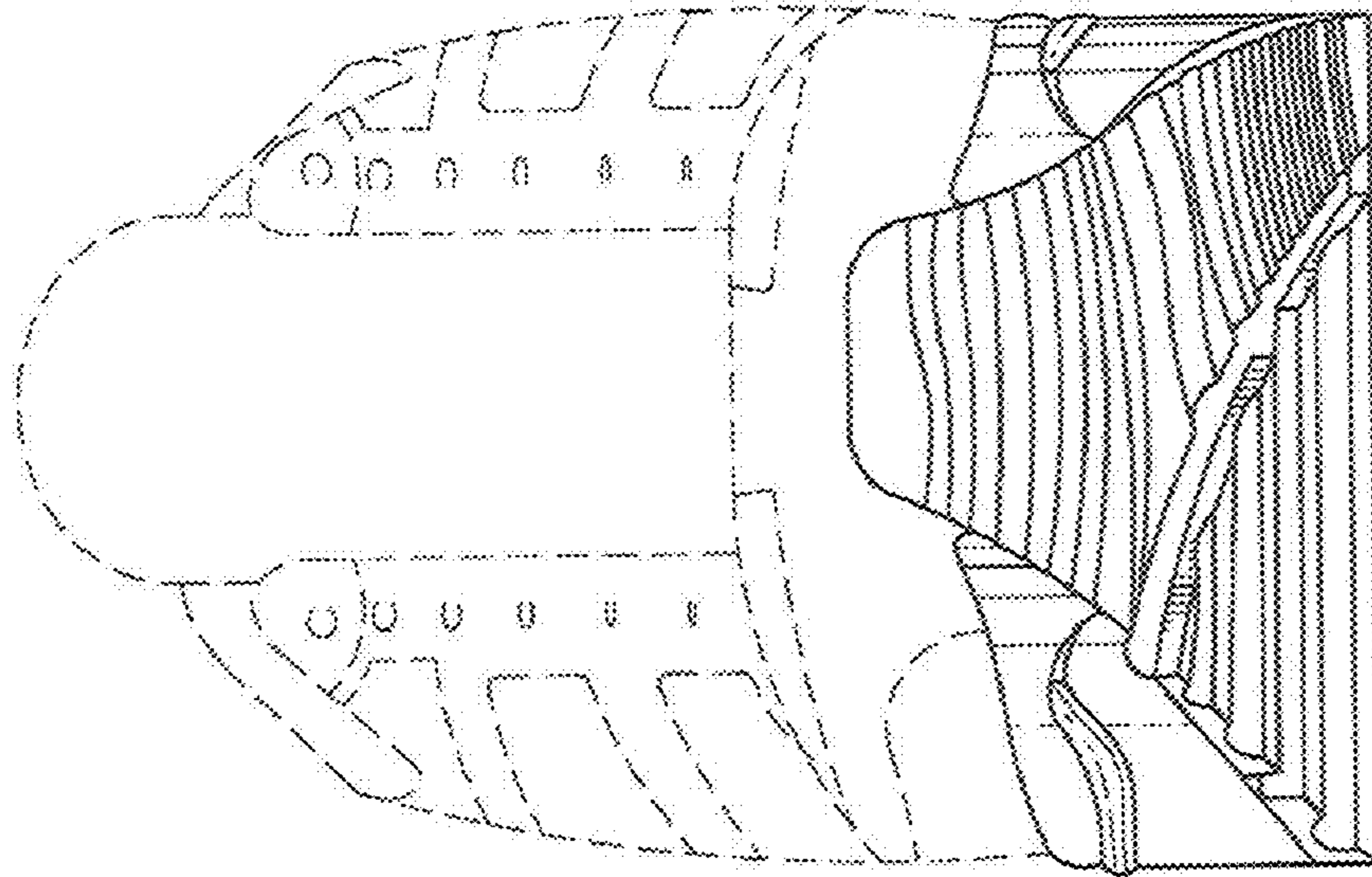


FIG. 5

