



US00D624730S

(12) **United States Design Patent**  
**Domazetovska**

(10) **Patent No.:** **US D624,730 S**  
(45) **Date of Patent:** **\*\* Oct. 5, 2010**

(54) **CONVERTIBLE NECK WARMER AND HEAD BAND**

4,918,757 A \* 4/1990 Janssen et al. .... 2/171

(76) Inventor: **Elida Domazetovska**, 10 Edison St.,  
Staten Island, NY (US) 10306

(Continued)

(\*\*) Term: **14 Years**

*Primary Examiner*—Elizabeth A Albert  
*Assistant Examiner*—Karen E Eldridge Powers  
(74) *Attorney, Agent, or Firm*—Mary A. Whiting

(21) Appl. No.: **29/349,459**

(22) Filed: **Apr. 5, 2010**

(51) **LOC (9) Cl.** ..... **02-03**

(52) **U.S. Cl.** ..... **D2/875**

(58) **Field of Classification Search** ..... D2/500,  
D2/501, 865, 866, 875, 877, 881, 894; 2/40,  
2/41.1, 43, 47, 56, 91, 141.1, 171, 172, 174,  
2/175.1, 181, 181.2, 181.4, 181.6, 181.8,  
2/182.1, 182.2, 182.3, 182.4, 182.5, 182.6,  
2/182.7, 182.8, 195.8, 203, 207, 209.11,  
2/209.4, DIG. 11; 24/40, 41.1, 43, 47, 56,  
24/91, 141.1; 132/274

See application file for complete search history.

(56) **References Cited**

U.S. PATENT DOCUMENTS

117,158	A *	7/1871	Dolan	2/202
1,396,204	A *	11/1921	Hess et al.	2/131
1,532,750	A *	4/1925	Joha	2/172
1,611,771	A *	12/1926	Nathan	2/181.4
1,626,433	A *	4/1927	Siner	132/273
1,757,861	A *	5/1930	Halperin	2/141.1
1,992,904	A *	2/1935	Preston	602/17
2,038,398	A *	4/1936	Wengen	2/195.8
2,185,306	A *	1/1940	Marks	2/209.3
2,247,272	A *	6/1941	Becher	2/91
2,725,572	A *	12/1955	Marcellus	2/207
2,783,474	A *	3/1957	Campagna et al.	2/171
3,088,119	A *	5/1963	Grant	2/207
3,428,963	A *	2/1969	Centeck	2/133
3,439,360	A *	4/1969	Grubman	2/155
3,441,032	A *	4/1969	Barrett	132/275
4,465,232	A *	8/1984	Field	239/36
4,654,897	A *	4/1987	Rosaen	2/207
4,788,722	A *	12/1988	Oliver	2/207

(57) **CLAIM**

I claim, the ornamental design for a convertible neck warmer and head band, as shown and described.

**DESCRIPTION**

FIG. 1 is a top plan view of the convertible neck warmer and head band of my design, shown in flattened state;

FIG. 2 is a front elevation view thereof, the rear elevation view being a mirror image thereof;

FIG. 3 is a right elevation view thereof;

FIG. 4 is a left elevation view thereof;

FIG. 5 is a bottom plan view thereof;

FIG. 6 is a perspective view of the invention of FIG. 1, shown being worn as a head band;


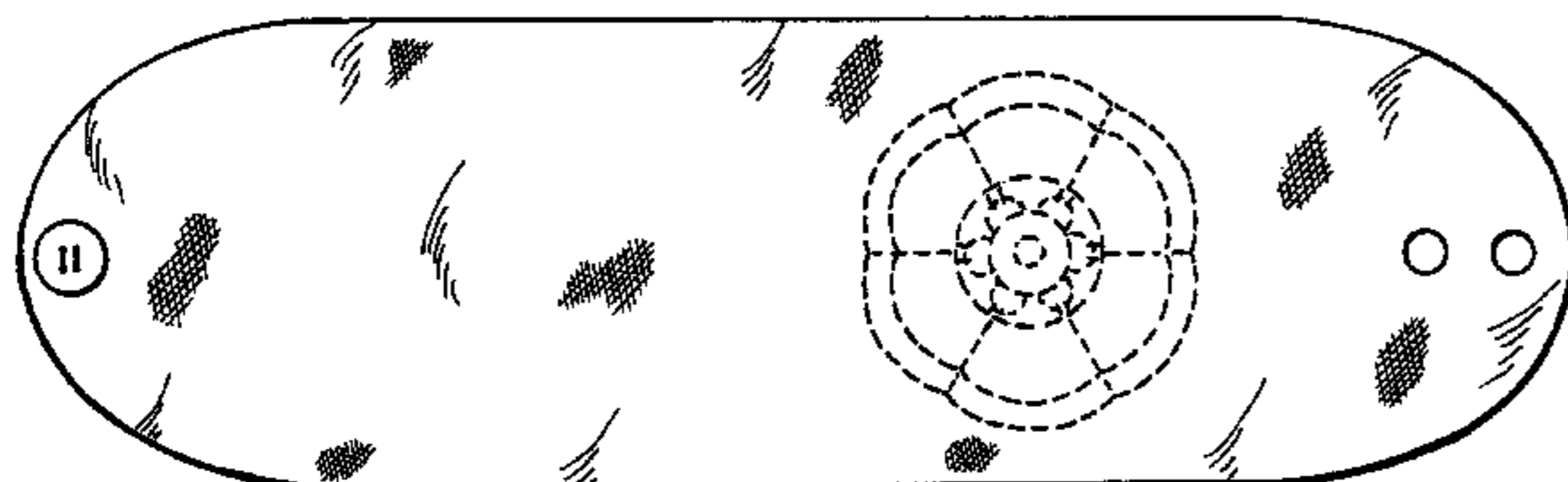
FIG. 7 is a perspective view of the invention of FIG. 1, shown being worn as a neck warmer; and,

FIG. 8 is a perspective view of the invention of FIG. 1, shown as an attachment to a handbag.

The flower like feature shown in broken lines in FIGS. 1, 2, 3, 4, 5, 6, 7 and 8 illustrates a feature of the article that forms no parts of the claimed design. The human form shown in broken lines in FIGS. 6 and 7, as well as the handbag in FIG. 8 shown in broken lines, are meant to illustrate the claimed design while in use, and form no part of the claim.

The intermittent areas of cross-hatching in the drawings represent the texture of fabric, and are understood to uniformly cover the entirety of the underlying surface to which they are applied.

**1 Claim, 4 Drawing Sheets**



# US D624,730 S

Page 2

---

## U.S. PATENT DOCUMENTS

4,928,711 A *	5/1990	Williams	.....	5/628	6,263,512 B1 *	7/2001	LeDonne	.....	2/171
4,942,627 A *	7/1990	Copprue	.....	2/207	D465,883 S *	11/2002	Moher	.....	D28/41
5,025,508 A *	6/1991	Duncan	.....	2/207	D475,140 S *	5/2003	Anderson	.....	D24/191
5,115,517 A *	5/1992	Ferguson et al.	.....	2/203	7,231,670 B2	6/2007	Chang		
D340,345 S *	10/1993	Russell	.....	D2/894	D550,369 S *	9/2007	Stark	.....	D24/191
D374,971 S *	10/1996	Park	.....	D2/823	7,467,422 B2	12/2008	Bugarin		
D417,526 S *	12/1999	Yu	.....	D28/39	2005/0066421 A1 *	3/2005	Brundage	.....	2/209.3
					2006/0010569 A1 *	1/2006	Tawfik	.....	2/207

\* cited by examiner

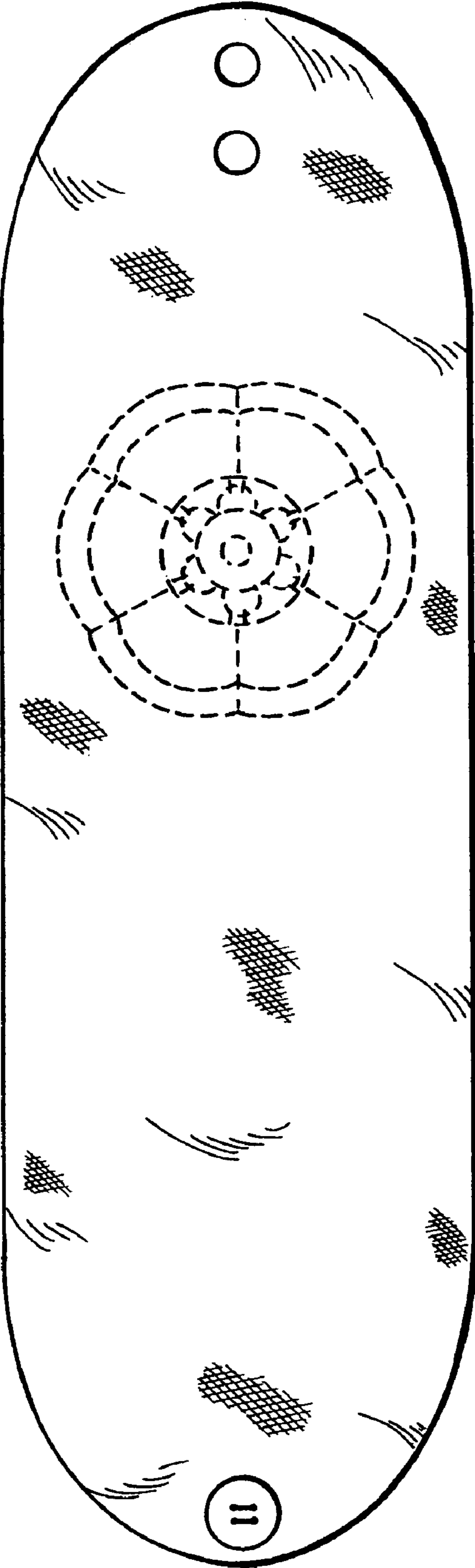


FIG. 1



FIG. 2

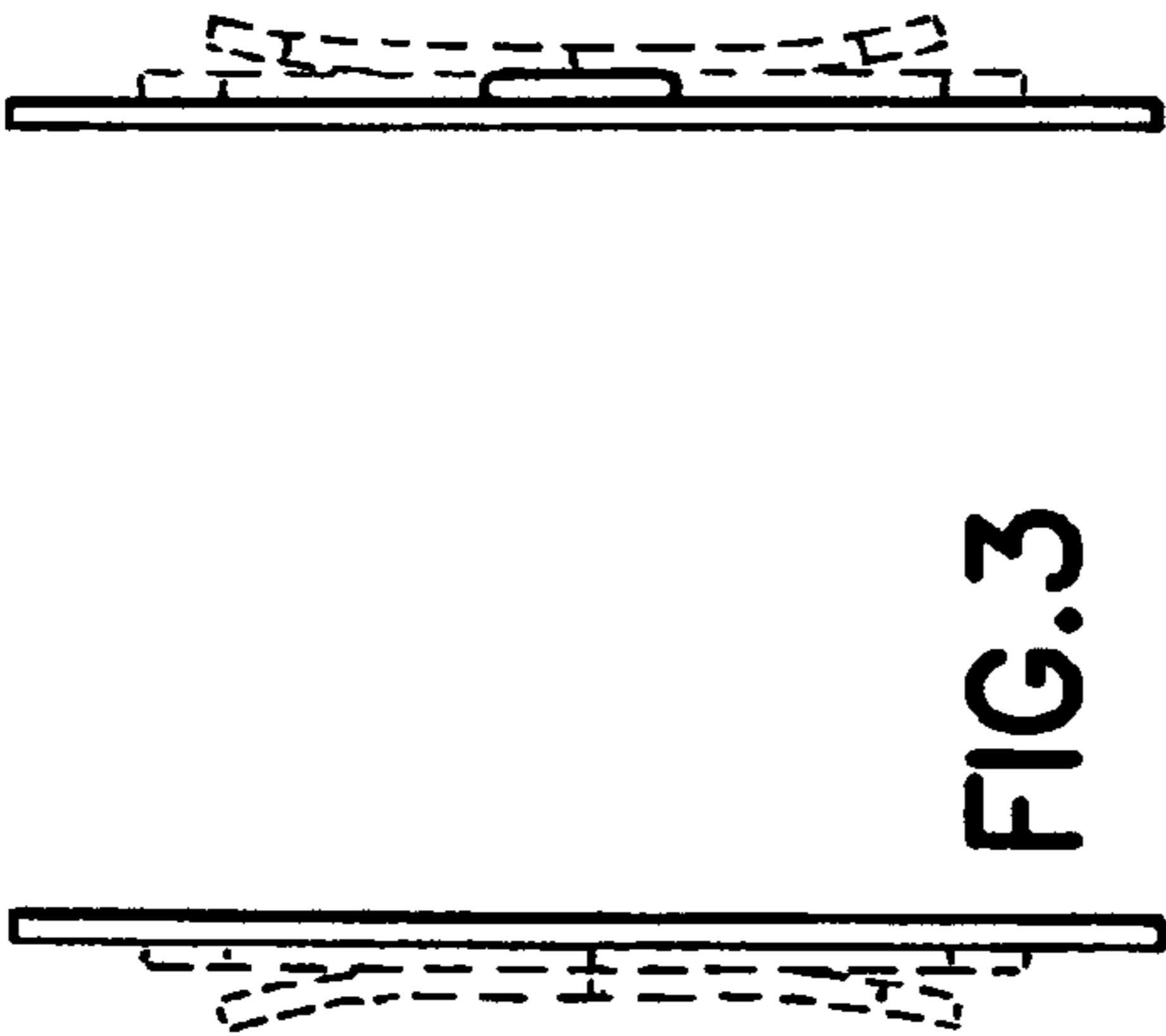
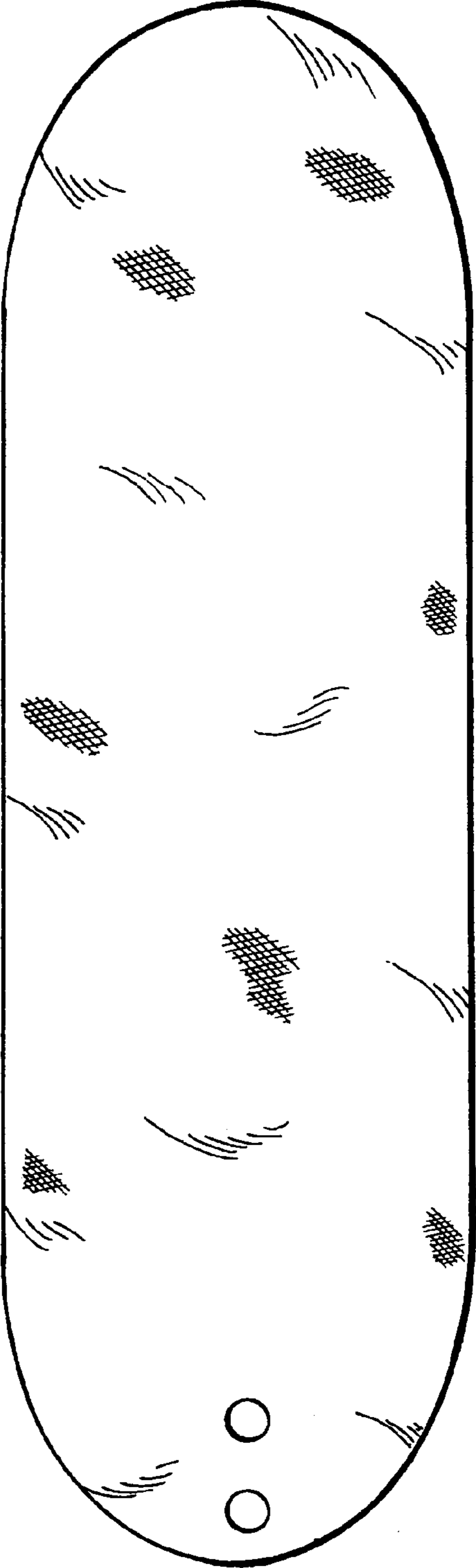


FIG. 4

FIG. 3

FIG. 5



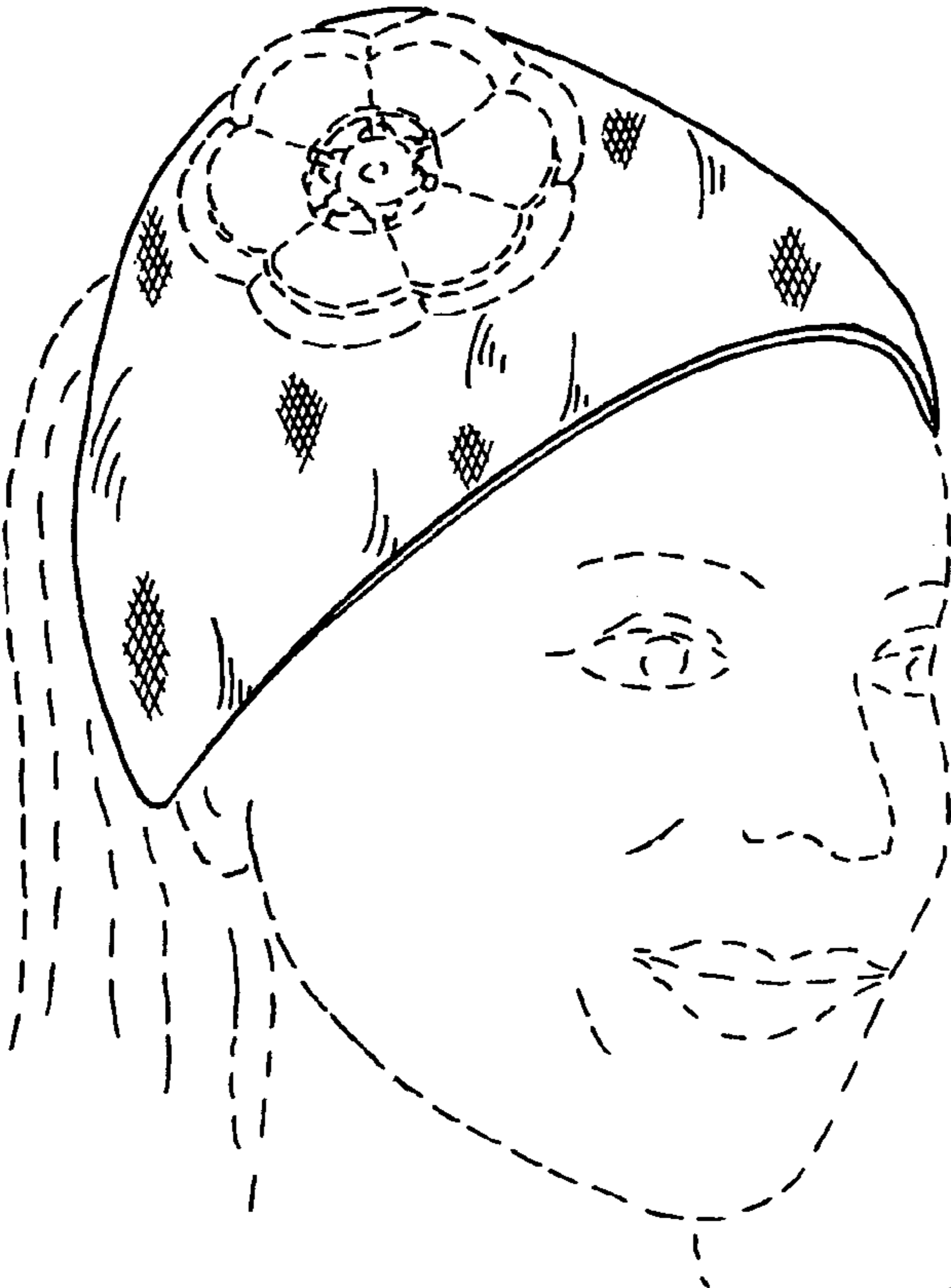


FIG. 6

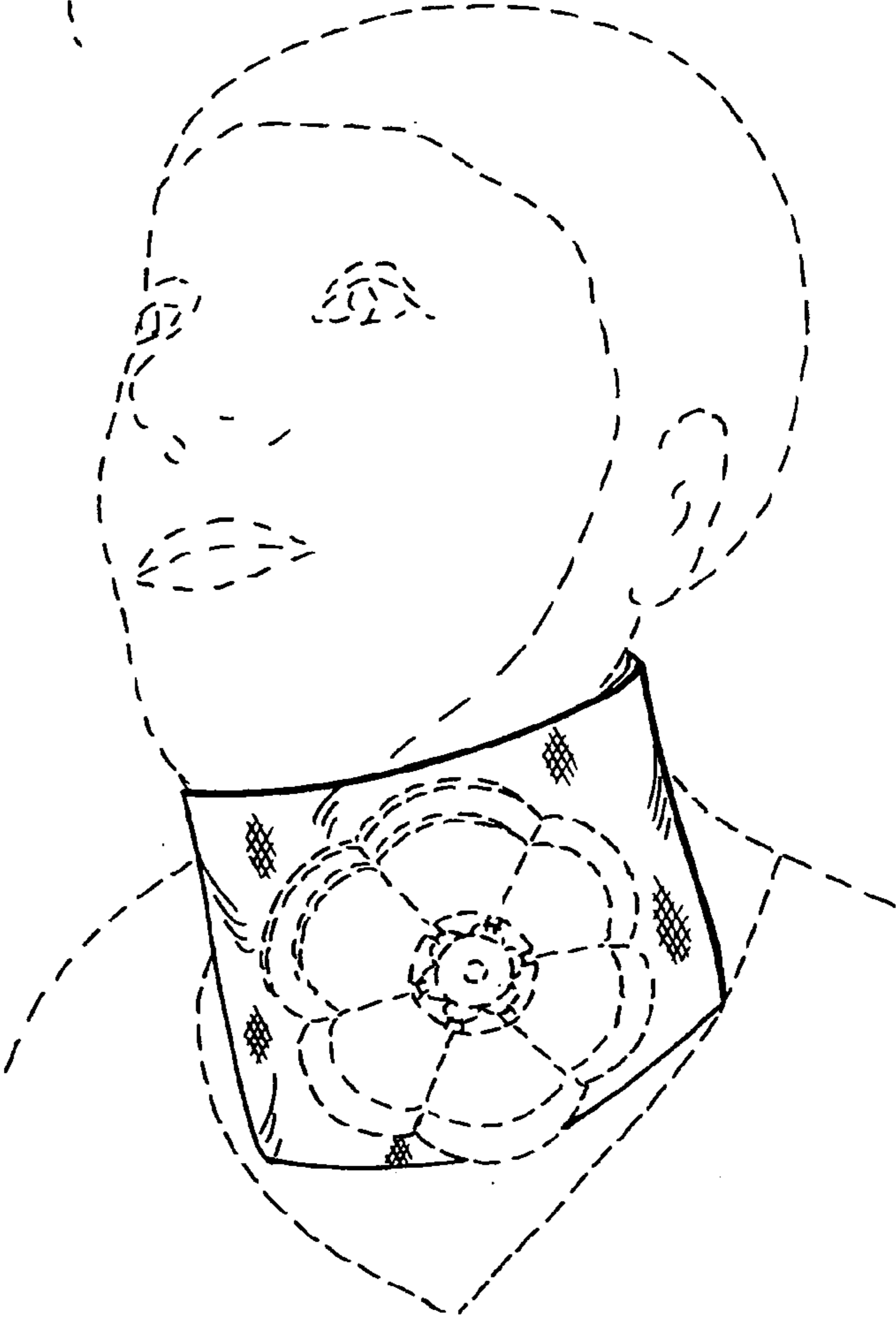


FIG. 7

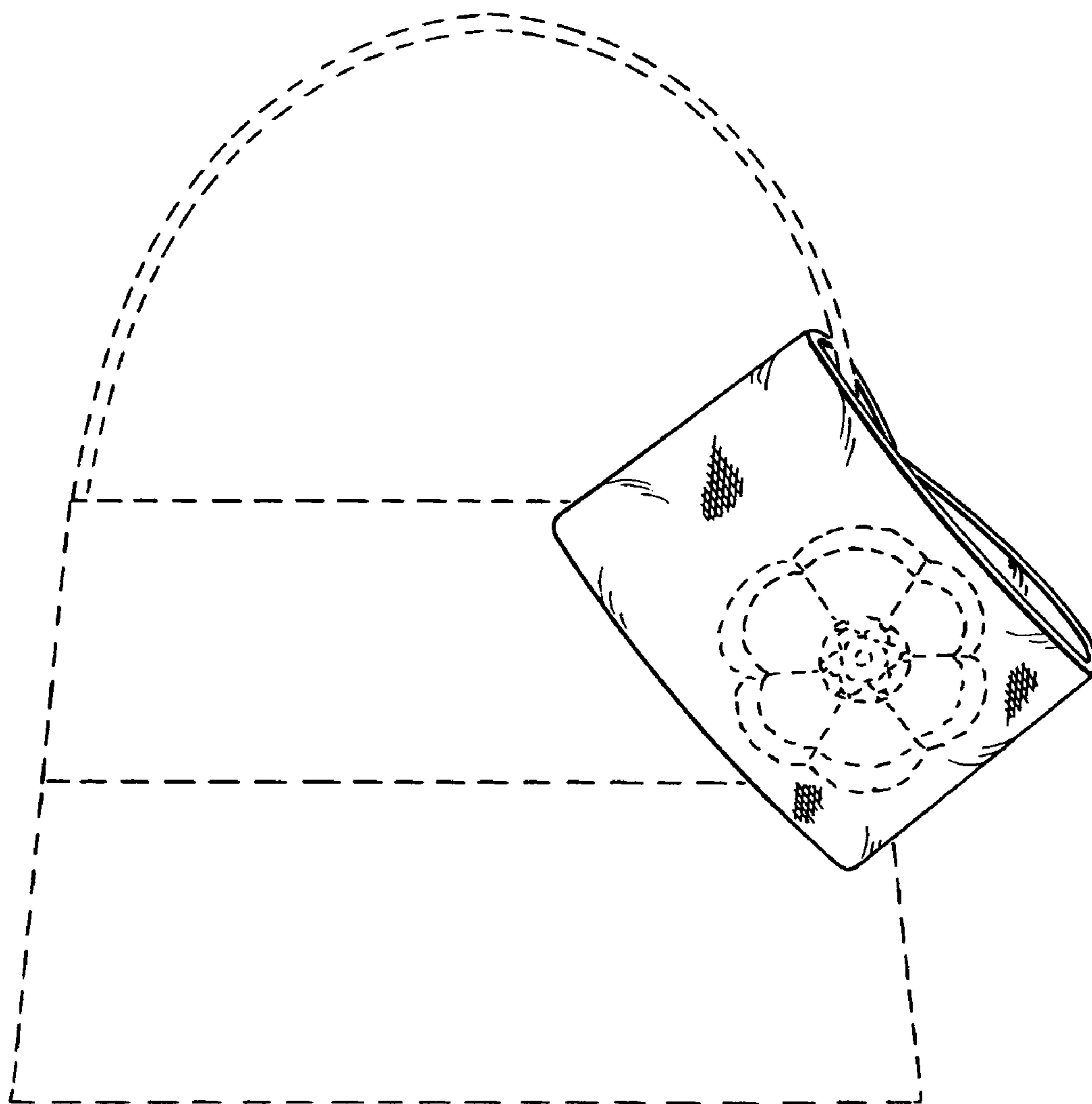


FIG.8