



US00D624728S

(12) **United States Design Patent**
Cooper

(10) **Patent No.:** **US D624,728 S**

(45) **Date of Patent:** **** Oct. 5, 2010**

(54) **T-SHIRT**

2009/0126073 A1* 5/2009 Lovett 2/115

(76) **Inventor:** **Danny A. Cooper**, 463 E. 18th St., Apt. #1, Paterson, NJ (US) 07514

OTHER PUBLICATIONS

(**) **Term:** **14 Years**

Zazzle.com. http://www.zazzle.com/all_aces_playing_cards_mens_t_shirt-235925342163146843. Date Unknown: Viewed Jul. 2010. "All Aces" Men's T-shirt.*

(21) **Appl. No.:** **29/357,381**

Angrist Studios. http://www.angristore.com/win-without-risk-ul13-vintage-t-shirt?task=viewinfo&inc_subcat=1&manufacturers_id=50&azrefine=1&search_in_description=1&sort=20a&pid=886&number_of_uploads=0. Date Unknown: Viewed Jul. 2010. "Win Without Risk UL13 Vintage T-Shirt".*

(22) **Filed:** **Mar. 11, 2010**

FreeMagicTricks4u Store. <http://www.cafepress.com/freemagictricks.283306962>. Date Unknown: Viewed Jul. 2010. Classic Card Trick Fitted T-Shirt.*

(51) **LOC (9) Cl.** **02-02**

(52) **U.S. Cl.** **D2/717**

(58) **Field of Classification Search** D2/717,
D2/750, 751, 841, 844; 2/106, 108, 113,
2/115

* cited by examiner

See application file for complete search history.

Primary Examiner—Stella M Reid

Assistant Examiner—Rashida Johnson

(56) **References Cited**

(57) **CLAIM**

U.S. PATENT DOCUMENTS



The ornamental design for a T-shirt, as shown and described.

3,449,765	A *	6/1969	Beard et al.	2/113
3,484,974	A	12/1969	Culmone		
D255,169	S	6/1980	McCue		
4,838,965	A	6/1989	Bussard		
5,481,758	A	1/1996	Gabler		
5,544,365	A	8/1996	Mondy		
D443,402	S	6/2001	Easton		
D493,023	S	7/2004	Thompson		
D513,119	S	12/2005	Hunter, Jr. et al.		
D560,880	S	2/2008	Bruce		
D581,131	S *	11/2008	Rhodes	D2/717
D597,258	S *	7/2009	Szeles	D29/101.3
D600,879	S *	9/2009	Accardi	D2/717
2007/0180596	A1 *	8/2007	Shelton	2/113

DESCRIPTION

FIG. 1 is a front view of a T-shirt showing my new design;
FIG. 2 is a back view thereof;
FIG. 3 is a side view (opposite side view is mirror image) thereof;
FIG. 4 is a top view thereof; and,
FIG. 5 is a bottom view thereof.

1 Claim, 4 Drawing Sheets



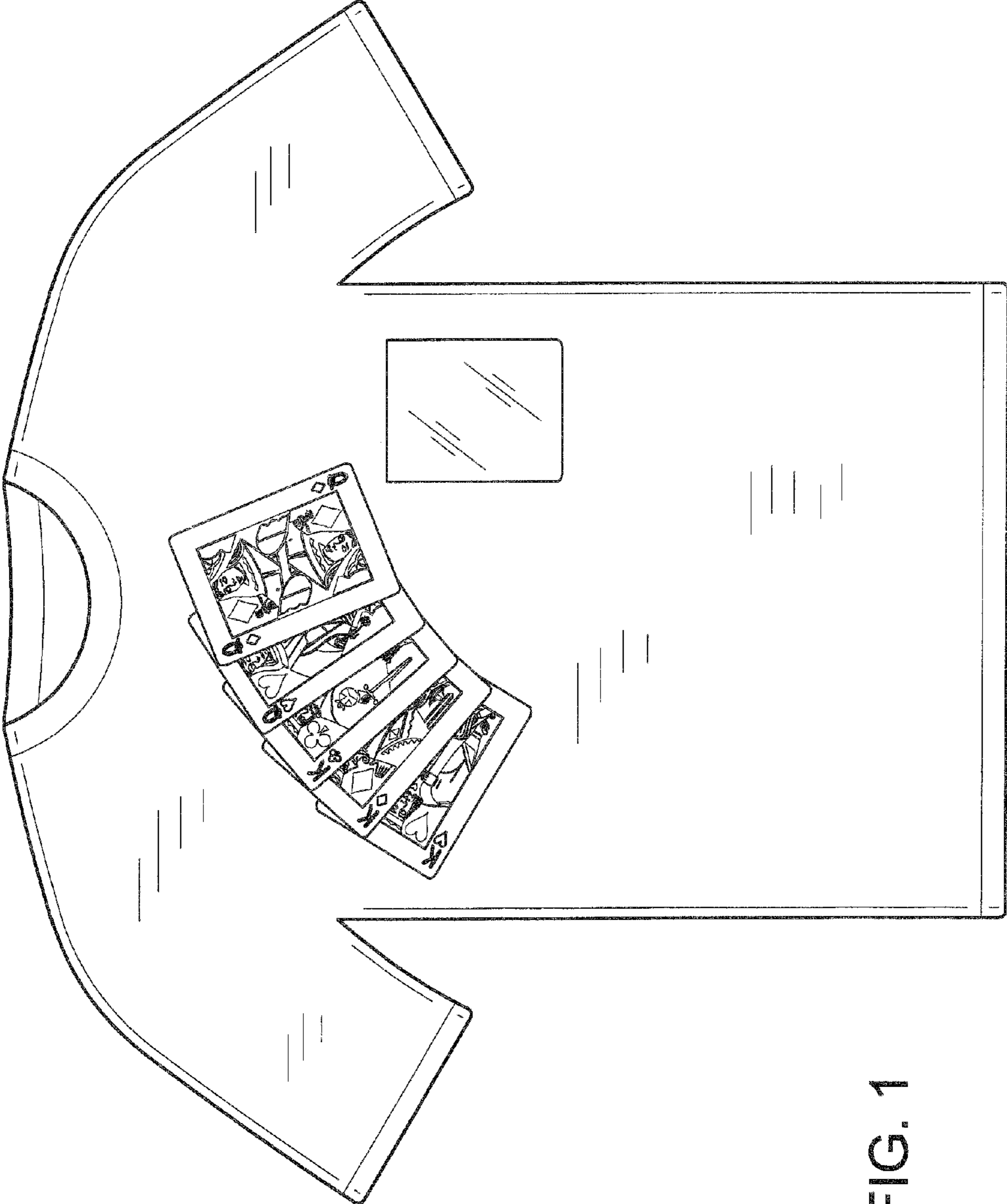


FIG. 1

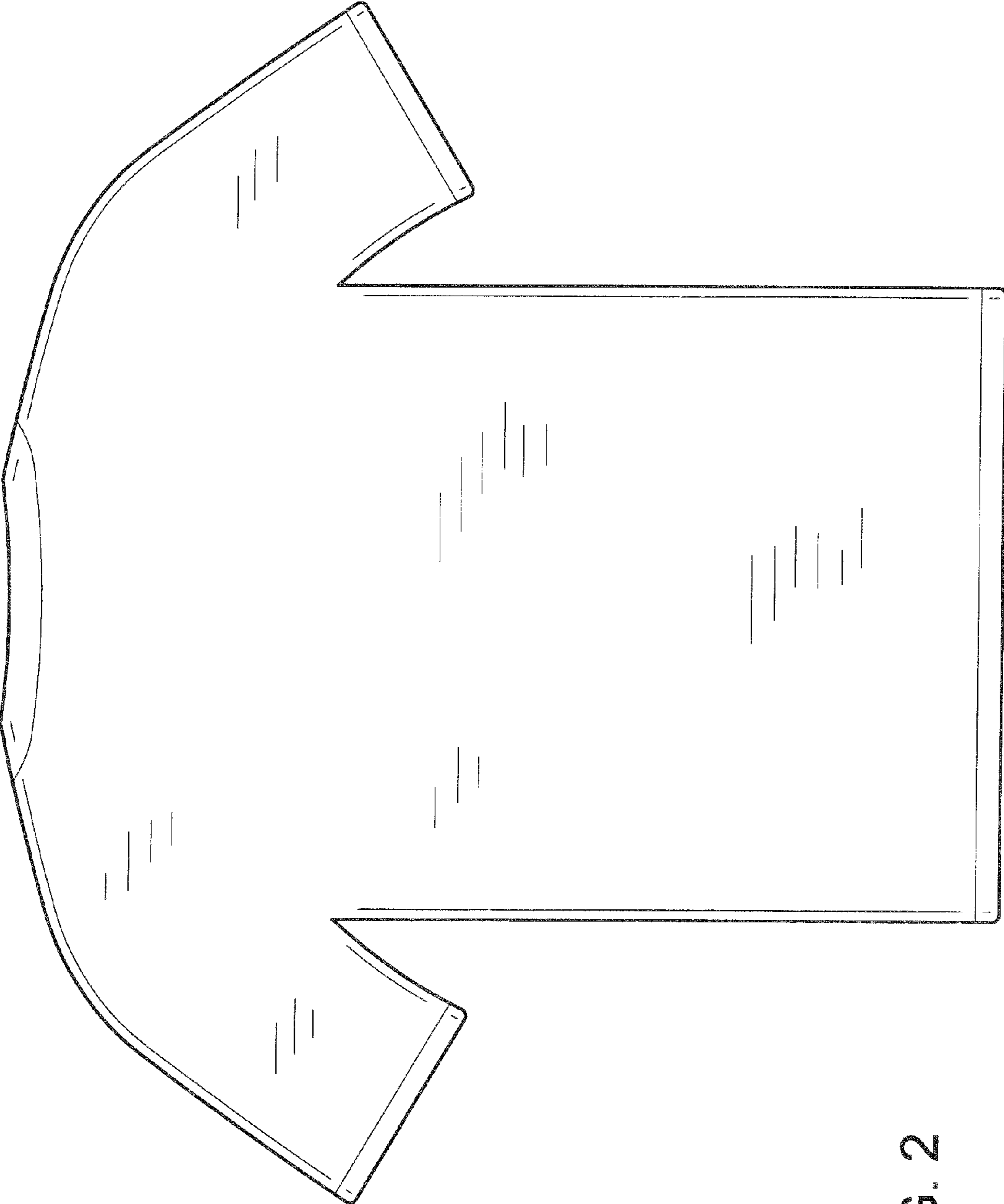


FIG. 2



FIG. 3

FIG. 4



FIG. 5

