

US00D624719S

(12) **United States Design Patent**  
**Last**

(10) **Patent No.:** **US D624,719 S**

(45) **Date of Patent:** **\*\* Sep. 28, 2010**

(54) **COMBINED TICKET SCRAPER AND RESIDUE COLLECTOR**

(76) Inventor: **Joyce Last**, 648 Davis Drive, Kingston, ON (CA) K7M 7X4

(\*\*) Term: **14 Years**

(21) Appl. No.: **29/307,326**

(22) Filed: **Apr. 14, 2008**

(51) **LOC (9) Cl.** ..... **08-05**

(52) **U.S. Cl.** ..... **D32/46**

(58) **Field of Classification Search** ..... D32/46,  
D32/49, 40; D7/688, 693, 695, 696; 15/236.01,  
15/236.02, 236.06, 236.07, 236.08, 236.09,  
15/236.05, 105; 30/169, 171, 172, 164.9;  
D8/9, 11

See application file for complete search history.

(56) **References Cited**

U.S. PATENT DOCUMENTS

D51,662 S *	1/1918	Smith	.....	D11/109
D151,288 S *	10/1948	Schwarz	.....	D11/82
4,793,061 A	12/1988	Rizzo, Jr.		
D301,563 S *	6/1989	Miller et al.	.....	D11/84
D302,880 S	8/1989	Terry		
D311,817 S *	11/1990	Bernier	.....	D3/210
D323,045 S *	1/1992	Gabler	.....	D32/46
D323,792 S *	2/1992	Scotti	.....	D11/84
5,127,720 A	7/1992	Shultz		
5,367,959 A	11/1994	Allen et al.		
5,497,525 A	3/1996	Woodgate		
D379,256 S	5/1997	Tipp		
D383,267 S *	9/1997	Emmerth	.....	D32/46
D389,966 S	1/1998	Melodia et al.		
D417,760 S	12/1999	Quackenbush		

D434,888 S	12/2000	Hendricks		
D460,716 S *	7/2002	Bowles	.....	D11/125
6,470,574 B1	10/2002	Strumke, Jr.		
D476,917 S *	7/2003	Gamble	.....	D11/84
D505,846 S *	6/2005	Toma	.....	D8/38
D509,128 S *	9/2005	Kelleghan	.....	D8/356
D581,830 S *	12/2008	Slabaugh	.....	D11/127
D604,661 S *	11/2009	Nichol	.....	D11/87

\* cited by examiner

*Primary Examiner*—Cynthia E Ramirez

(74) *Attorney, Agent, or Firm*—Montgomery Patent and Design; Robert C. Montgomery; Joseph T. Yaksich

(57) **CLAIM**

The ornamental design for a combined ticket scraper and residue collector, as shown and described.

**DESCRIPTION**

FIG. 1 is an environmental perspective view of a combined ticket scraper and residue collector, showing my new design;

FIG. 2 is a front view of said combined ticker scraper and residue collector;

FIG. 3 is a rear view thereof;

FIG. 4 is a right side view of said residue collector with a left side view being a mirror image;

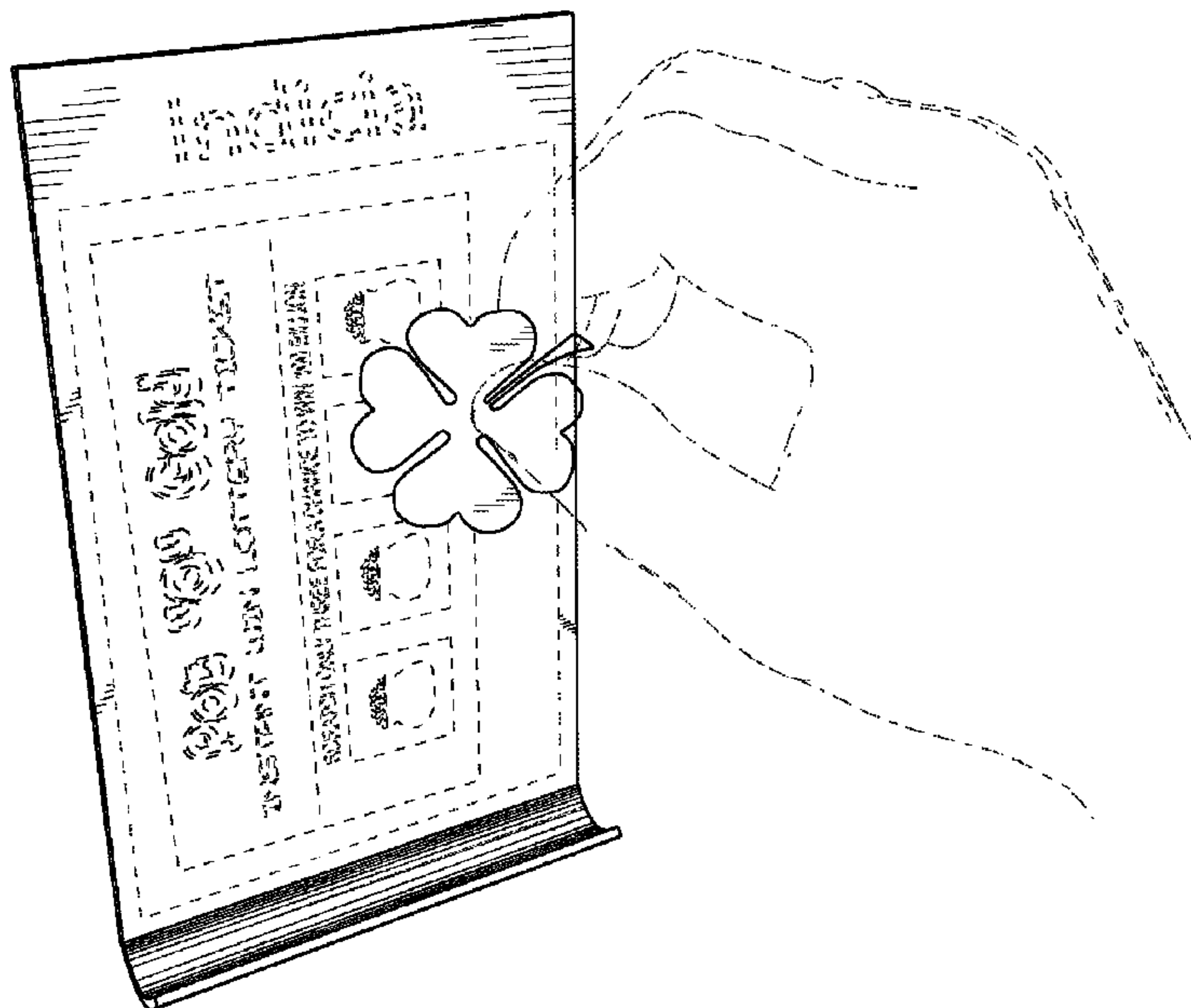
FIG. 5 is a top view thereof; and,

FIG. 6 is a bottom view thereof.

FIGS. 4 through 6 are depicted not showing said ticket scraper for convenience of illustration.

The broken lines in FIG. 1 showing a scratch off lottery ticket and a hand of a user are used for illustrative purposes only and form no part of the claimed design.

**1 Claim, 6 Drawing Sheets**



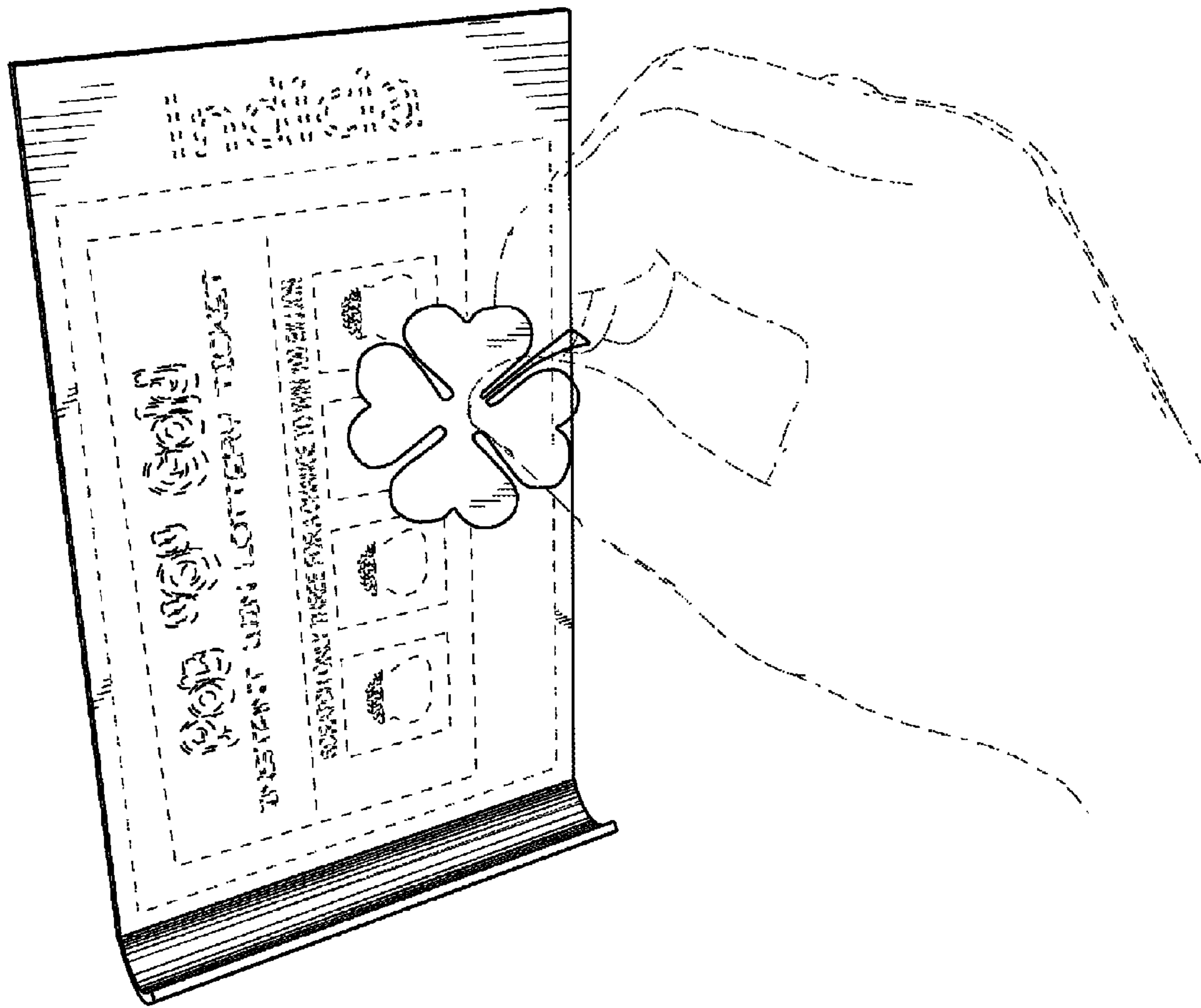


Fig. 1

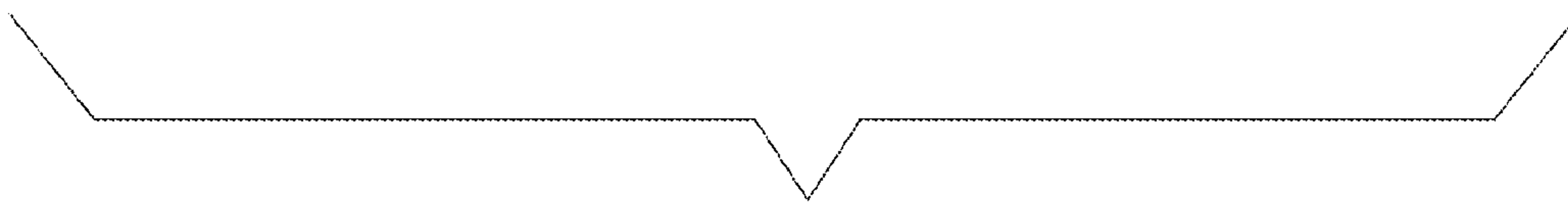




Fig. 2

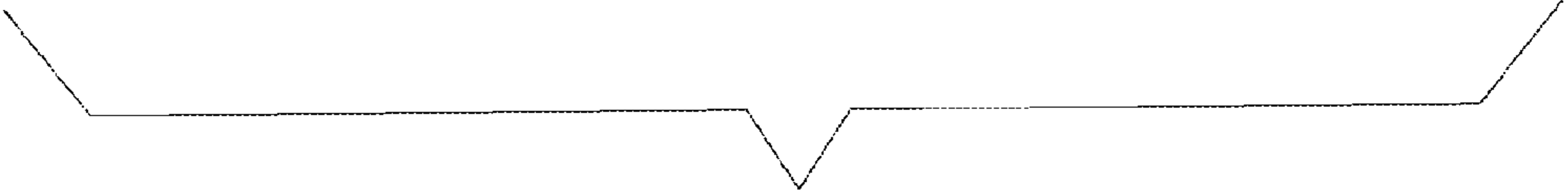




Fig. 3




Fig. 4



Fig. 5



Fig. 6