

US00D624712S

(12) **United States Design Patent**
McCann

(10) **Patent No.:** **US D624,712 S**

(45) **Date of Patent:** **** Sep. 28, 2010**

(54) **ANIMAL TOY RETRIEVER**

(75) Inventor: **Thomas McCann**, Weston, CT (US)

(73) Assignee: **Innovative Design & Sourcing, LLC**,
Milford, CT (US)

(**) Term: **14 Years**

(21) Appl. No.: **29/336,052**

(22) Filed: **Apr. 28, 2009**

(51) **LOC (9) Cl.** **30-99**

(52) **U.S. Cl.** **D30/160**

(58) **Field of Classification Search** D30/119,
D30/160, 162; D1/116-118, 120, 122, 124;
D21/105-406, 408, 465-467, 721; D24/194-195;
119/702, 707, 711; 601/121; 284/19.2
See application file for complete search history.

(56) **References Cited**

U.S. PATENT DOCUMENTS

2,538,325	A *	1/1951	Pfeiffer	294/19.2
2,738,214	A *	3/1956	Zimmers	294/19.2
D202,331	S *	9/1965	Fisher	D30/160
4,313,632	A *	2/1982	King et al.	294/19.2
4,548,590	A *	10/1985	Green	446/120
4,844,526	A *	7/1989	Young	294/19.2
D326,301	S *	5/1992	Burton	D21/721
5,460,366	A *	10/1995	Pugh	294/19.2
D408,948	S *	4/1999	Huettner et al.	D30/160
5,897,417	A *	4/1999	Grey	446/125
6,092,489	A *	7/2000	Huettner et al.	119/707
6,216,640	B1 *	4/2001	Zelinger	119/707
D553,705	S *	10/2007	Barouh	D21/793

7,311,345	B2 *	12/2007	Kerr	294/19.2
D587,411	S *	2/2009	Rezny	D30/160
D587,862	S *	3/2009	Rutherford	D30/160
7,673,913	B2 *	3/2010	Lindh	294/19.2
2003/0221633	A1 *	12/2003	Werde et al.	119/707
2004/0211369	A1 *	10/2004	Wechsler	119/707
2007/0259731	A1 *	11/2007	Barouh	294/19.2
2009/0033109	A1 *	2/2009	Lipcznski	294/19.2

OTHER PUBLICATIONS

Care-a-lot catalog; p. 102; Double Deuce Tennis Bone #F.*
PETDiscounters.com; Double Deuce Tennis Dumbell; no date; cited
for larger photo of Double Deuce in the Care-a-lot catalog.*
Doctors Foster & Smith catalog; p. 36; Launch-a-Ball; #EH-12087.*

* cited by examiner

Primary Examiner—Cathy Anne MacCormac
(74) *Attorney, Agent, or Firm*—Baker & Hostetler, LLP

(57) **CLAIM**

The ornamental design for an animal toy retriever, as shown
and described.

DESCRIPTION

FIG. 1 is a perspective view of an animal toy retriever show-
ing my new design.

FIG. 2 is a front elevational view thereof;

FIG. 3 is a side view thereof; and,

FIG. 4 is a top view thereof.

The broken lines shown in the drawings are for illustration
only and form no part of the claimed design.

1 Claim, 3 Drawing Sheets

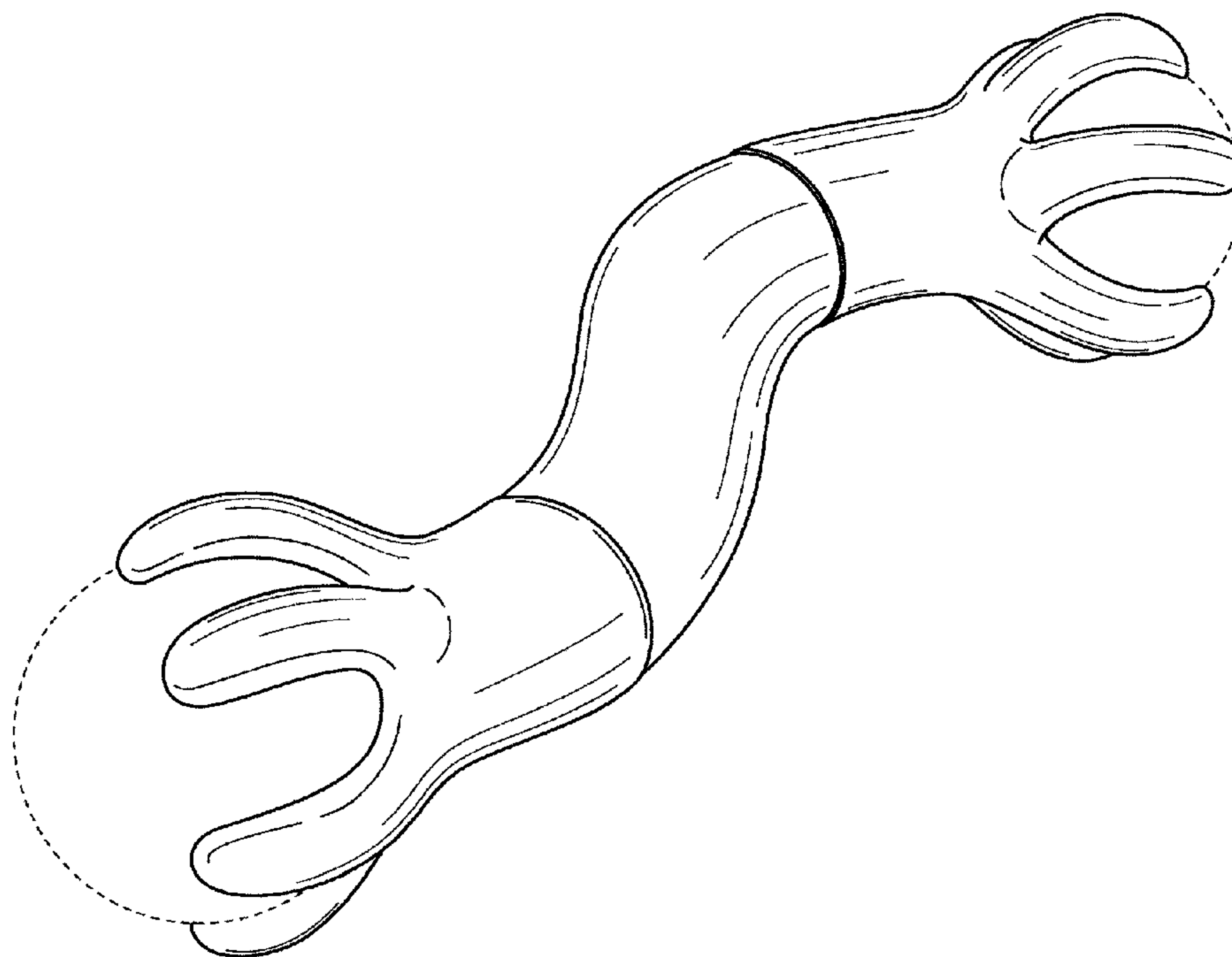




FIG. 1

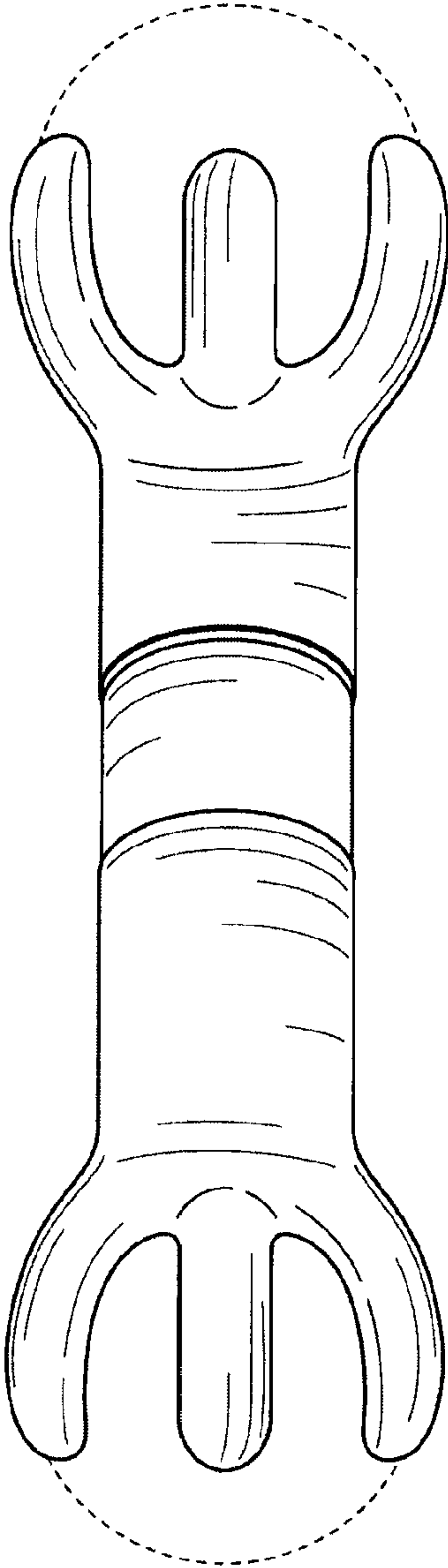


FIG. 2

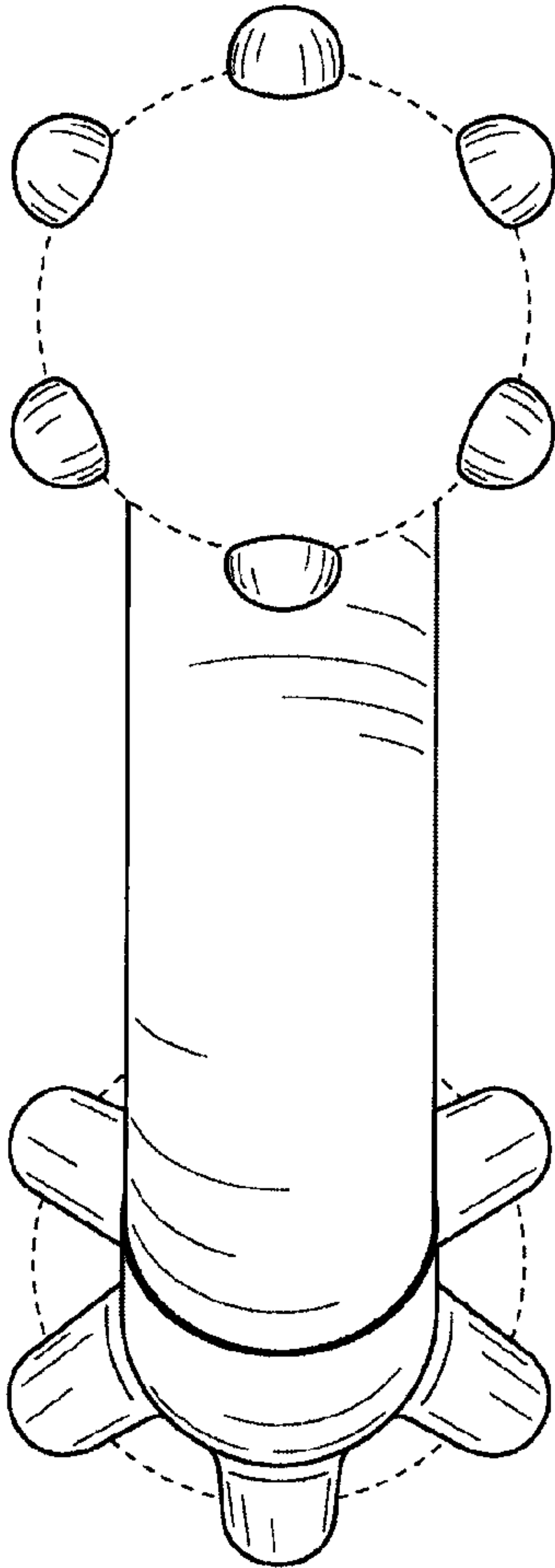


FIG. 3




FIG. 4