



US00D624687S

(12) **United States Design Patent**
Kim

(10) **Patent No.:** **US D624,687 S**

(45) **Date of Patent:** **** Sep. 28, 2010**

(54) **STREET LAMP**

(75) Inventor: **Duk-Yong Kim**, Gyeonggi-do (KR)

(73) Assignee: **KMW U.S.A., Inc.**, Fullerton, CA (US)

(**) Term: **14 Years**

(21) Appl. No.: **29/338,544**

(22) Filed: **Jun. 12, 2009**

(51) **LOC (9) Cl.** **26-05**

(52) **U.S. Cl.** **D26/73; D26/67**

(58) **Field of Classification Search** D26/67-71,
D26/73, 85, 92, 125; 362/145, 183, 249.02,
362/249.03, 249.04, 249.06, 249.16, 231,
362/431

See application file for complete search history.

(56) **References Cited**

U.S. PATENT DOCUMENTS

1,606,354	A *	11/1926	Fillion	362/358
D186,719	S *	11/1959	Goldman et al.	D26/73
D359,816	S *	6/1995	Colarusso	D26/98
5,577,831	A *	11/1996	Chang	362/240
D470,964	S *	2/2003	Eiffert	D26/67
D505,228	S *	5/2005	Weiser et al.	D30/125
7,434,971	B1 *	10/2008	Wang	362/496
D598,156	S *	8/2009	Xiao et al.	D26/69
2005/0157485	A1 *	7/2005	Shieh	362/96
2005/0248934	A1 *	11/2005	Weiser et al.	362/124
2007/0019405	A1 *	1/2007	Chang et al.	362/192

2009/0154161 A1* 6/2009 Parker et al. 362/249.05

* cited by examiner

Primary Examiner—Clare E Heflin

(74) *Attorney, Agent, or Firm*—John G. Fischer, Esq.; Paul V. Storm, Esq.; Storm LLP

(57) **CLAIM**

The ornamental design for a street lamp, as shown and described.

DESCRIPTION

FIG. 1 is a perspective view of a street lamp in the form of an eagle.

FIG. 2 is a front view of the street lamp of FIG. 1. illustrating the applied flag design.

FIG. 3 is a rear view of the street lamp of FIG. 1.

FIG. 4 is a left side view of the street lamp of FIG. 1.

FIG. 5 is a right side view of the street lamp of FIG. 1.

FIG. 6 is a top view of the street lamp of FIG. 1.



FIG. 7 is a bottom view of the street lamp of FIG. 1.

FIG. 8 is a perspective view illustrating the street lamp of FIG. 1 positioned on the top of a lamp post; and,

FIG. 9 is a front view of the street lamp of FIG. 8.

The broken lines shown on the drawings depict portions of the street lamp that form no part of the claimed design.

1 Claim, 6 Drawing Sheets



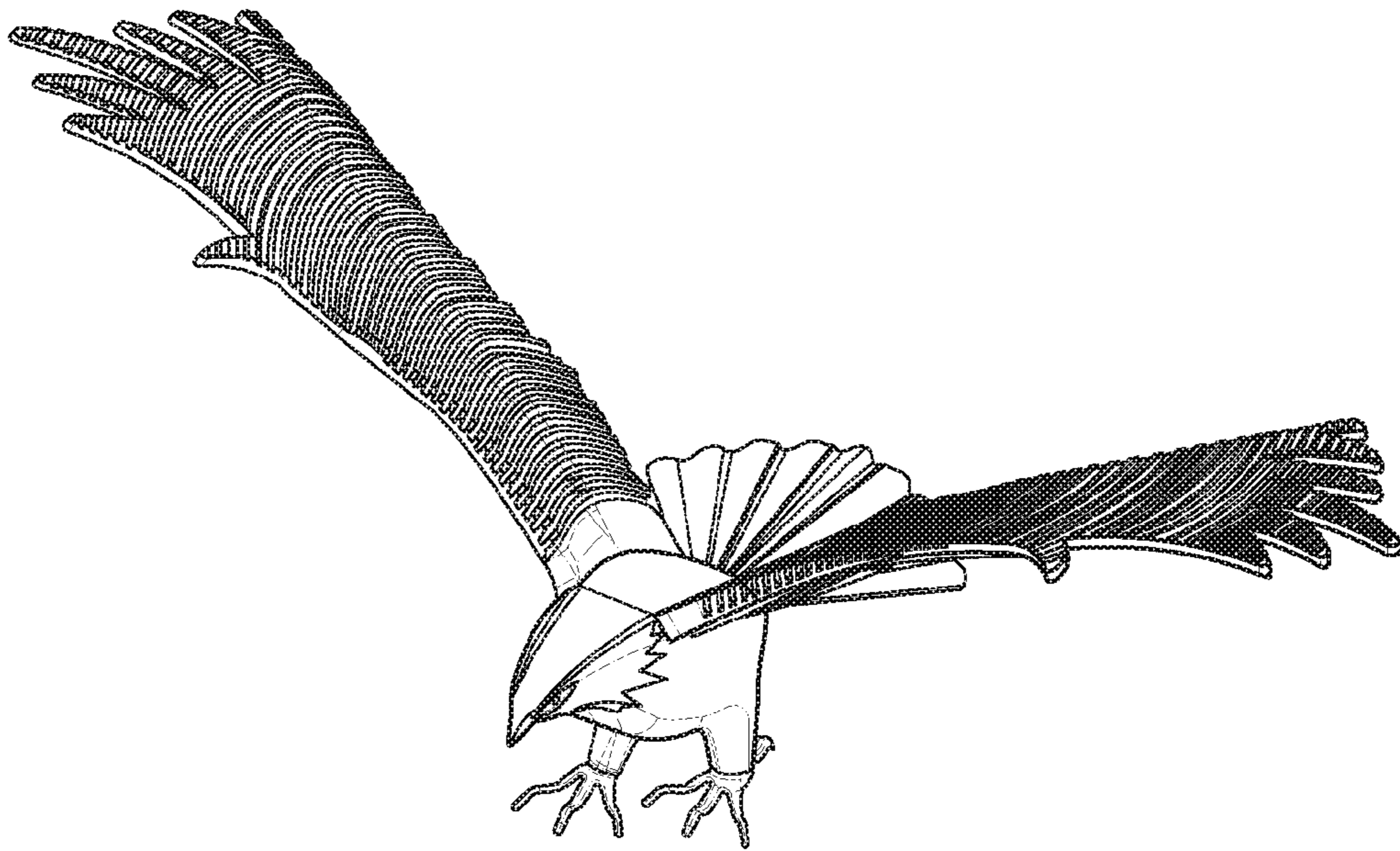


FIG. 1




FIG. 2

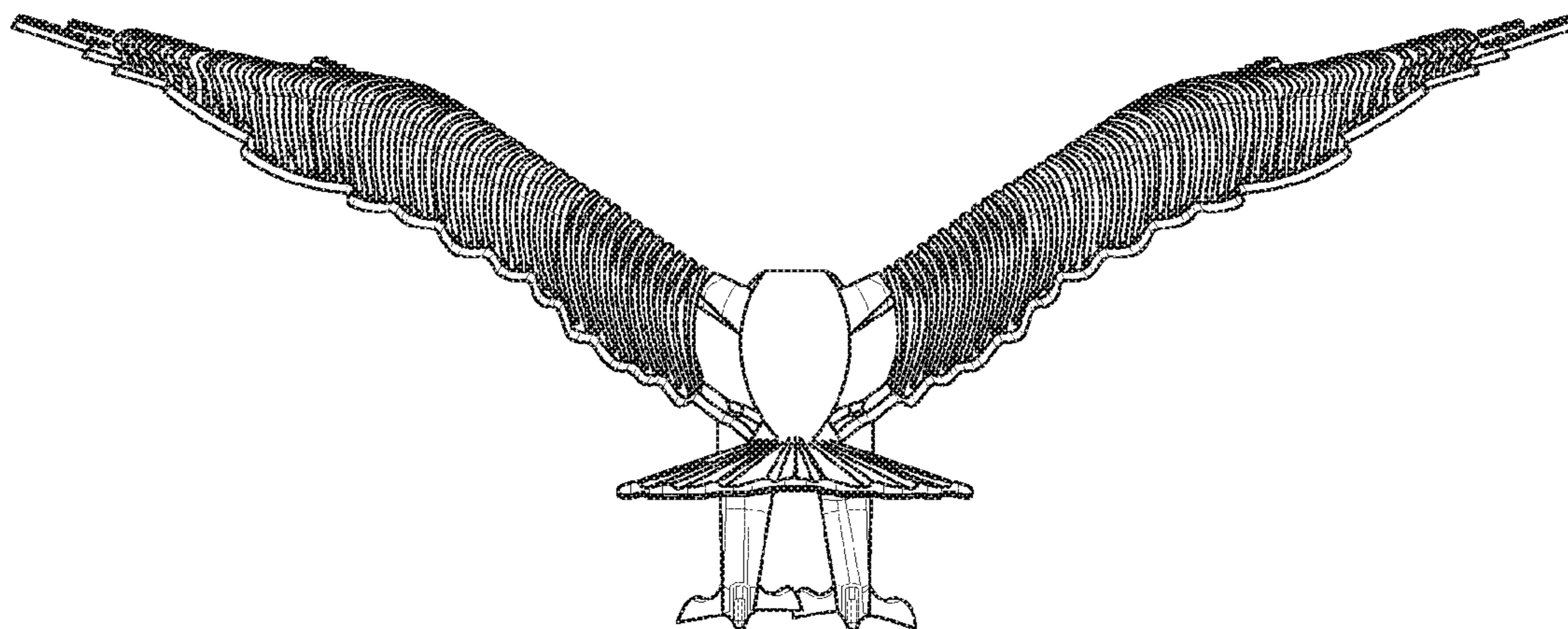


FIG. 3




FIG. 4




FIG. 5

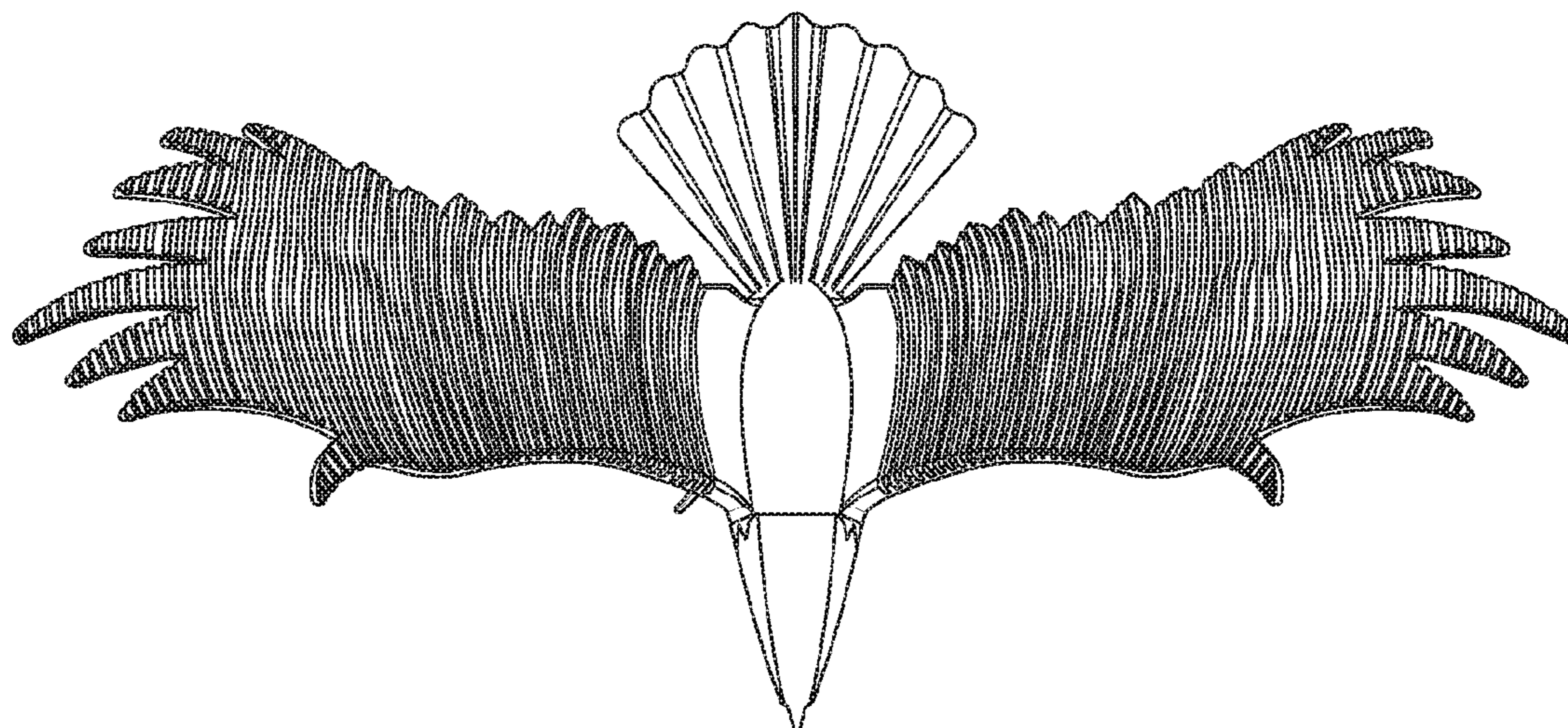


FIG. 6




FIG. 7

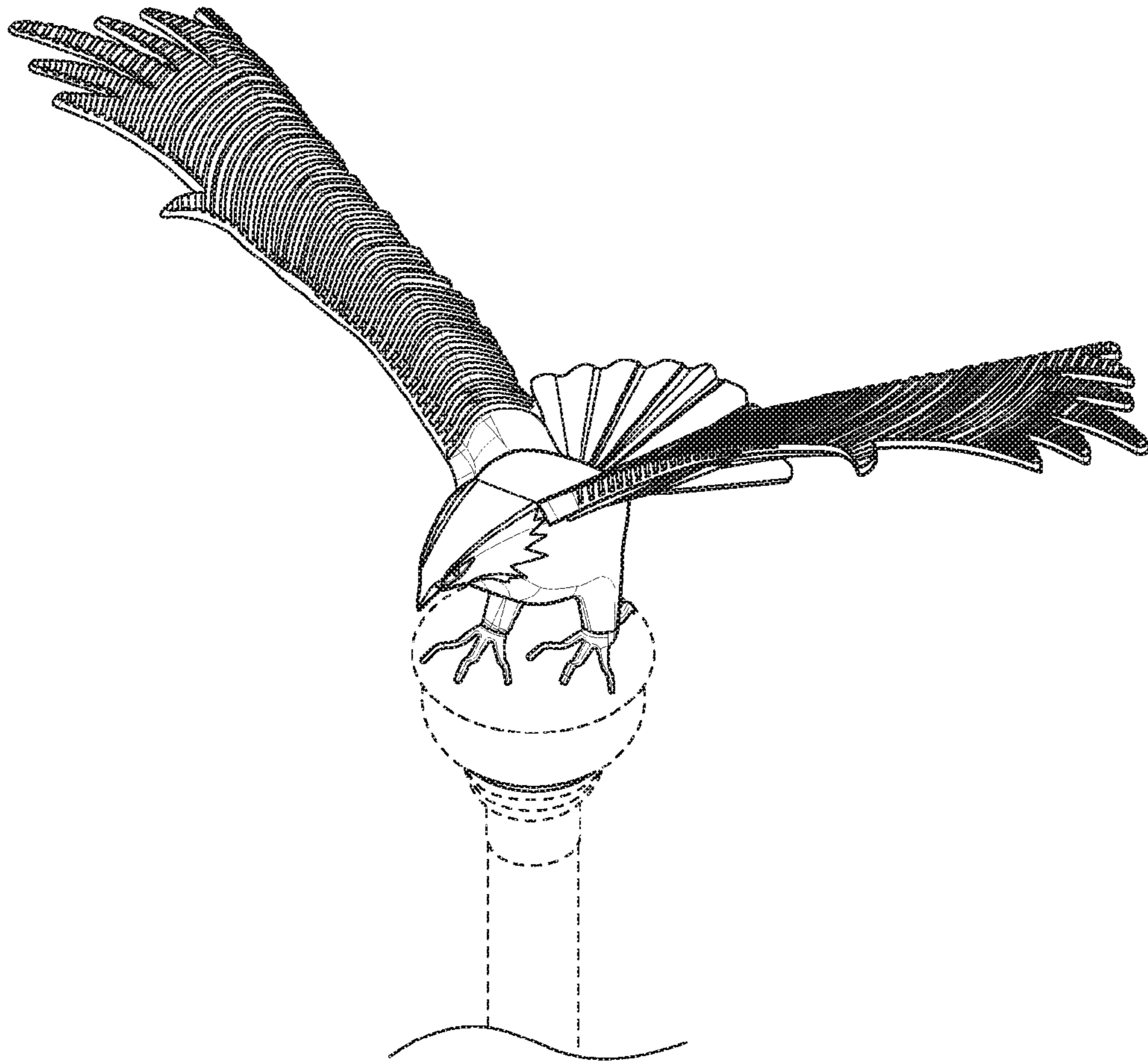


FIG. 8

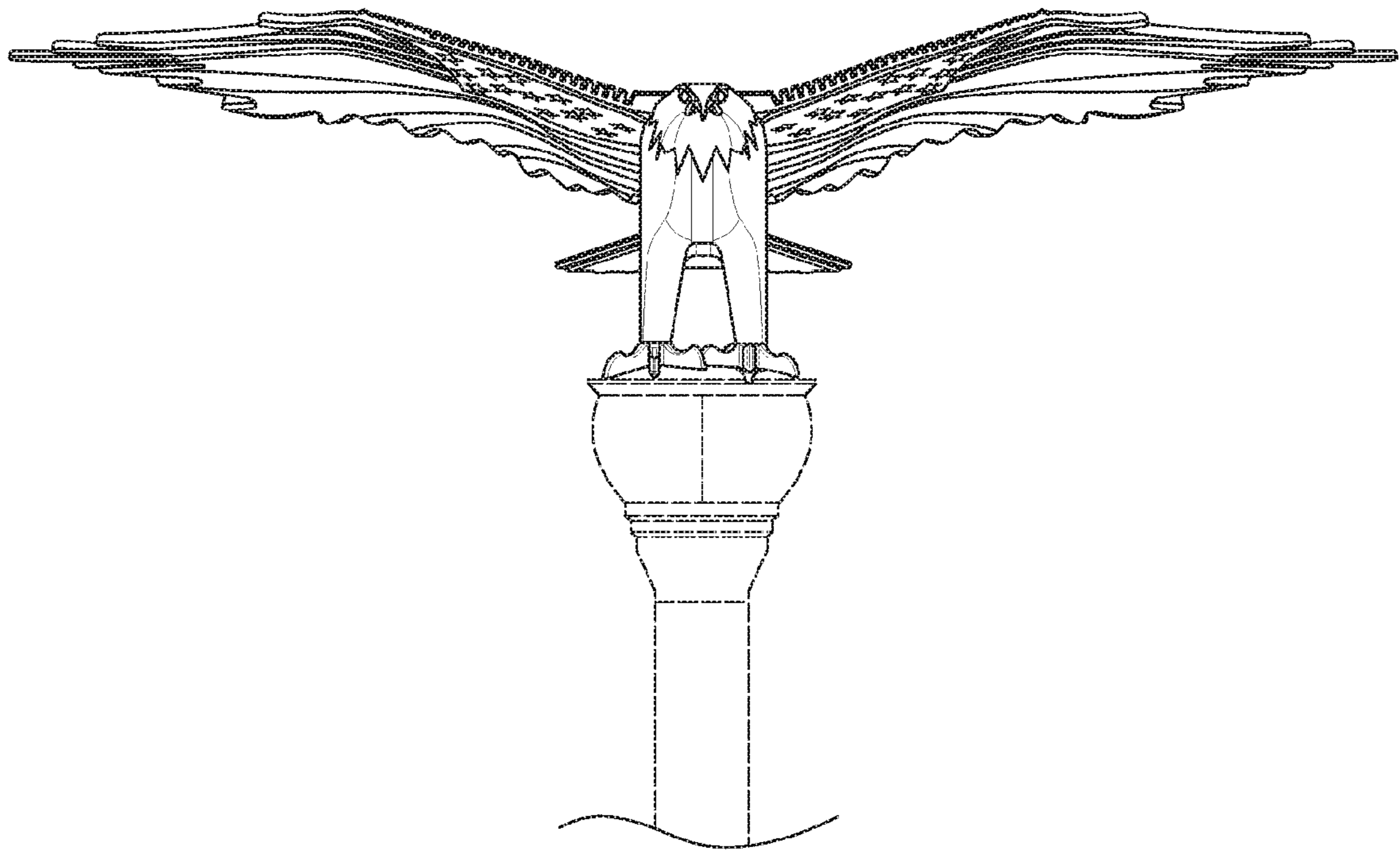


FIG. 9