



US00D624671S

(12) **United States Design Patent**  
**Greene et al.**

(10) **Patent No.:** **US D624,671 S**

(45) **Date of Patent:** **\*\* Sep. 28, 2010**

(54) **WINDOW LIGHT DISPLAY**

(76) Inventors: **Glenda Greene**, 2314 Edgemont Ave.,  
Baltimore, MD (US) 21217; **Tercorlen**  
**J. Greene Chavis**, 2314 Edgemont Ave.,  
Baltimore, MD (US) 21217

(\*\*) Term: **14 Years**

(21) Appl. No.: **29/308,533**

(22) Filed: **Jun. 20, 2008**

(51) **LOC (9) Cl.** ..... **26-04**

(52) **U.S. Cl.** ..... **D26/25; D26/82**

(58) **Field of Classification Search** ..... **D26/25,**  
**D26/56, 76, 81, 85; 362/147, 250, 812**  
See application file for complete search history.

(56) **References Cited**

**U.S. PATENT DOCUMENTS**

3,381,119	A *	4/1968	Brickman et al. ....	362/137
4,357,653	A *	11/1982	Kovacs .....	362/388
4,523,260	A *	6/1985	Duncan .....	362/121
4,769,749	A *	9/1988	Felski .....	362/249.19
4,821,158	A *	4/1989	Mitten .....	362/249.14
4,852,832	A *	8/1989	Delaney .....	248/65
4,995,181	A *	2/1991	Wolf .....	40/714
5,077,646	A *	12/1991	Parsons .....	362/396
D374,097	S *	9/1996	Aiken .....	D26/25
5,594,628	A	1/1997	Reuter	
5,700,083	A *	12/1997	Boechel .....	362/249.1

5,791,762	A *	8/1998	Wroblewski .....	362/152
D397,957	S *	9/1998	Lee .....	D11/121
5,848,838	A *	12/1998	Presta .....	362/249.01
5,954,419	A *	9/1999	D'Angelo .....	362/152
6,017,134	A *	1/2000	Wang .....	362/249.14
D426,327	S *	6/2000	Guzik .....	D26/25
6,179,258	B1 *	1/2001	Dell'Aquila .....	248/208
6,186,644	B1 *	2/2001	Mosseau .....	362/249.01
D441,884	S *	5/2001	Moriyama et al. ....	D26/25
6,402,336	B1	6/2002	Reese	
6,764,195	B1	7/2004	Cutliff	

\* cited by examiner

*Primary Examiner*—Clare E Heflin

(57) **CLAIM**

The ornamental design for a window light display, as shown and described.

**DESCRIPTION**

FIG. 1 is a front elevational view of a window light display showing my new design;

FIG. 2 is a top plan view thereof;

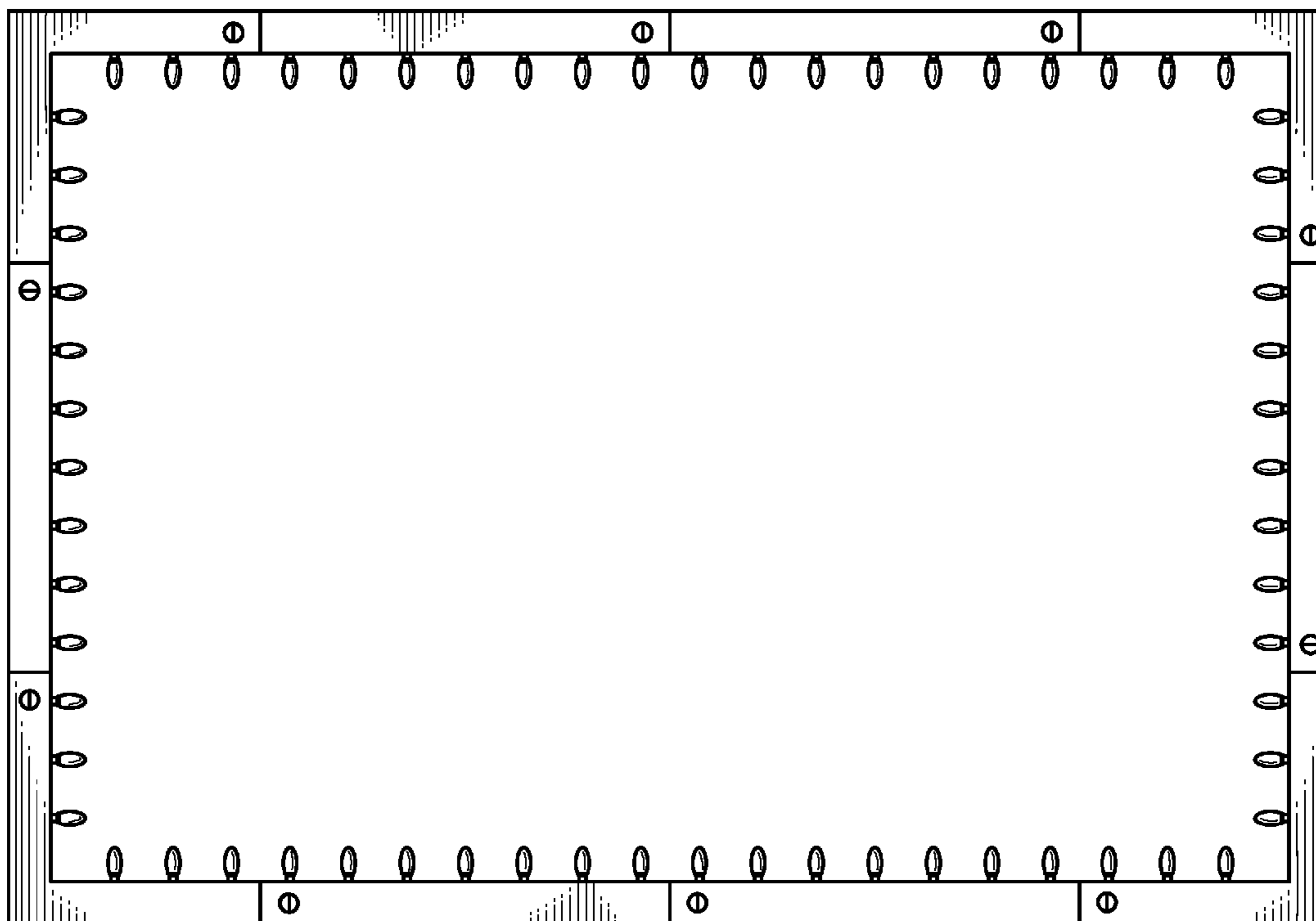
FIG. 3 is a rear elevational view thereof;

FIG. 4 is a bottom plan view thereof;

FIG. 5 is a left side elevational view thereof; and,

FIG. 6 is a right side elevational view thereof.

**1 Claim, 6 Drawing Sheets**



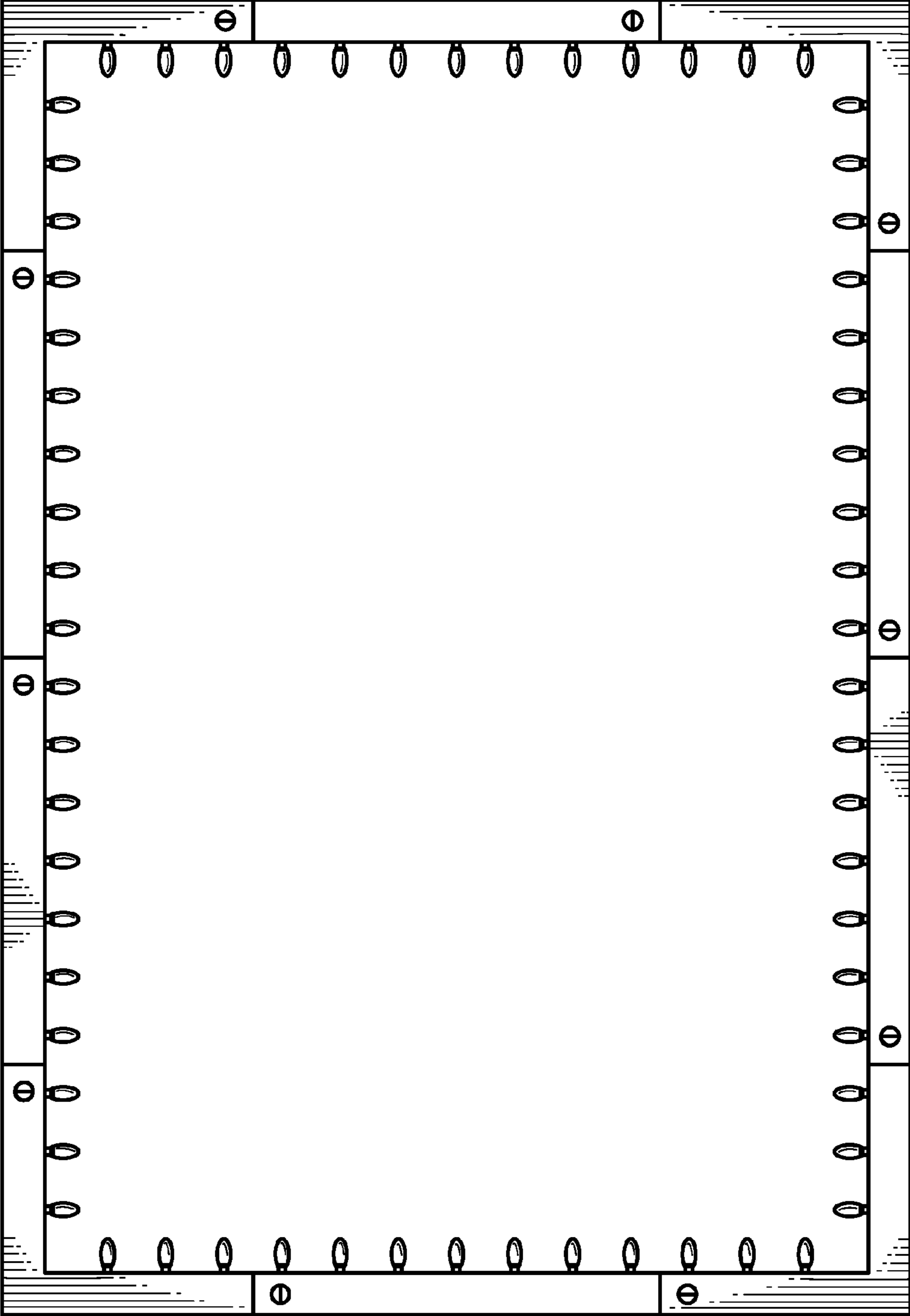


FIG. 1




FIG. 2




FIG. 3



FIG. 4



FIG. 5

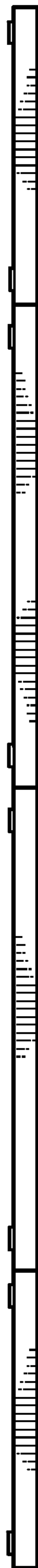


FIG. 6