



US00D624664S

(12) **United States Design Patent**
Shaw et al.

(10) **Patent No.:** **US D624,664 S**

(45) **Date of Patent:** **** Sep. 28, 2010**

(54) **BAMBOO RIMMED FENCE PANEL**

(76) Inventors: **Dale O. Shaw**, 3463 Amethyst St., Los Angeles, CA (US) 90032; **Dulce Shaw**, 3463 Amethyst St., Los Angeles, CA (US) 90032

(**) Term: **14 Years**

(21) Appl. No.: **29/343,070**

(22) Filed: **Sep. 4, 2009**

(51) **LOC (9) Cl.** **25-02**

(52) **U.S. Cl.** **D25/38**

(58) **Field of Classification Search** D25/38;
256/24, 73

See application file for complete search history.

(56) **References Cited**

U.S. PATENT DOCUMENTS

D347,186	S *	5/1994	Caval et al.	D25/38
5,671,584	A *	9/1997	Mueller	52/780
5,689,927	A *	11/1997	Knight, Sr.	52/297
D412,211	S *	7/1999	Tormanen	D25/138
D463,036	S *	9/2002	Petitt et al.	D25/38
D476,039	S	6/2003	Forman		
6,816,073	B2	11/2004	Vaccaro et al.		
7,032,888	B1 *	4/2006	Adair	256/1
D543,639	S	5/2007	Mertins		

7,378,982	B2	5/2008	Mohamed		
D574,968	S	8/2008	Dong		
2004/0000110	A1 *	1/2004	Clover	52/263
2006/0186391	A1 *	8/2006	Hansen	256/24
2006/0260161	A1	11/2006	Hamilton		
2006/0289054	A1	12/2006	Iverson et al.		
2006/0291241	A1	12/2006	Wojtowicz et al.		
2007/0261280	A1	11/2007	Rastegar		

* cited by examiner

Primary Examiner—Doris Clark

(57) **CLAIM**

The ornamental design for the bamboo rimmed fence panel, as shown and described.

DESCRIPTION

FIG. 1 is a perspective view of the bamboo rimmed fence panel showing my new design;

FIG. 2 is a front view thereof;

FIG. 3 is a back view thereof;

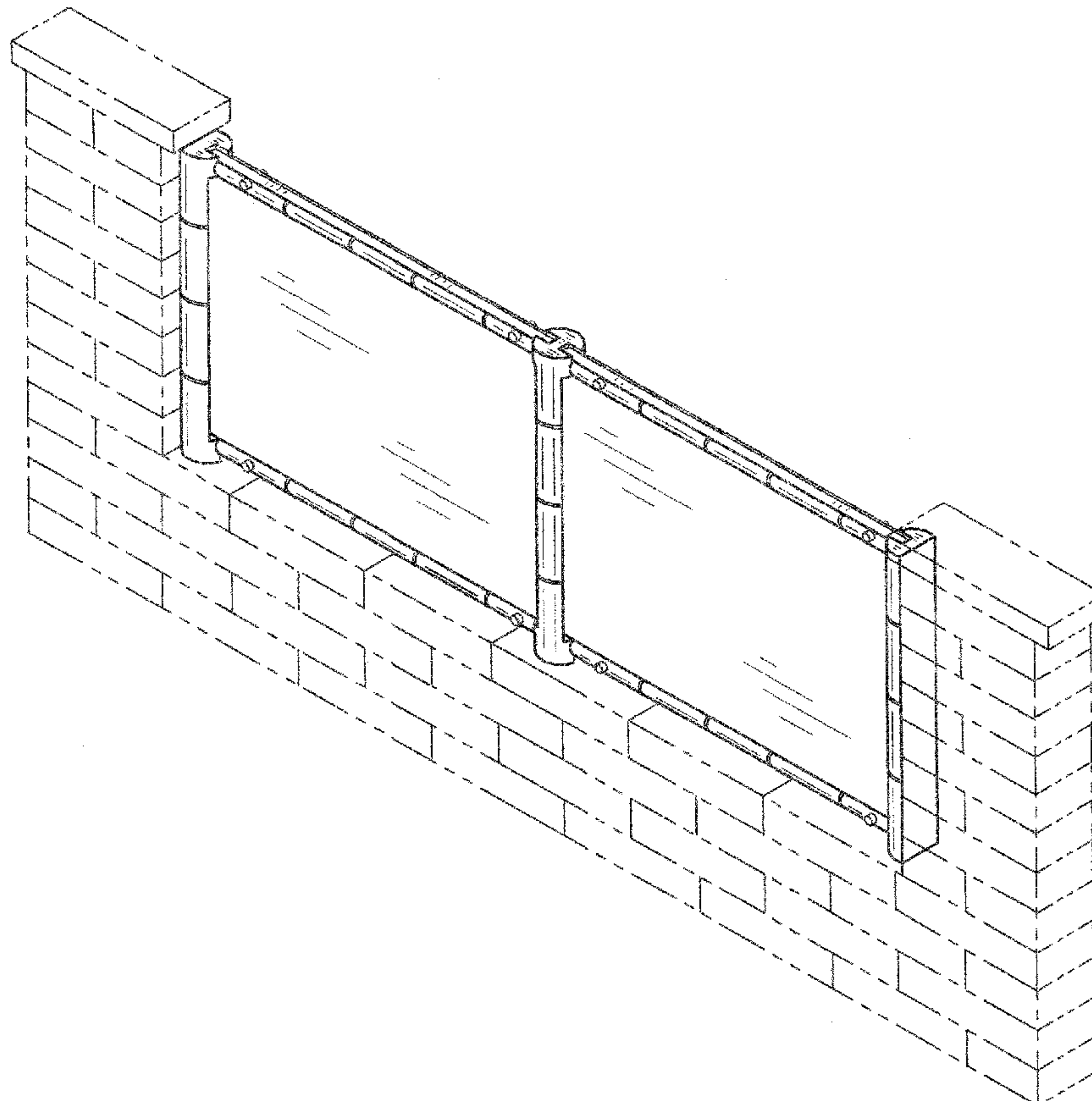
FIG. 4 is a side view thereof (opposite side is mirror image);

FIG. 5 is a top view thereof; and,

FIG. 6 is a bottom view thereof.

The broken lines are for illustrative purposes only and form no part of the claimed design.

1 Claim, 4 Drawing Sheets



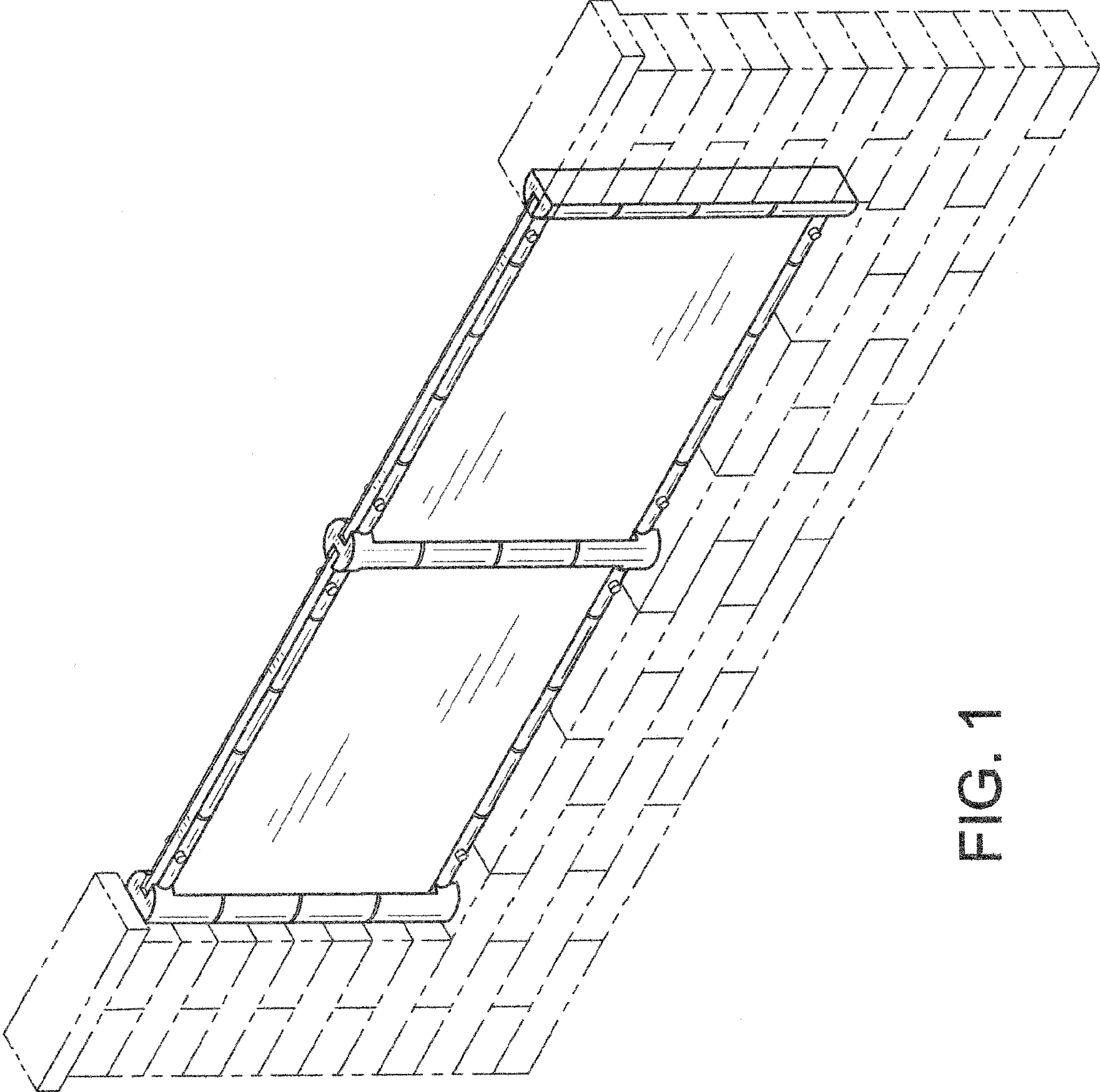


FIG. 1

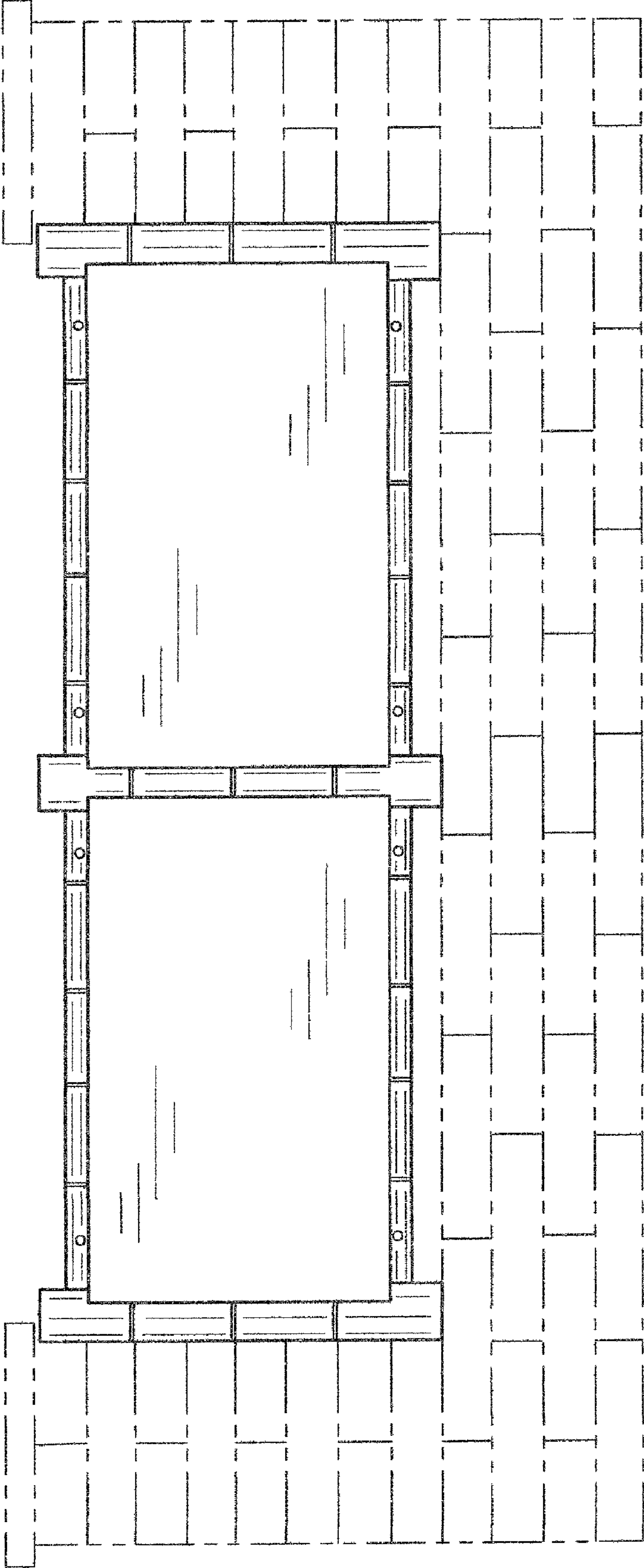


FIG. 2

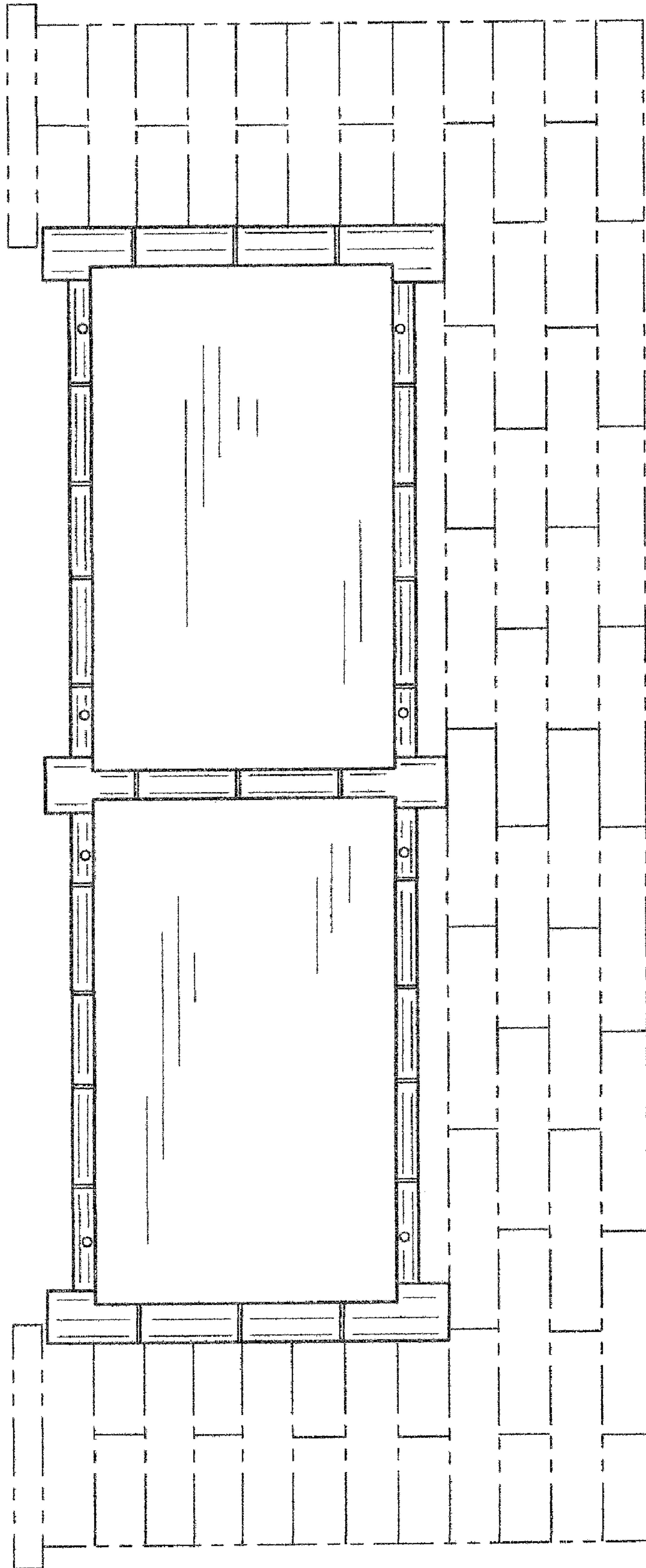


FIG. 3




FIG. 4

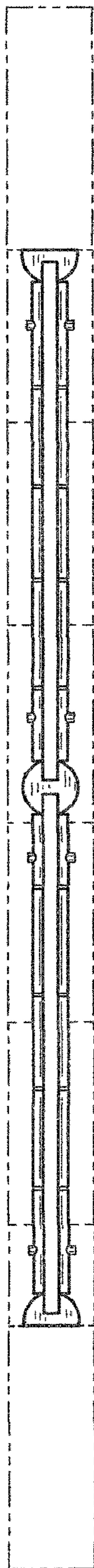


FIG. 5



FIG. 6