



US00D624644S

(12) **United States Design Patent**
Rago

(10) **Patent No.:** **US D624,644 S**

(45) **Date of Patent:** **** Sep. 28, 2010**

(54) **OSTOMY BAG COVER**

(76) **Inventor:** **Kyo Rago**, 2040 Shoreline Loop #143,
San Ramon, CA (US) 94582

(**) **Term:** **14 Years**

(21) **Appl. No.:** **29/358,566**

(22) **Filed:** **Mar. 29, 2010**

(51) **LOC (9) Cl.** **24-02**

(52) **U.S. Cl.** **D24/118**

(58) **Field of Classification Search** D24/118,
D24/127, 108, 128, 111; 604/332, 333, 317,
604/327, 408, 403, 108, 339, 92, 415, 410;
128/DIG. 24; 383/22, 23, 35; D9/709, 696;
206/219

See application file for complete search history.

(56) **References Cited**

U.S. PATENT DOCUMENTS

3,690,320	A *	9/1972	Riely	604/333
D245,119	S *	7/1977	Harris	D24/127
4,331,148	A *	5/1982	Steer et al.	604/333
D270,091	S *	8/1983	Setzer	D24/127
4,439,191	A *	3/1984	Hogan	604/332
5,470,325	A *	11/1995	Fundock	604/332
5,759,180	A *	6/1998	Myhres	604/332
5,843,054	A *	12/1998	Honig	604/332
D470,586	S *	2/2003	Felstet	D24/128

D484,240	S *	12/2003	Lyons et al.	D24/118
D533,273	S *	12/2006	Witt	D24/128
D552,237	S *	10/2007	Needham et al.	D24/128
7,468,056	B2 *	12/2008	Burt	604/327

* cited by examiner

Primary Examiner—T. Chase Nelson

Assistant Examiner—David G Muller

(74) *Attorney, Agent, or Firm*—West & Associates, APC;
Stuart J. West; Sara Dirvianskis

(57) **CLAIM**

The ornamental design for an ostomy bag cover, as shown and described.

DESCRIPTION

FIG. 1 depicts an isometric view of the ostomy bag cover.

FIG. 2 depicts a front elevation view of the ostomy bag cover.

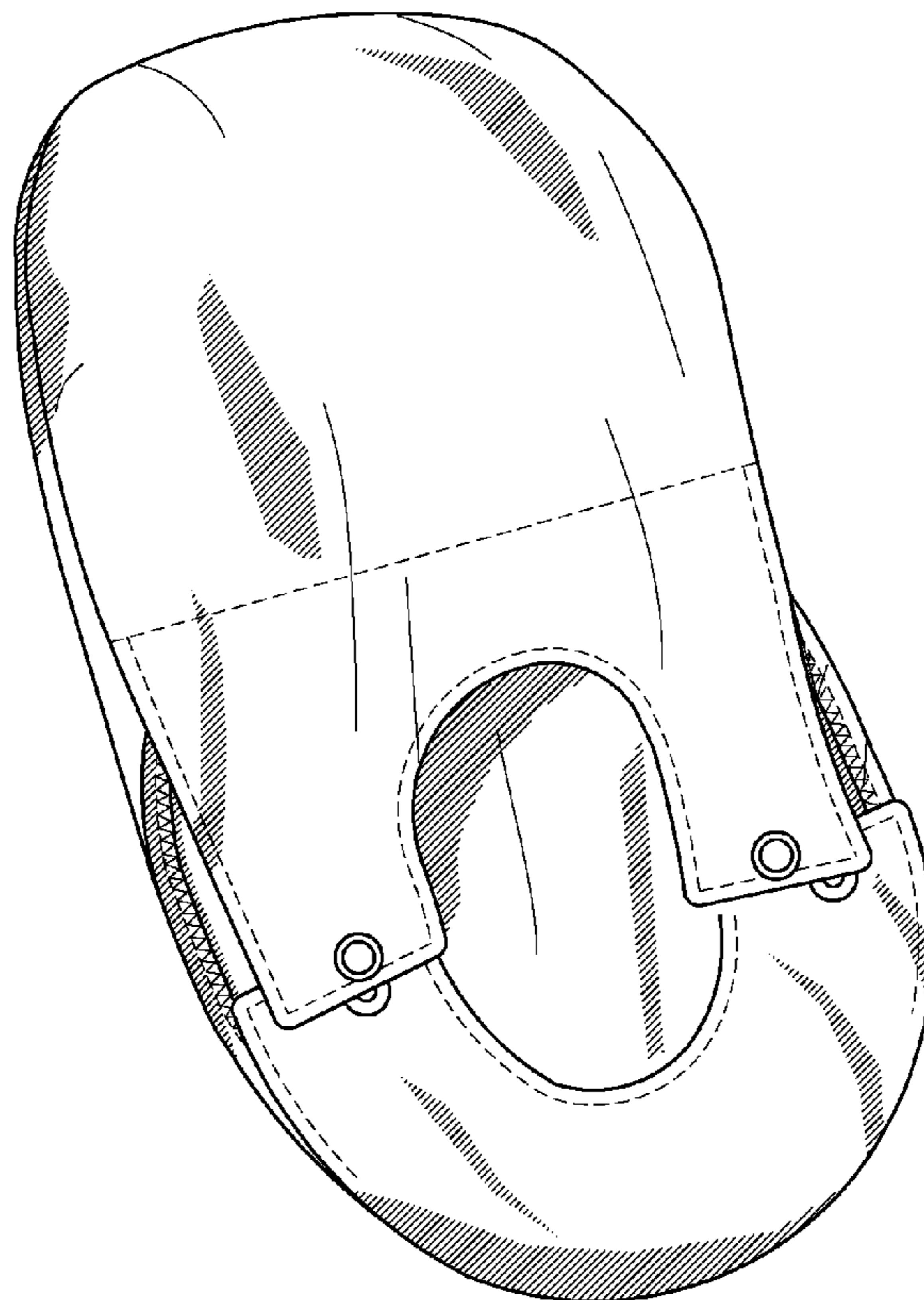
FIG. 3 depicts a rear elevation view of the ostomy bag cover.

FIG. 4 depicts an enlarged front elevation view of the ostomy bag cover with the flap folded over; and,

FIG. 5 depicts a side view of the ostomy bag cover, with the top section shown in an expanded configuration as it would look containing an ostomy bag.

The dashed lines in FIGS. 1, 2, 4 and 5 represent stitching, and form part of the claimed design.

1 Claim, 3 Drawing Sheets



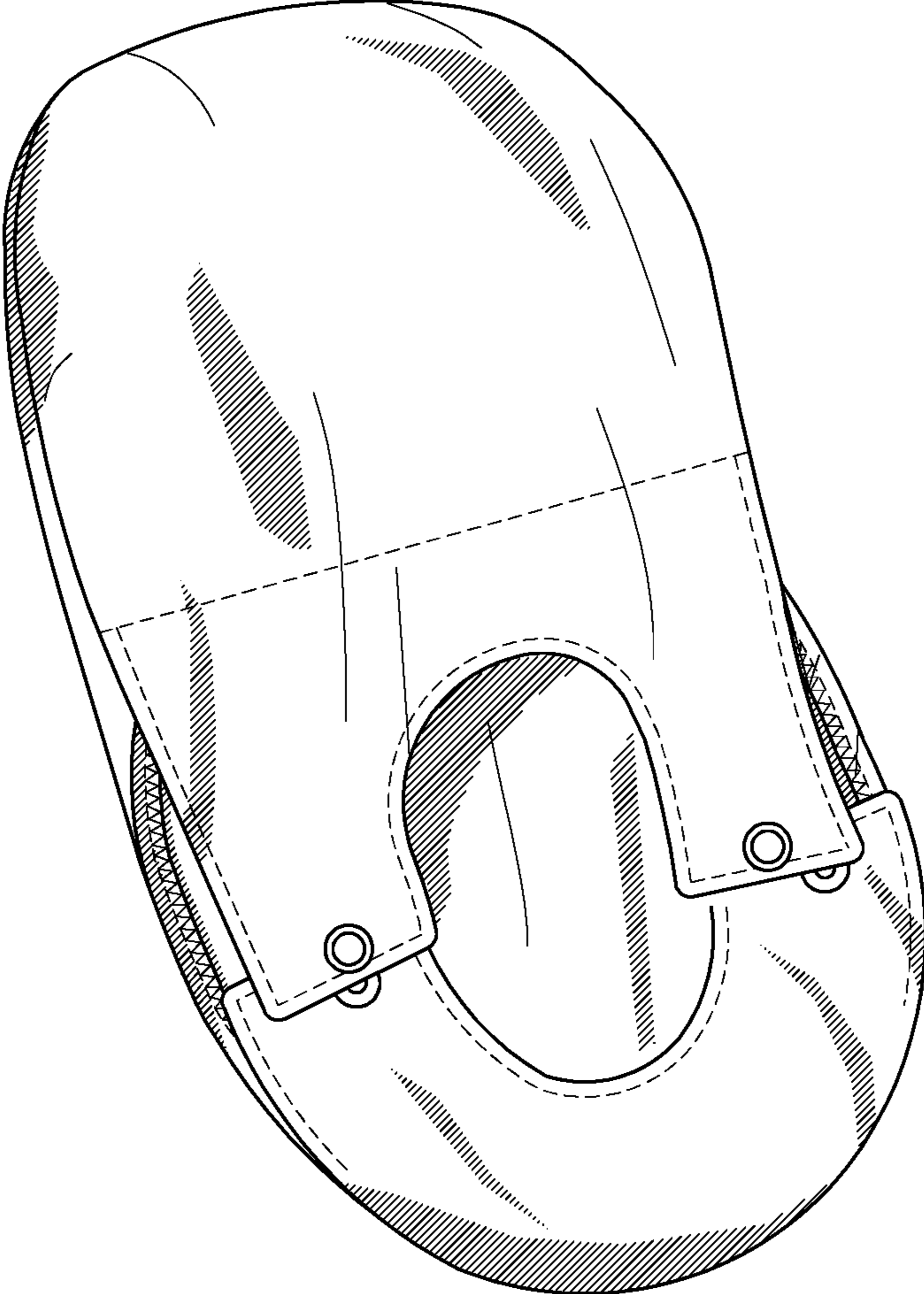


FIG. 1

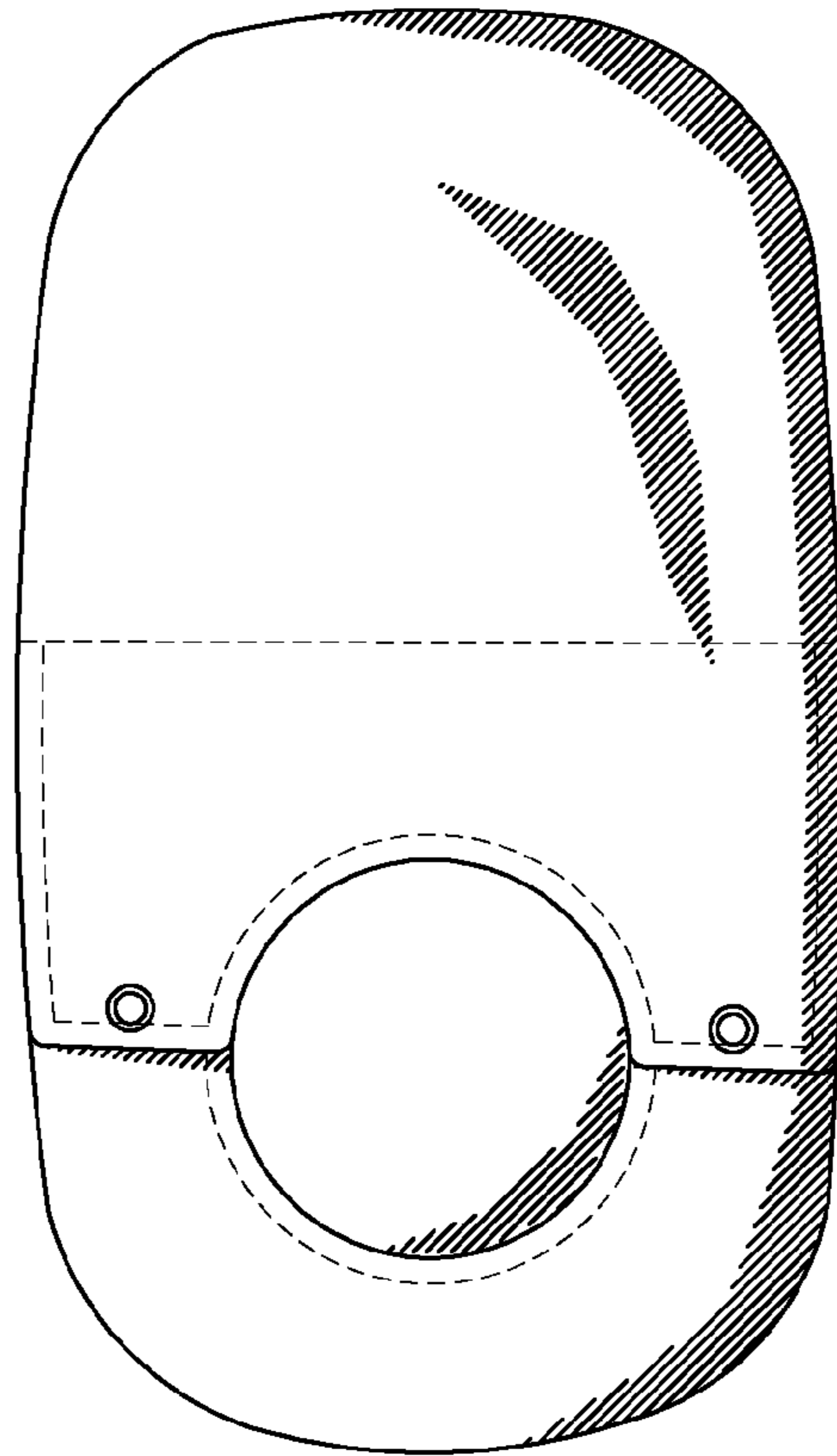


FIG. 2

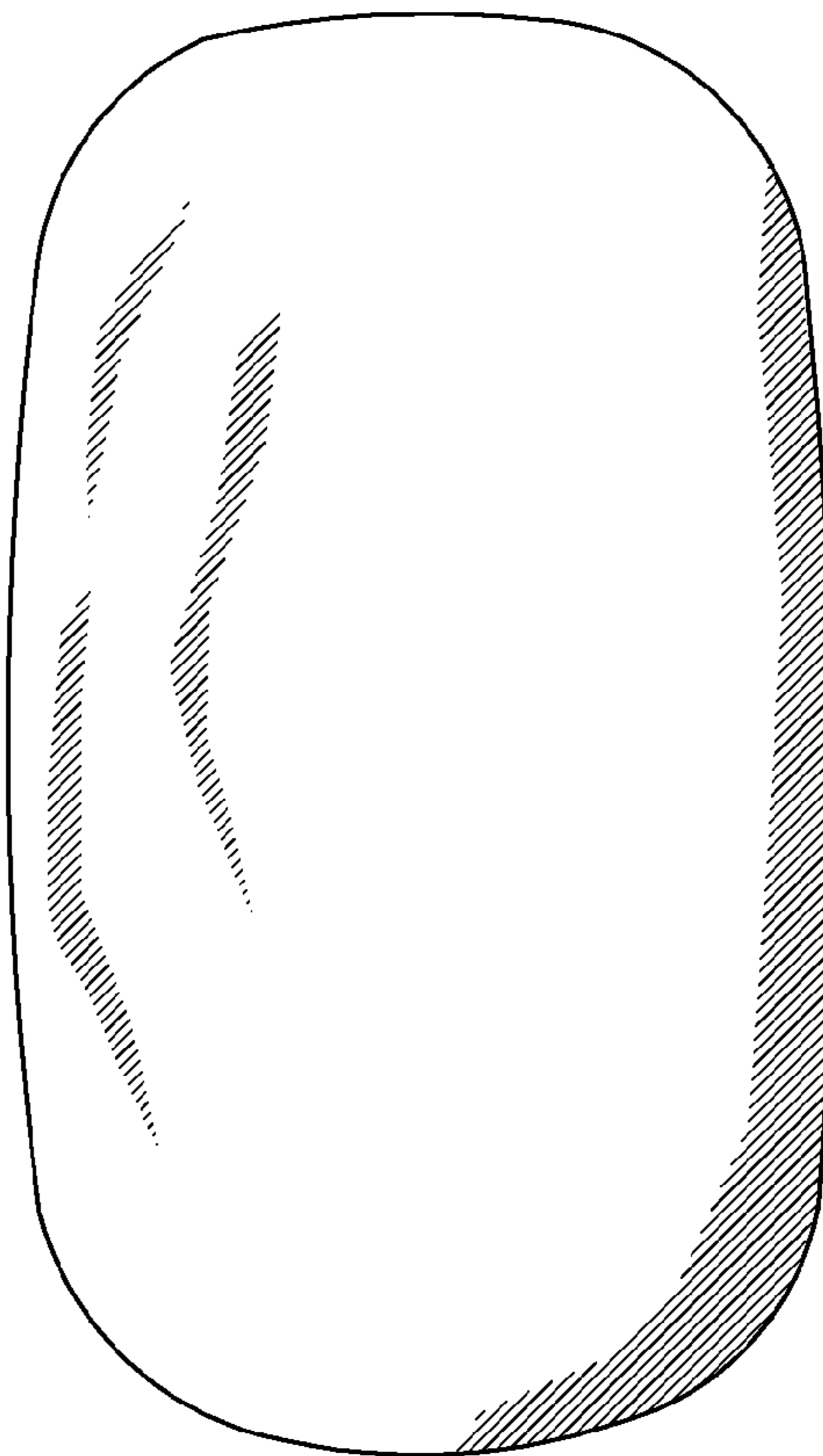


FIG. 3

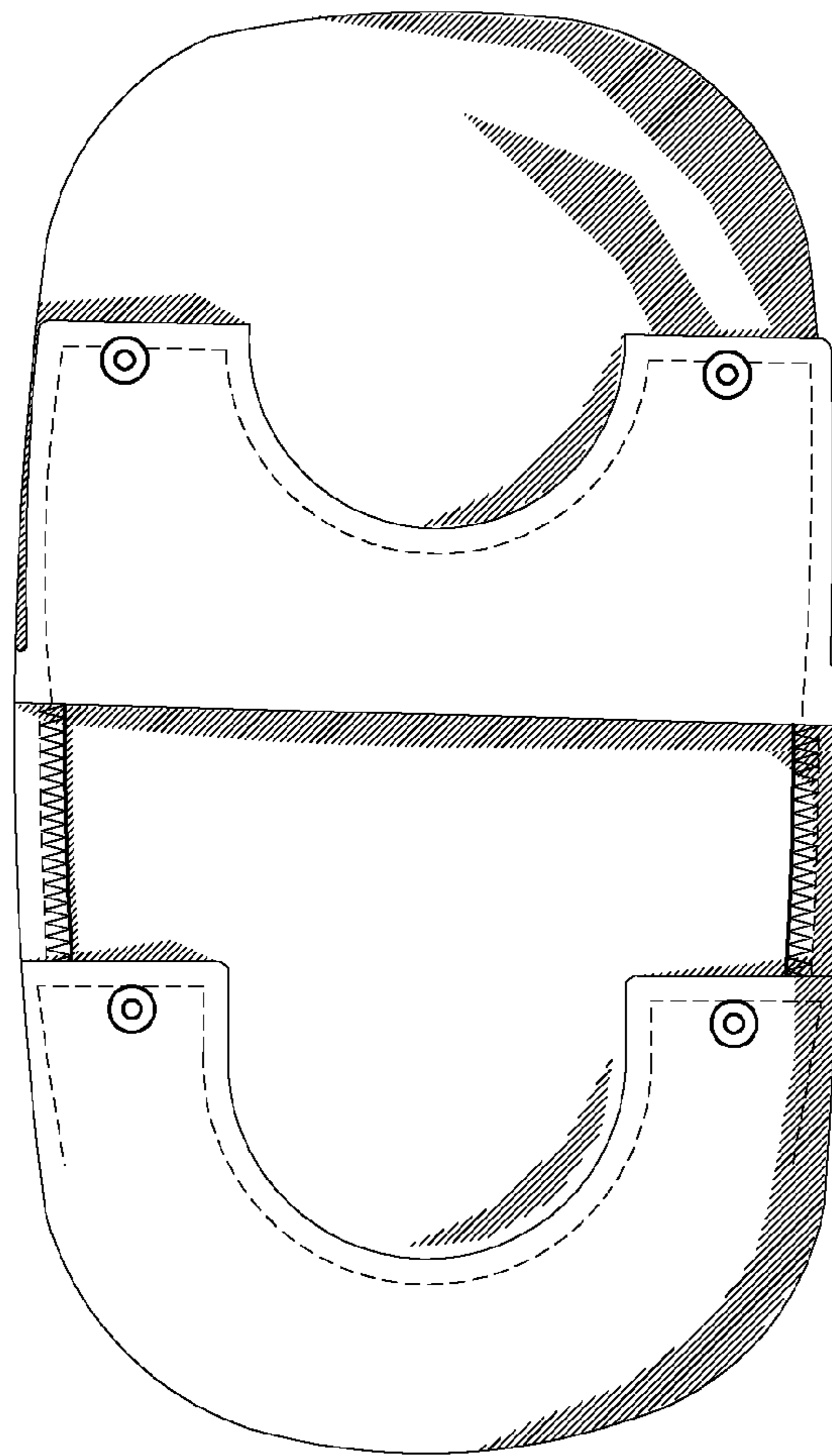


FIG. 4

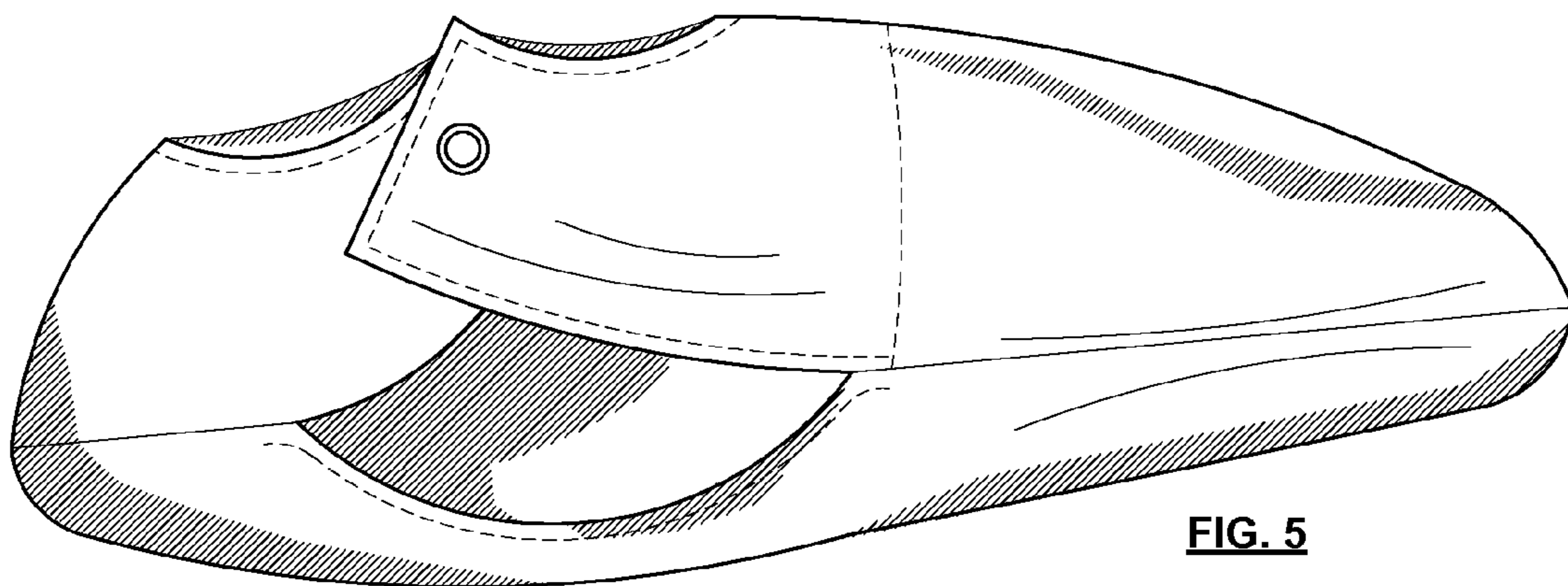


FIG. 5