



US00D624643S

(12) **United States Design Patent**
Bierman et al.

(10) **Patent No.:** **US D624,643 S**
(45) **Date of Patent:** **** Sep. 28, 2010**

(54) **ACCESS DEVICE**

(75) Inventors: **Steven F. Bierman**, Del Mar, CA (US);
Richard A. Pluth, San Diego, CA (US)

(73) Assignee: **Access Scientific, Inc.**, San Diego, CA
(US)

(**) Term: **14 Years**

(21) Appl. No.: **29/343,779**

(22) Filed: **Sep. 18, 2009**

Related U.S. Application Data

(63) Continuation of application No. 29/324,299, filed on
Sep. 10, 2008, now Pat. No. Des. 600,793.

(51) **LOC (9) Cl.** **12-11**

(52) **U.S. Cl.** **D24/112**

(58) **Field of Classification Search** D24/112-114,
D24/108, 133, 186, 130; 606/181, 185; 604/264,
604/162, 232, 187, 160, 164.01-164.09
See application file for complete search history.

(56) **References Cited**

U.S. PATENT DOCUMENTS

3,565,074 A 2/1971 Foti et al.
3,995,628 A 12/1976 Gula et al.

(Continued)

FOREIGN PATENT DOCUMENTS

EP 0 139 091 7/1984

(Continued)

OTHER PUBLICATIONS

Arrow Trauma Products No. TRM-C 12/00 11M, Arrow Interna-
tional, dated 2000.

(Continued)

Primary Examiner—T. Chase Nelson
Assistant Examiner—David G Muller

(74) *Attorney, Agent, or Firm*—Knobbe, Martens, Olson &
Bear LLP

(57) **CLAIM**

The ornamental design for an access device, as shown and
described.

DESCRIPTION

FIG. 1 is a front side perspective view of an access device
configured in accordance with a preferred embodiment of the
present invention;

FIG. 2 is a top view of the access device shown in FIG. 1;

FIG. 3 is a first side view of the access device shown in FIG.
1, the other side being a mirror image of the first side;

FIG. 4 is a bottom view of the access device shown in FIG. 1;

FIG. 5 is a first end view of the access device shown in FIG.
1;

FIG. 6 is a second end view of the access device shown in FIG.
1;

FIG. 7 is a front side perspective view of an access device
configured in accordance with another preferred embodiment
of the present invention;

FIG. 8 is a top view of the access device shown in FIG. 7;

FIG. 9 is a first side view of the access device shown in FIG.
7, the other side being a mirror image of the first side;

FIG. 10 is a bottom view of the access device shown in FIG.
7;

FIG. 11 is a first end view of the access device shown in FIG.
7;

FIG. 12 is a second end view of the access device shown in
FIG. 7;

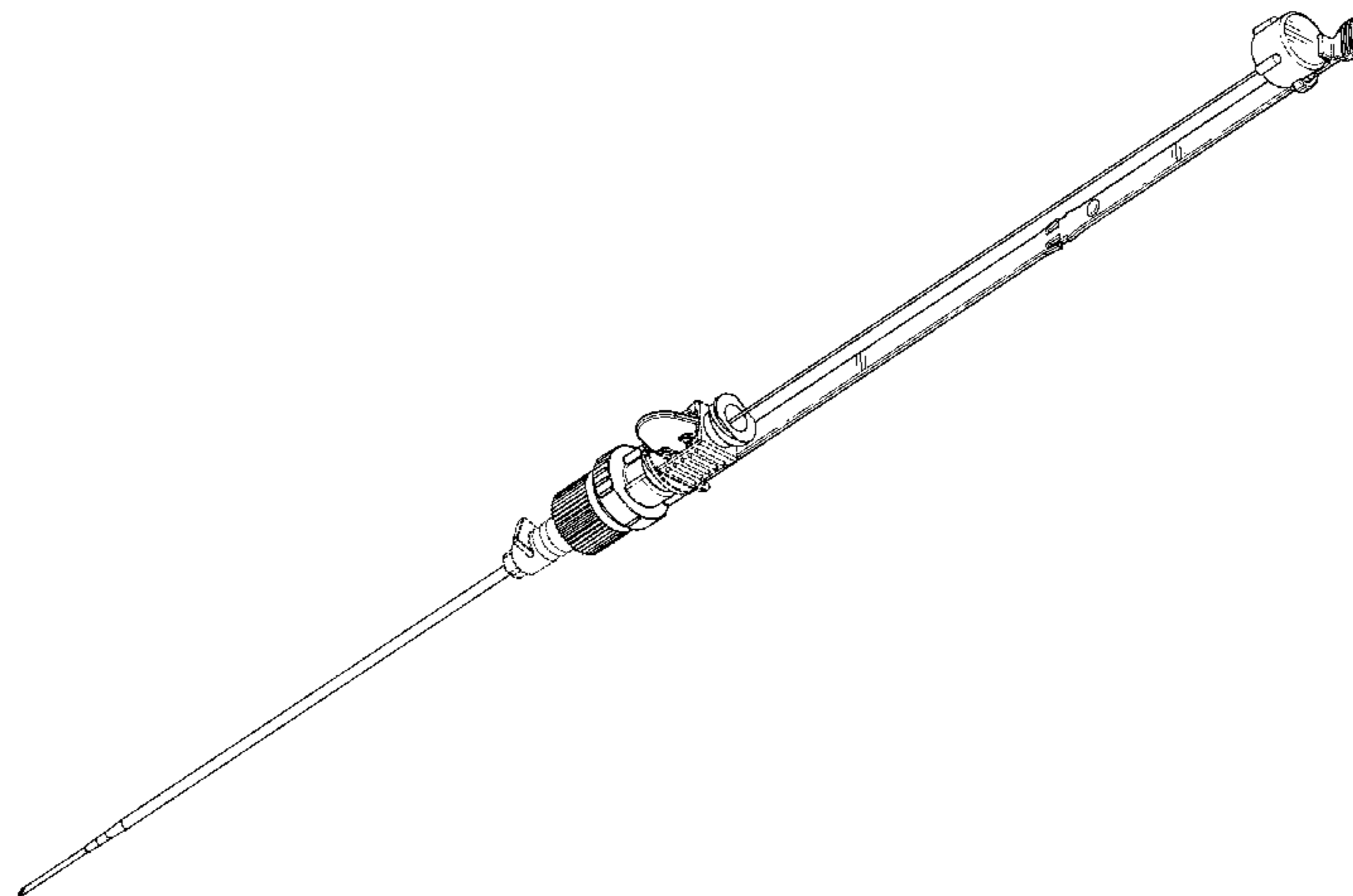
FIG. 13 is an enlarged view of the access device shown in
FIG. 8, at 13—13;

FIG. 14 is an enlarged view of the access device shown in
FIG. 9, at 14—14; and,

FIG. 15 is an enlarged view of the access device shown in
FIG. 10, at 15—15.

Phantom lining, where utilized, is for illustrative purposes
only and does not limit or form any part of the claimed design.

1 Claim, 6 Drawing Sheets



US D624,643 S

Page 2

U.S. PATENT DOCUMENTS

4,068,659 A 1/1978 Moorehead
 4,205,675 A 6/1980 Vaillancourt
 D264,133 S * 4/1982 Genese D24/112
 4,411,655 A 10/1983 Schreck
 4,417,886 A 11/1983 Frankhouser et al.
 4,525,157 A 6/1985 Vaillancourt
 4,581,019 A 4/1986 Curelaru et al.
 D283,921 S * 5/1986 Dyak D24/114
 4,629,450 A 12/1986 Suzuki et al.
 4,655,750 A 4/1987 Vaillancourt
 4,661,300 A 4/1987 Daugherty
 4,772,264 A 9/1988 Cragg
 4,791,937 A 12/1988 Wang
 4,850,975 A 7/1989 Furukawa
 4,894,052 A 1/1990 Crawford
 4,944,728 A 7/1990 Carrell
 4,955,890 A 9/1990 Yamamoto et al.
 4,961,729 A 10/1990 Vaillancourt
 4,978,334 A 12/1990 Toye et al.
 4,995,866 A 2/1991 Amplatz et al.
 5,066,284 A 11/1991 Mersch et al.
 5,098,392 A 3/1992 Fleischhacker et al.
 5,114,401 A 5/1992 Stuart et al.
 5,158,544 A 10/1992 Weinstein
 5,171,218 A 12/1992 Fonger et al.
 5,242,410 A 9/1993 Melker
 5,246,426 A 9/1993 Lewis et al.
 5,250,038 A 10/1993 Melker et al.
 5,295,969 A 3/1994 Fischell
 5,295,970 A 3/1994 Clinton et al.
 5,306,253 A 4/1994 Brimhall
 5,312,355 A 5/1994 Lee
 5,328,480 A 7/1994 Melker et al.
 5,330,433 A 7/1994 Fonger et al.
 5,366,441 A 11/1994 Crawford
 5,380,290 A 1/1995 Makower et al.
 5,391,178 A 2/1995 Yapor
 5,512,052 A 4/1996 Jesch
 5,542,932 A 8/1996 Daugherty
 5,676,689 A 10/1997 Kensery et al.
 5,688,249 A 11/1997 Chang et al.
 5,690,619 A 11/1997 Erskine
 5,704,914 A 1/1998 Stocking et al.
 5,728,132 A 3/1998 Van Tassel et al.
 5,762,636 A * 6/1998 Rupp et al. 604/264
 D397,434 S * 8/1998 Pike D24/112
 5,795,339 A * 8/1998 Erskine 604/264
 5,810,780 A 9/1998 Brimhall et al.
 5,820,596 A 10/1998 Rosen et al.
 5,827,202 A 10/1998 Miraki et al.
 5,830,190 A 11/1998 Howell
 5,833,662 A 11/1998 Stevens
 5,858,002 A 1/1999 Jesch
 5,885,217 A 3/1999 Gisselberg et al.
 5,885,253 A 3/1999 Liu
 5,904,657 A 5/1999 Unsworth et al.
 5,919,160 A 7/1999 Sanfilippo

5,935,110 A 8/1999 Brimhall
 6,027,480 A 2/2000 Davis et al.
 6,046,143 A 4/2000 Khan et al.
 6,074,377 A 6/2000 Sanfilippo
 6,080,141 A 6/2000 Castro et al.
 6,120,494 A 9/2000 Jonkman
 6,146,401 A * 11/2000 Yoon et al. 604/264
 6,159,179 A 12/2000 Simonson
 6,179,813 B1 1/2001 Ballow et al.
 6,210,366 B1 4/2001 Sanfilippo
 6,217,556 B1 * 4/2001 Ellingson et al. 604/264
 D445,495 S * 7/2001 Schaefer et al. D24/108
 6,273,871 B1 8/2001 Davis et al.
 6,277,100 B1 8/2001 Raulerson
 D460,179 S * 7/2002 Isoda et al. D24/130
 6,436,070 B1 8/2002 Botich et al.
 6,461,362 B1 10/2002 Halseth et al.
 6,475,207 B1 11/2002 Maginot
 6,488,662 B2 12/2002 Sirimanne
 6,500,152 B1 12/2002 Illi
 6,524,277 B1 2/2003 Chang
 6,607,511 B2 8/2003 Halseth et al.
 6,641,564 B1 11/2003 Kraus
 6,692,462 B2 2/2004 Mackenzie et al.
 6,692,482 B2 2/2004 Heller et al.
 6,726,659 B1 4/2004 Stocking et al.
 6,808,520 B1 10/2004 Fourkas
 6,836,687 B2 12/2004 Kelley
 6,905,481 B2 6/2005 Sirimanne
 6,994,693 B2 2/2006 Tal
 7,018,390 B2 * 3/2006 Turovskiy et al. 606/185
 7,025,746 B2 4/2006 Tal
 D558,339 S * 12/2007 Christopher et al. D24/130
 D579,554 S * 10/2008 Targell et al. D24/112
 2002/0072712 A1 6/2002 Nool et al.
 2002/0087076 A1 7/2002 Meguro et al.
 2003/0032927 A1 2/2003 Halseth et al.
 2003/0216771 A1 11/2003 Osypka et al.
 2004/0092879 A1 5/2004 Kraus et al.
 2004/0171988 A1 9/2004 Moretti
 2004/0193112 A1 9/2004 Glazier et al.
 2005/0075656 A1 * 4/2005 Beaupre 606/185

FOREIGN PATENT DOCUMENTS

EP 0 502 714 11/1995
 WO WO 03/057272 7/2003
 WO WO 2007/046850 4/2007

OTHER PUBLICATIONS

Arrow Trauma Products No. TRM-C 12/00 11M, Arrow International, dated 2000.
 Photos of a splittable catheter design.
 Photos of a peripheral emergency infusion device Applicant believes to be produced by Arrow International Inc.
 Photos of an infusion device Applicant believes to be produced by B. Braun Medical Inc.
 A photograph of various access devices.

* cited by examiner

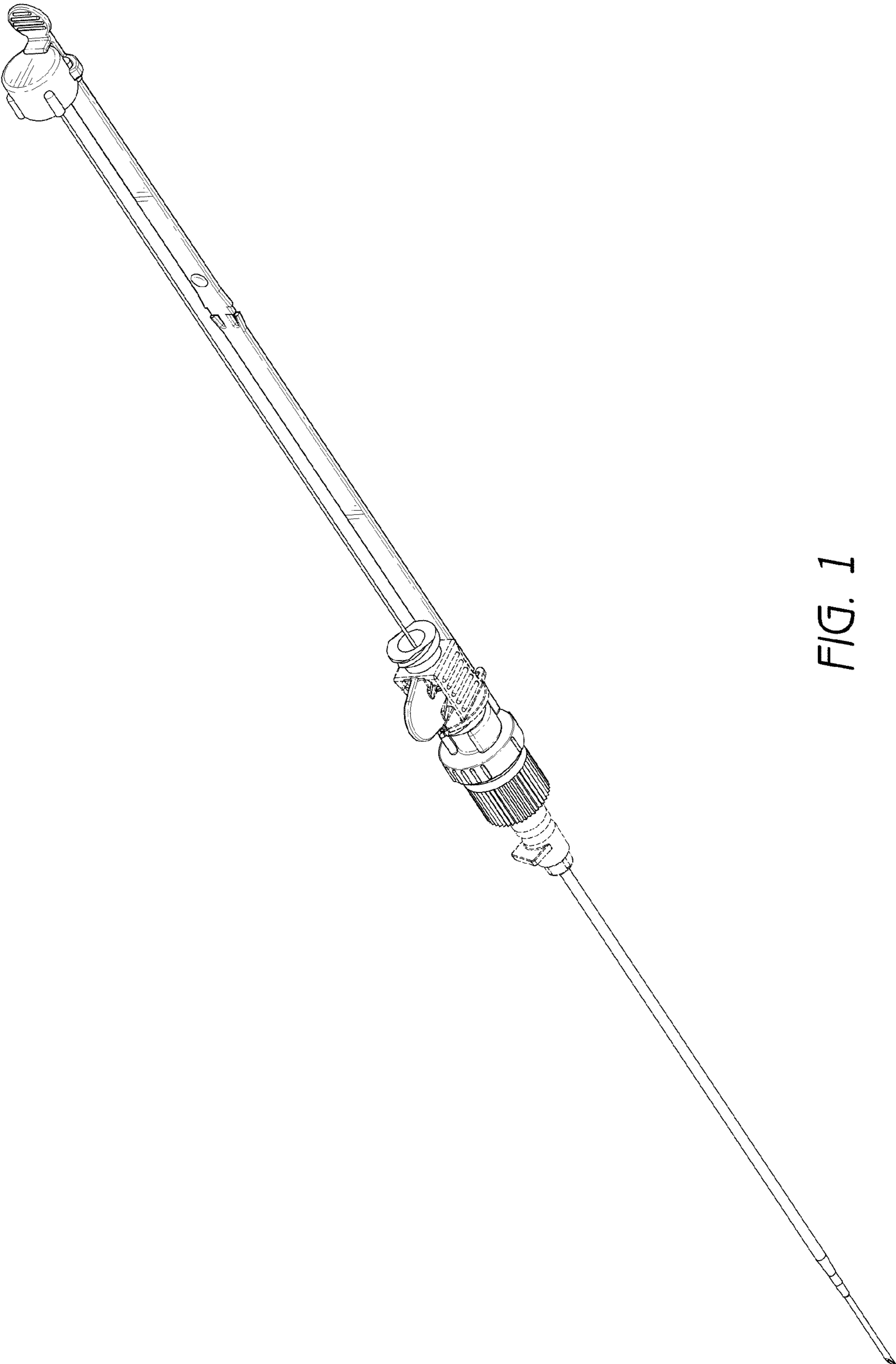


FIG. 1

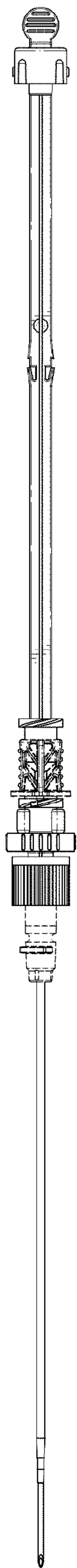


FIG. 2

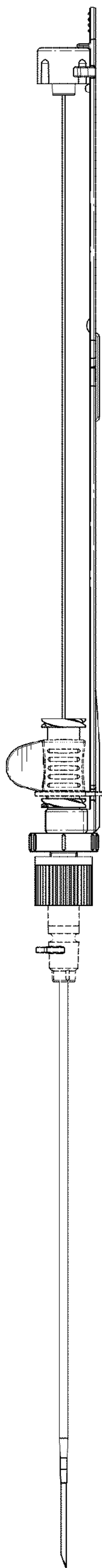


FIG. 3

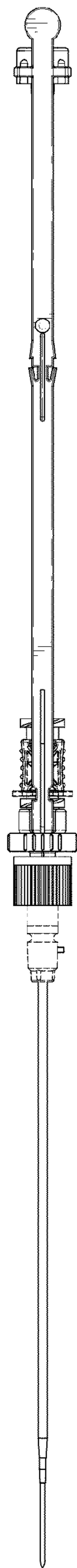


FIG. 4

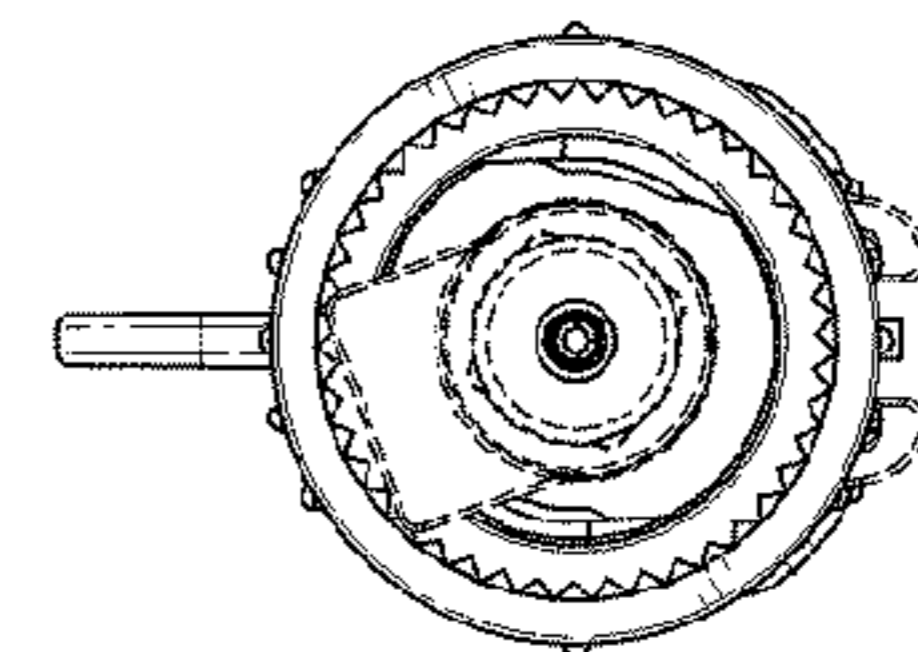


FIG. 6

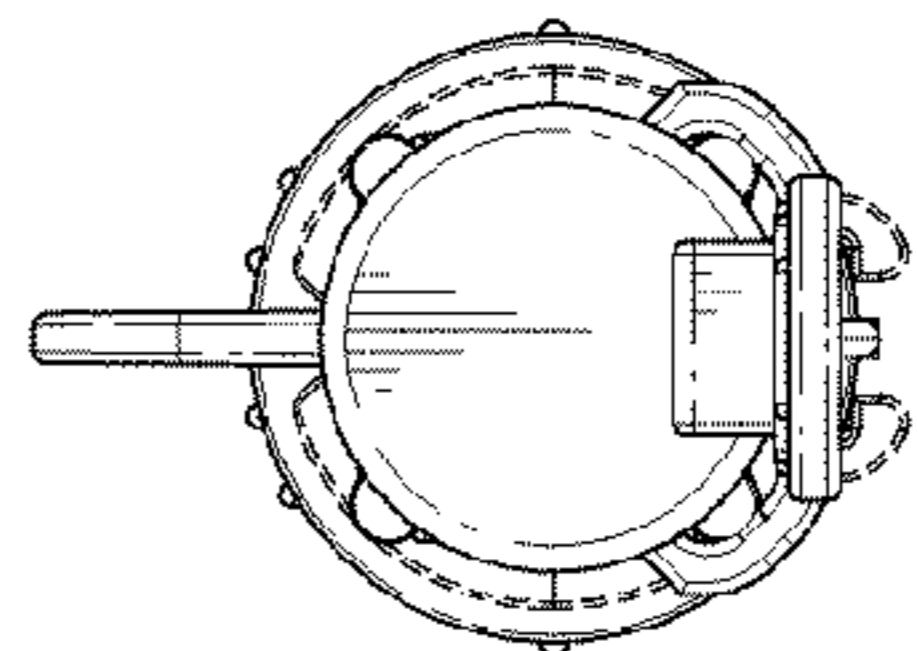


FIG. 5

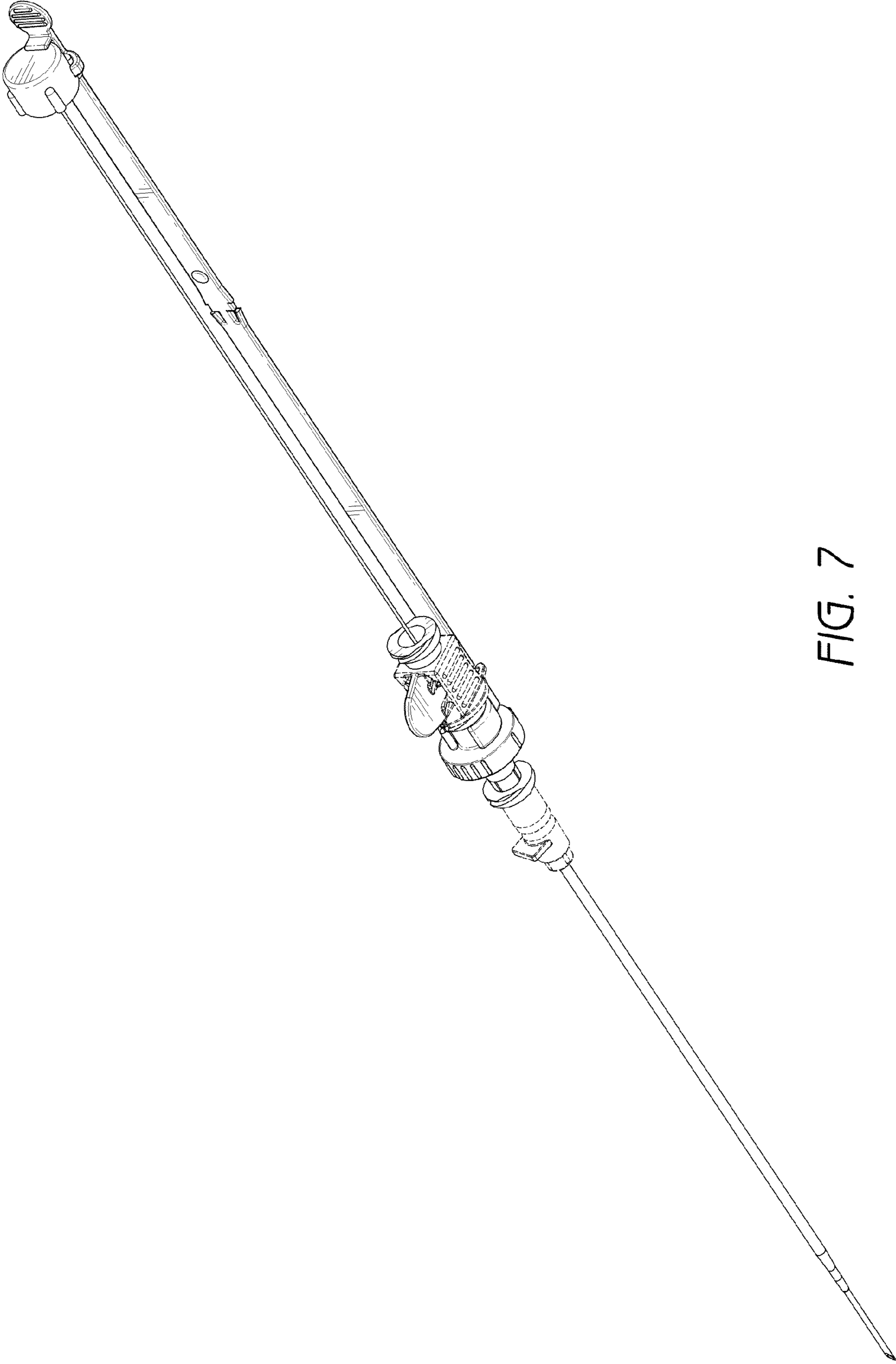
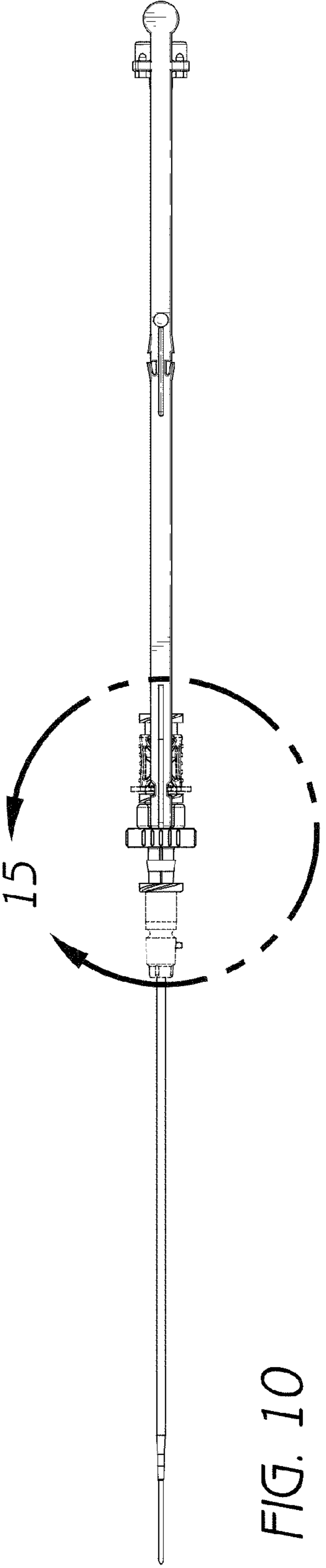
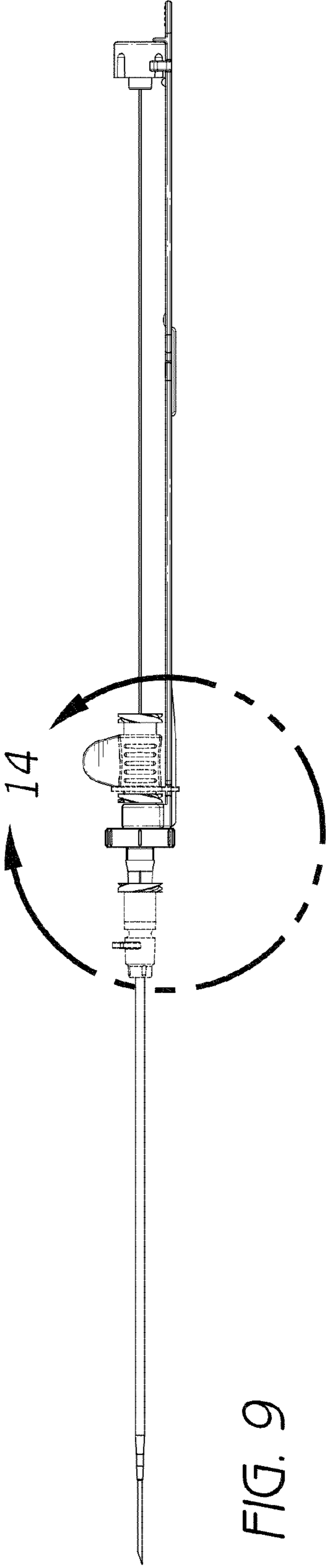
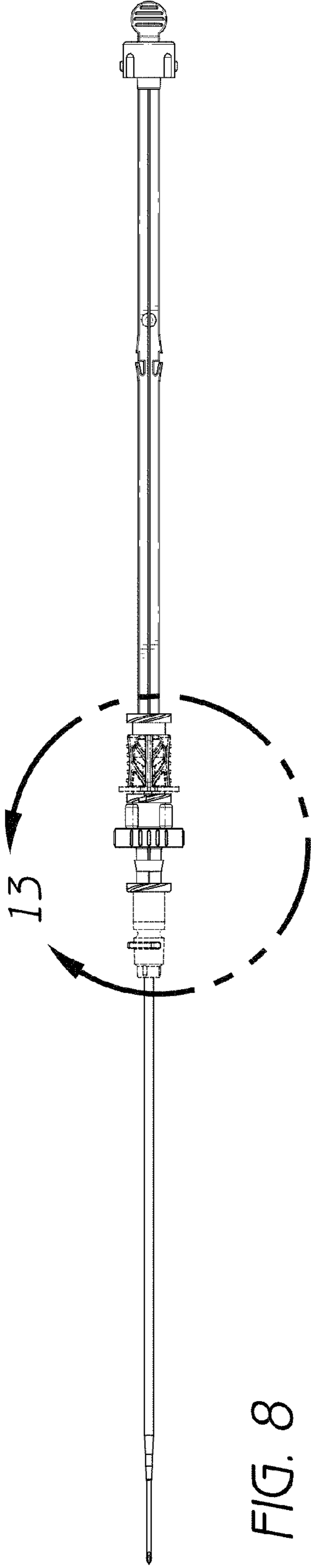


FIG. 7



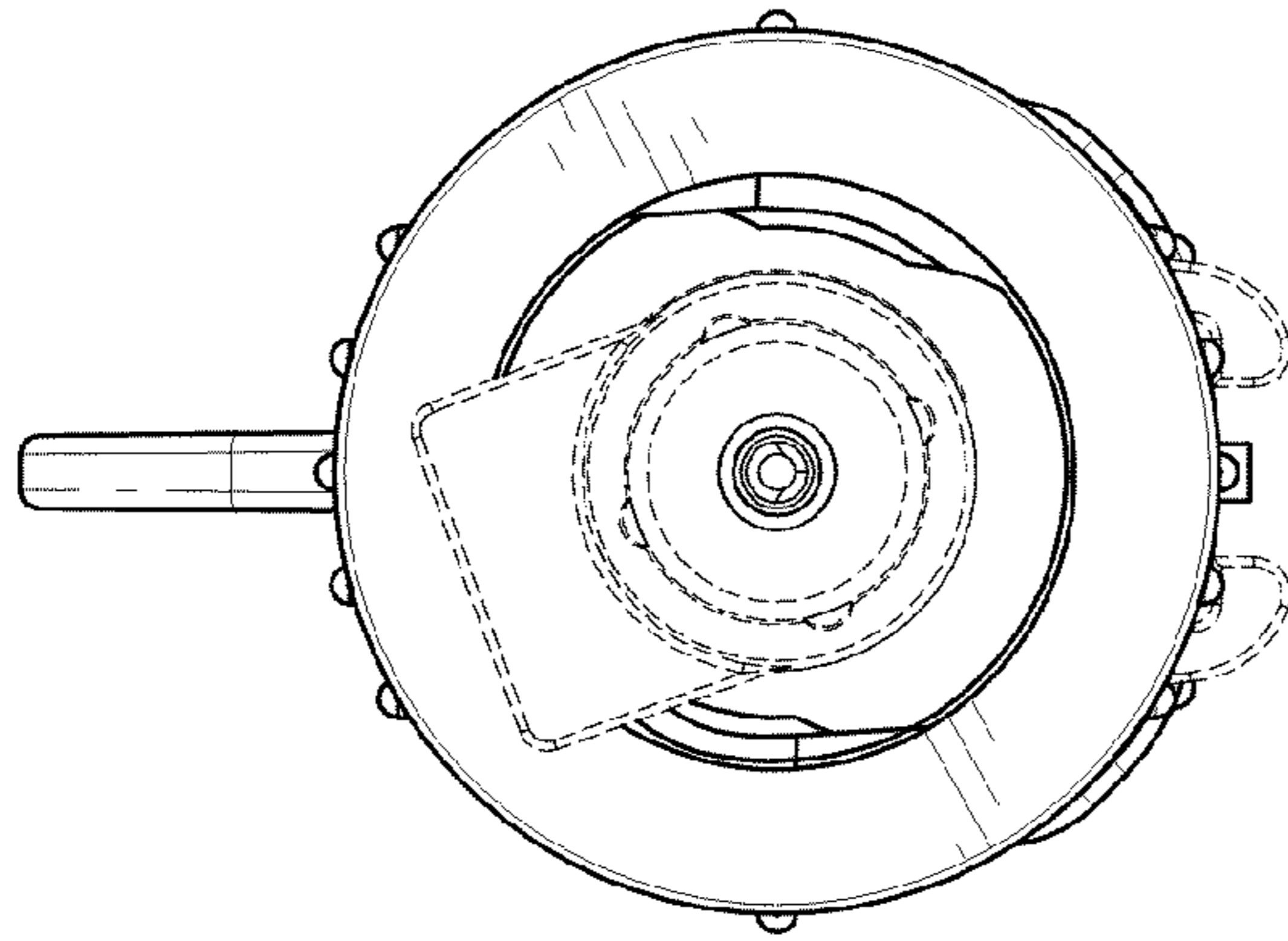


FIG. 12

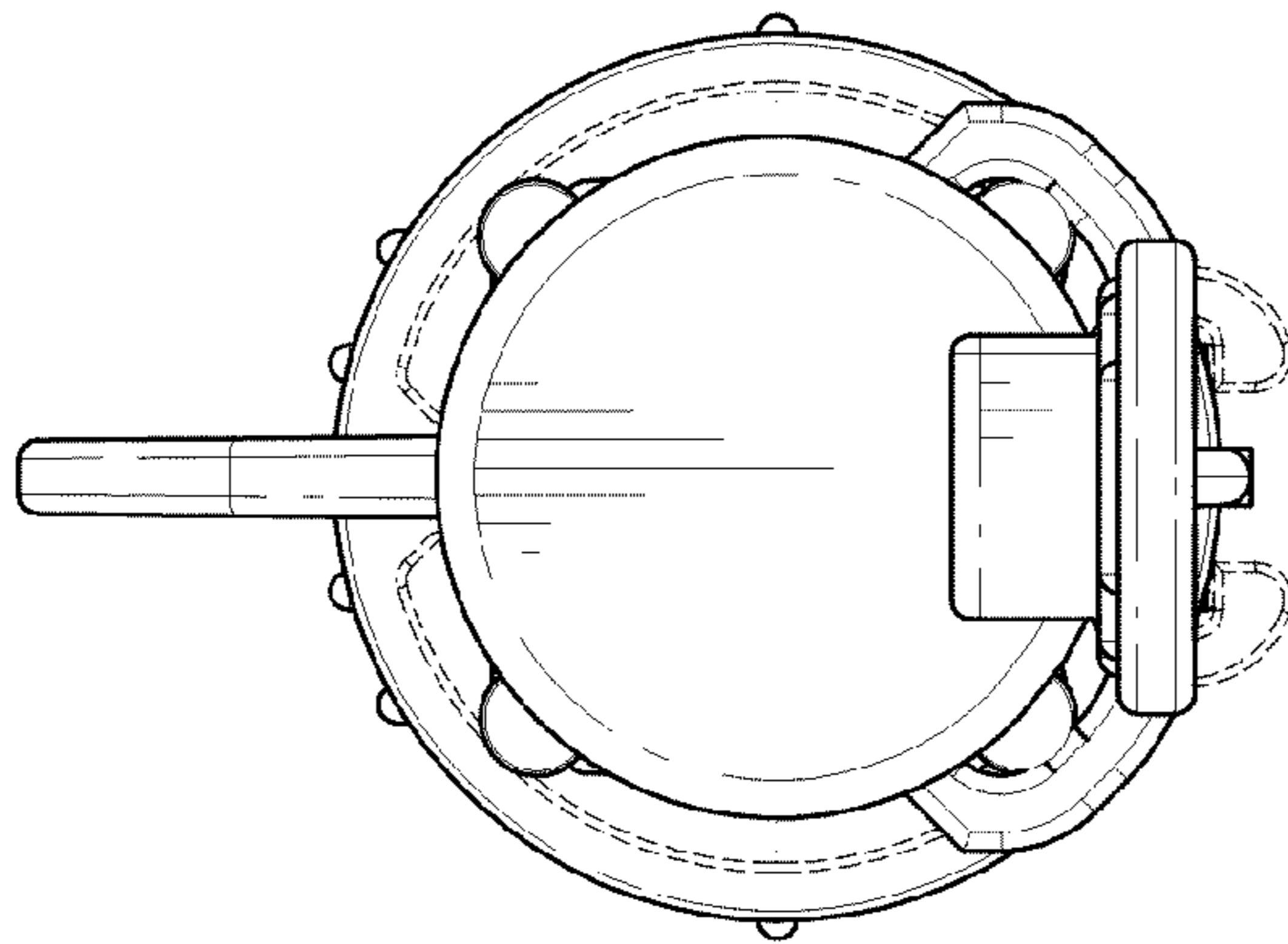


FIG. 11

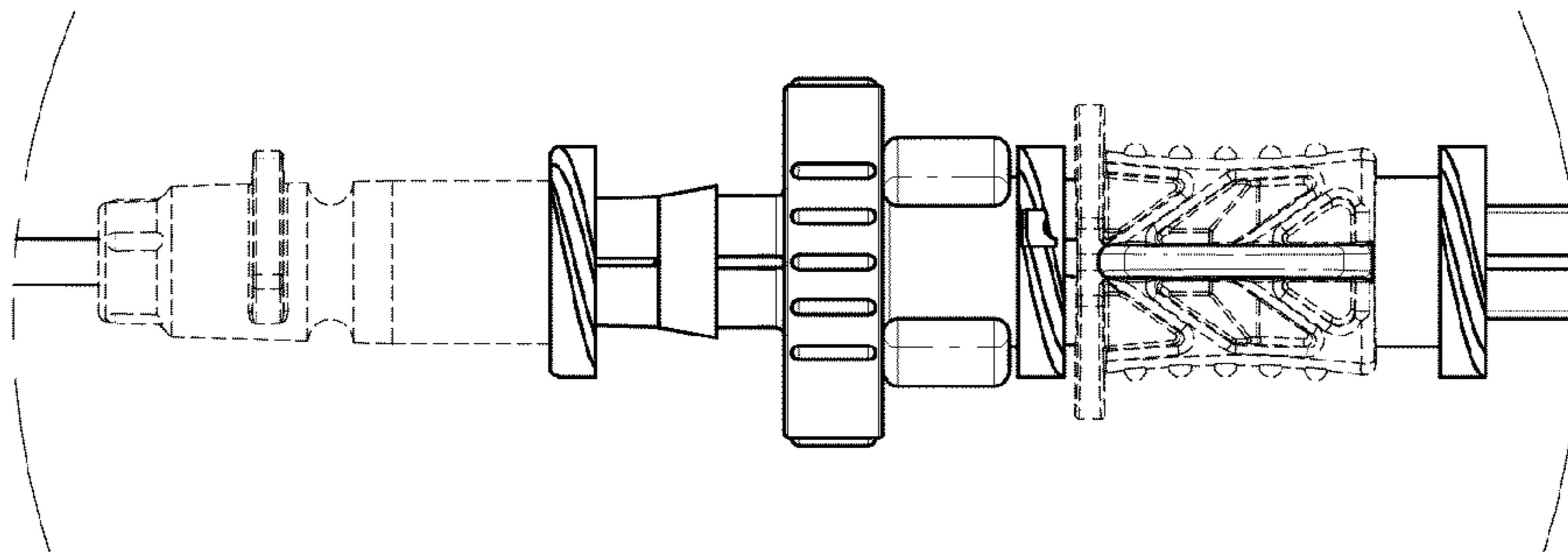


FIG. 13

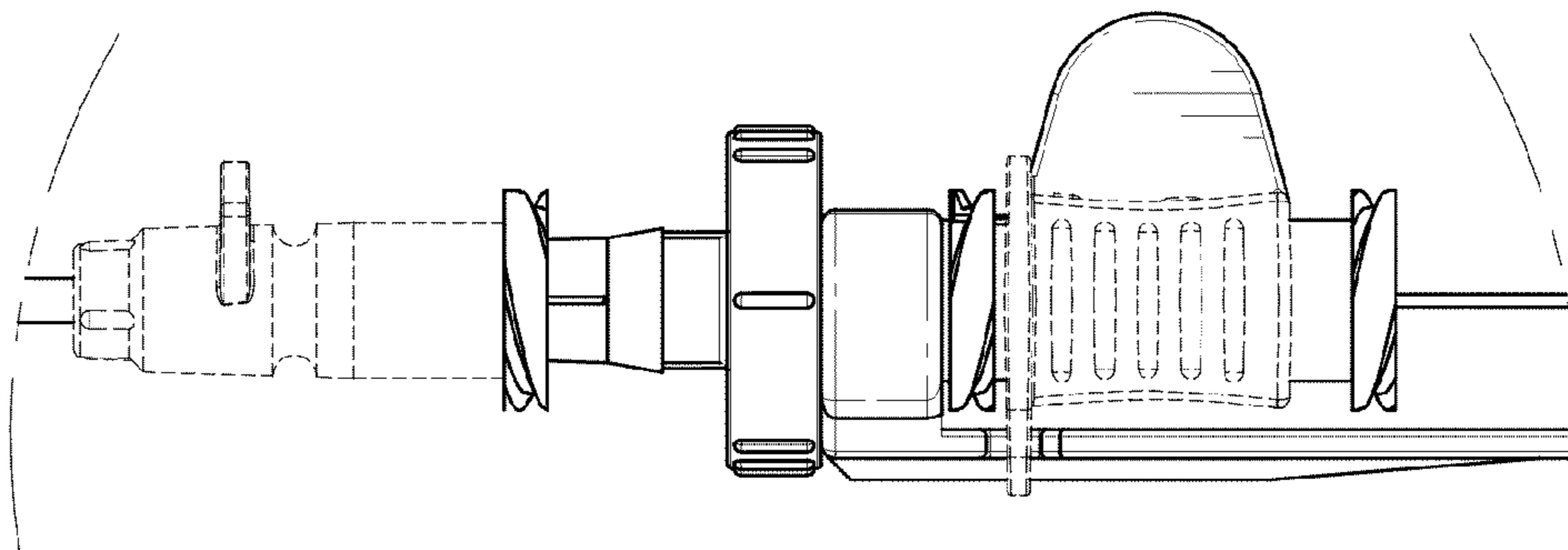


FIG. 14

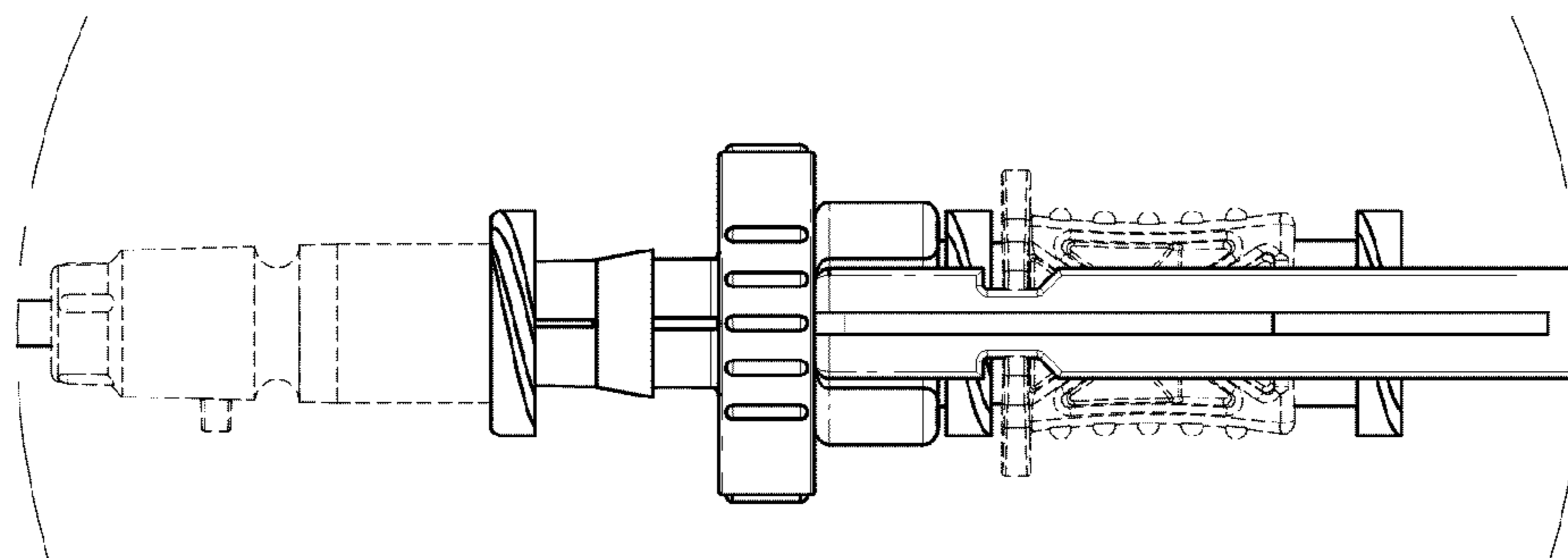


FIG. 15