



US00D624615S

(12) **United States Design Patent**
Kusmierz

(10) **Patent No.:** **US D624,615 S**

(45) **Date of Patent:** **** Sep. 28, 2010**

(54) **ACTIVITY PAD**

(76) **Inventor:** **Jeffrey M Kusmierz**, 9467 Kalamazoo Ave., Caledonia, MI (US) 49316

(**) **Term:** **14 Years**

(21) **Appl. No.:** **29/335,321**

(22) **Filed:** **Apr. 14, 2009**

(51) **LOC (9) Cl.** **21-02**

(52) **U.S. Cl.** **D21/686**

(58) **Field of Classification Search** D21/687,
D21/686, 662, 694, 692, 797, 689, 698, 788;
482/124, 125, 129, 142, 137, 96; 248/121,
248/125.1; 297/461

See application file for complete search history.

(56) **References Cited**

U.S. PATENT DOCUMENTS

| | | | | | |
|-----------|-----|---------|-----------------|-------|------------|
| 2,640,747 | A * | 6/1953 | Bodenhoff | | 248/444 |
| 3,136,522 | A * | 6/1964 | Calderone | | 248/318 |
| D265,154 | S * | 6/1982 | Cox | | D6/406.6 |
| D365,610 | S * | 12/1995 | Fraser | | D21/688 |
| 5,820,096 | A * | 10/1998 | Lynch et al. | | 248/346.01 |
| D493,500 | S * | 7/2004 | Dalebout et al. | | D21/694 |
| D495,379 | S * | 8/2004 | Dubus | | D21/686 |
| D561,273 | S * | 2/2008 | Wu | | D21/662 |
| D573,410 | S * | 7/2008 | Hou | | D7/553.4 |

| | | | | | |
|--------------|------|--------|---------------|-------|----------|
| D585,098 | S * | 1/2009 | Rauwerdink | | D21/686 |
| D591,560 | S * | 5/2009 | Lackey et al. | | D7/553.8 |
| 2005/0020418 | A1 * | 1/2005 | Lin | | 482/142 |
| 2005/0130814 | A1 * | 6/2005 | Nitta et al. | | 482/121 |

* cited by examiner

Primary Examiner—Robert M Spear
Assistant Examiner—Cynthia Underwood

(57) **CLAIM**

The ornamental design for an activity pad, as shown and described.

DESCRIPTION

FIG. 1 is a top perspective view of an activity-pad showing my new design;

FIG. 2 is a top plan view thereof, the bottom plan view being a mirror image;

FIG. 3 is a front elevation view thereof, the back elevation view being a mirror image;

FIG. 4 is a left end elevation view thereof, the right end elevation view being a mirror image; and,

FIG. 5 is a top perspective view thereof, shown in use.

The broken lines represent the environment in which the item is used and forms no part of the claim.

1 Claim, 3 Drawing Sheets

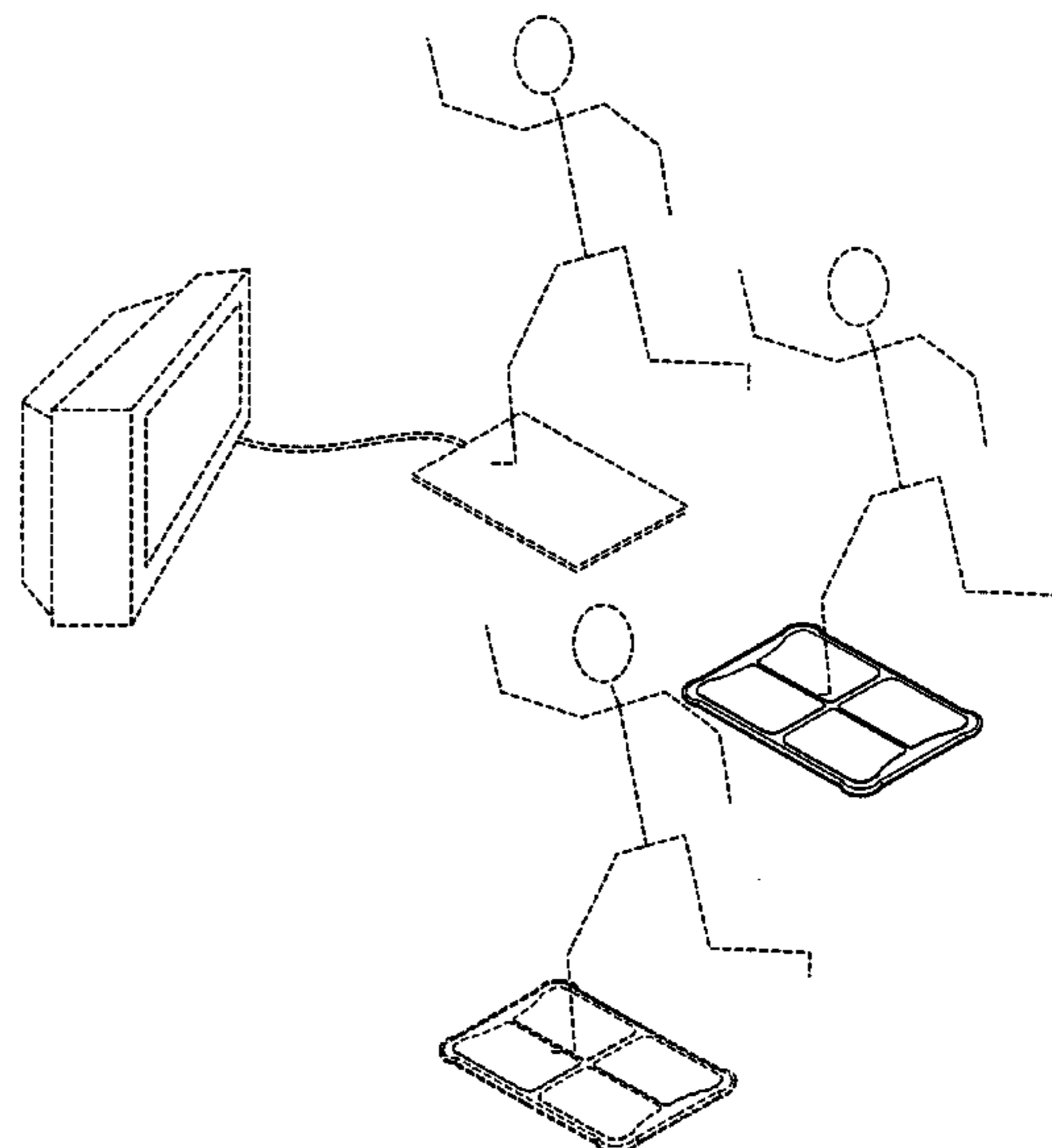
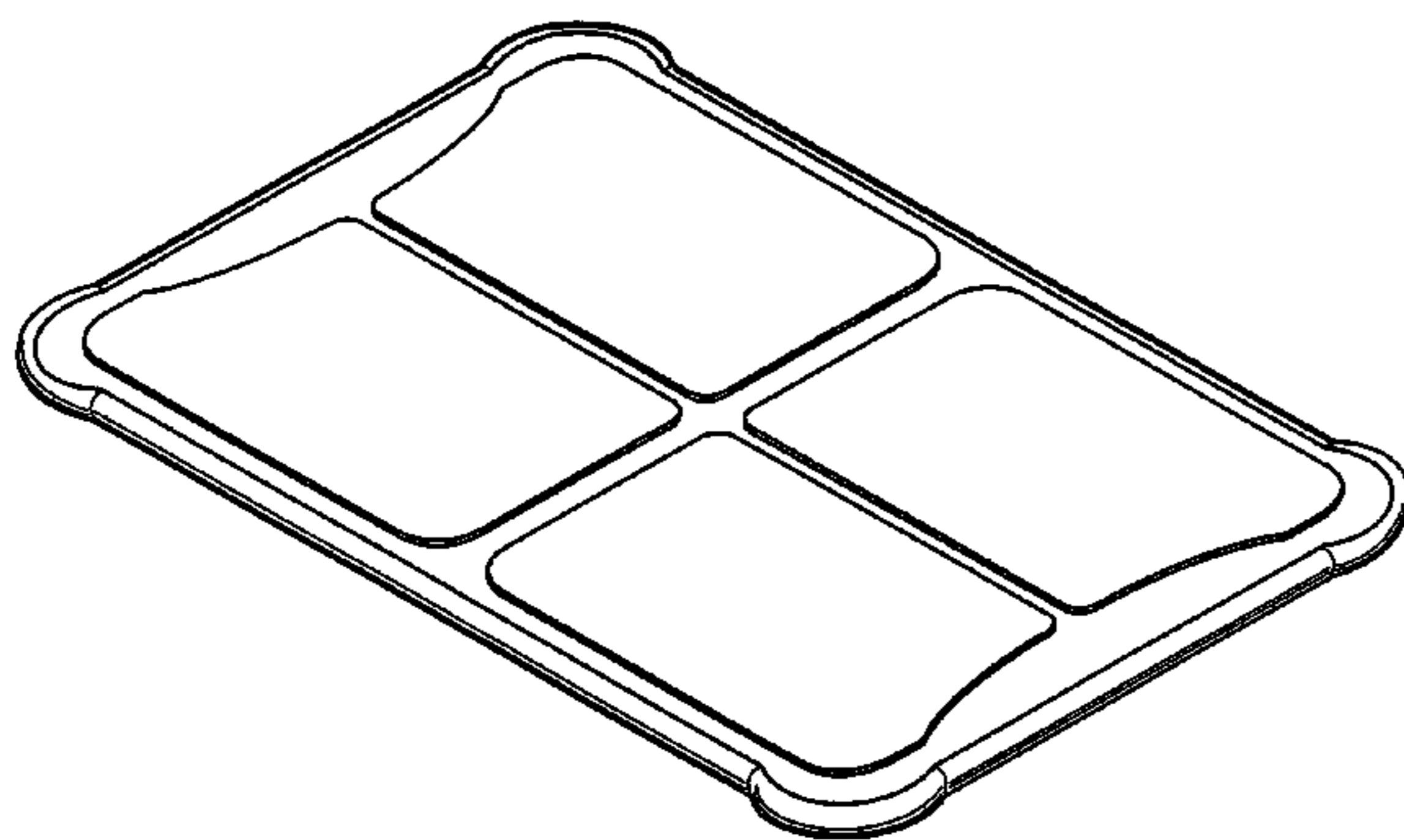


FIG. 1

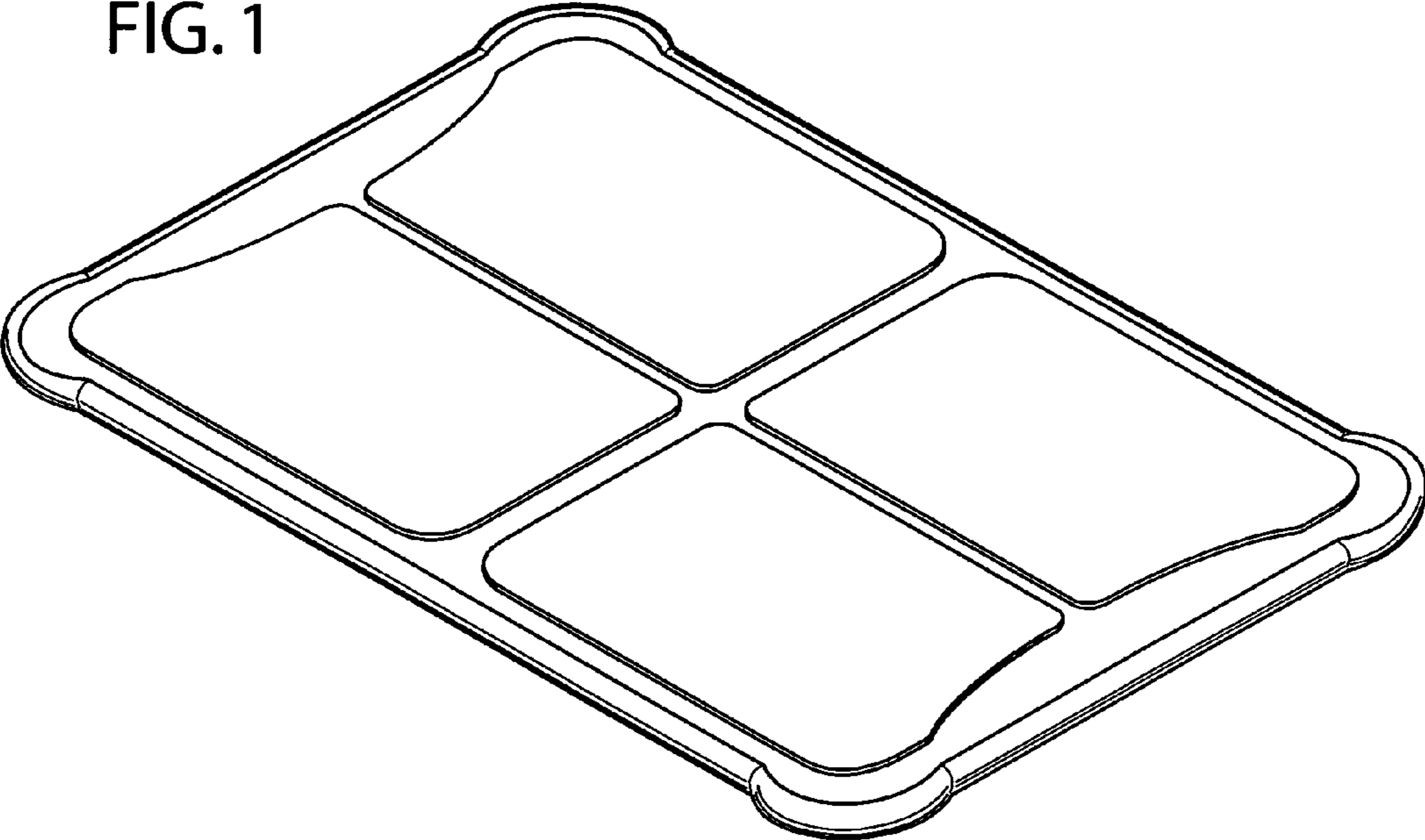


FIG. 2

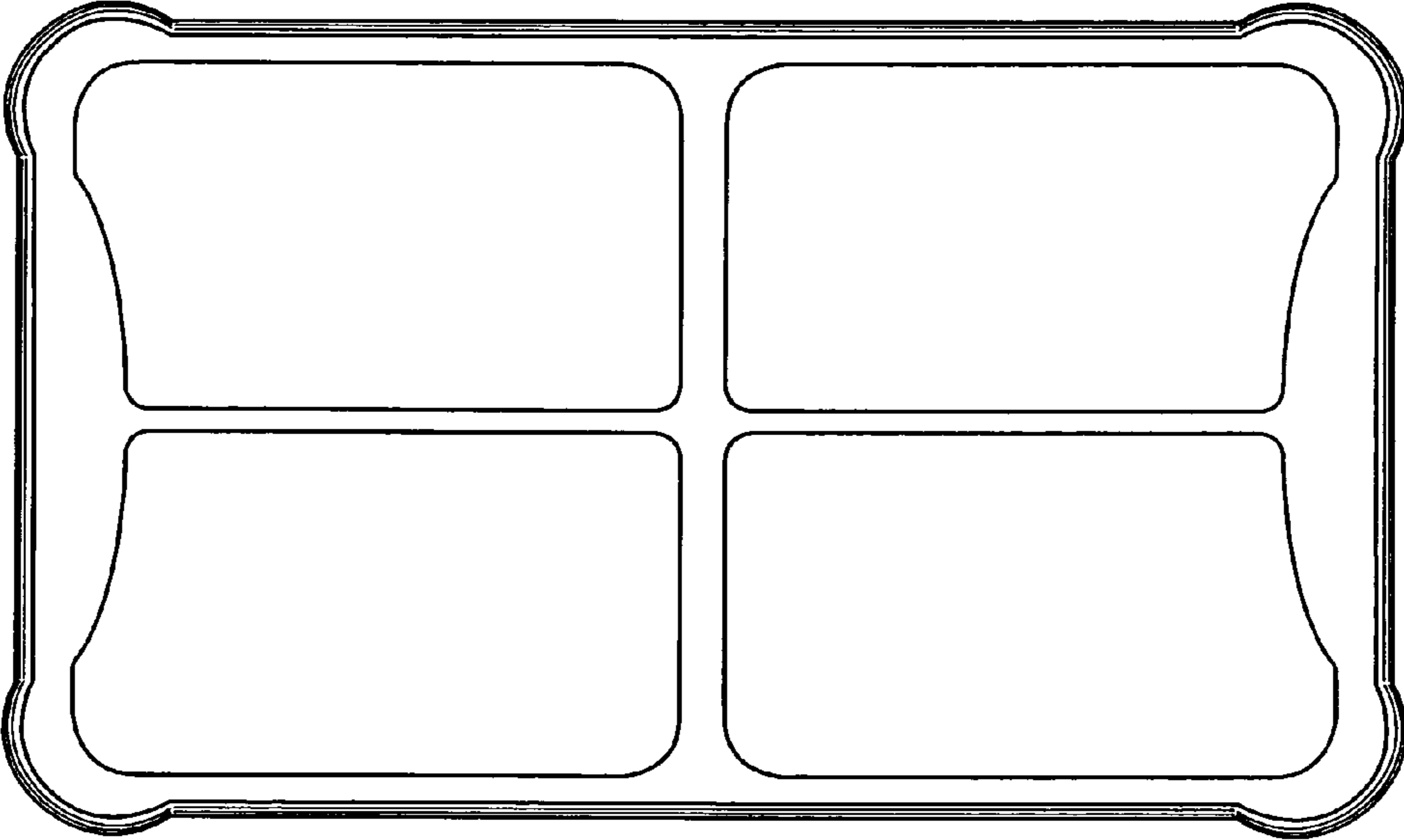




FIG. 3



FIG. 4

FIG. 5

