



US00D624601S

(12) **United States Design Patent**  
**Grossman**

(10) **Patent No.:** **US D624,601 S**

(45) **Date of Patent:** **\*\* Sep. 28, 2010**

(54) **REMOTE COVER**

(75) Inventor: **Steven Grossman**, Fairfield, CT (US)

(73) Assignee: **5381 Partners LLC**, Fairfield, CT (US)

(\*\*) Term: **14 Years**

(21) Appl. No.: **29/317,631**

(22) Filed: **May 2, 2008**

(51) **LOC (9) Cl.** ..... **21-01**

(52) **U.S. Cl.** ..... **D21/333; D14/218**

(58) **Field of Classification Search** ..... D14/218,  
D14/432, 356, 400, 401; D21/332, 333,  
D21/324, 328; 273/148 B; 46/1, 29-47;  
D3/218, 301; 361/807-810; 248/689, 690,  
248/309.1, 314, 346.01, 346.03, 346.06,  
248/346.04; 206/320, 305

See application file for complete search history.

(56) **References Cited**

**U.S. PATENT DOCUMENTS**

5,046,739	A *	9/1991	Reichow	.....	273/148 B
5,648,757	A *	7/1997	Vernace et al.	.....	340/539.32
D396,495	S	7/1998	Hirokane		
D461,631	S	8/2002	Hussaini et al.		
D461,850	S	8/2002	Hussaini et al.		
D476,806	S *	7/2003	Sofa et al.	.....	D3/218
D483,376	S *	12/2003	Mundt	.....	D14/440
6,772,881	B2 *	8/2004	Le et al.	.....	206/305
6,926,141	B2 *	8/2005	Montler	.....	206/320
D521,567	S	5/2006	Svensen et al.		
D522,000	S	5/2006	Hussaini et al.		
D540,882	S *	4/2007	Crook	.....	D21/333
D556,201	S	11/2007	Ashida et al.		
D556,760	S	12/2007	Ashida et al.		

D559,254	S *	1/2008	Ashida et al.	.....	D14/400
D559,847	S *	1/2008	Ashida et al.	.....	D14/400
D563,409	S	3/2008	Liu		
2004/0016658	A1 *	1/2004	Le et al.	.....	206/305
2004/0188933	A1	9/2004	Siciliano		
2006/0124482	A1 *	6/2006	Hodges	.....	206/320
2009/0038721	A1 *	2/2009	Wakitani et al.	.....	150/154

**OTHER PUBLICATIONS**

“Wii FrontMan Wireless Guitar,” Amazon.com, 1 page.

“Wii Action Pack,” Amazon.com, 1 page.

“Wii Pool Stick,” Amazon.com, 1 page.

“Wii Ping Pong Paddles,” Amazon.com, 1 page.

\* cited by examiner

*Primary Examiner*—Prabhakar Deshmukh

(74) *Attorney, Agent, or Firm*—Proskauer Rose LLP

(57) **CLAIM**

The ornamental design of a remote cover, as shown and described.

**DESCRIPTION**

FIG. 1 is a perspective view of a remote cover showing my new design;

FIG. 2 is a front elevational view thereof;

FIG. 3 is a left side elevational view thereof;

FIG. 4 is a right side elevational view thereof;

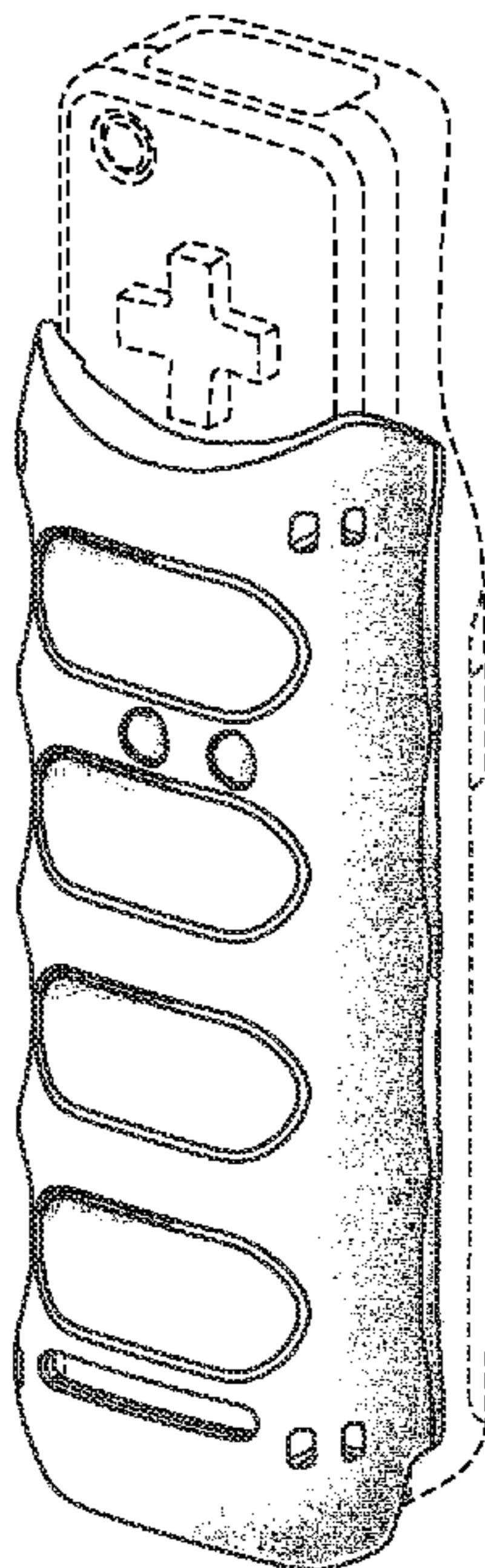
FIG. 5 is a rear elevational view thereof;

FIG. 6 is a top plan view thereof; and,

FIG. 7 is a bottom plan view thereof.

The broken lines environment is for illustrative purposes only and forms no part of the claimed design.

**1 Claim, 7 Drawing Sheets**



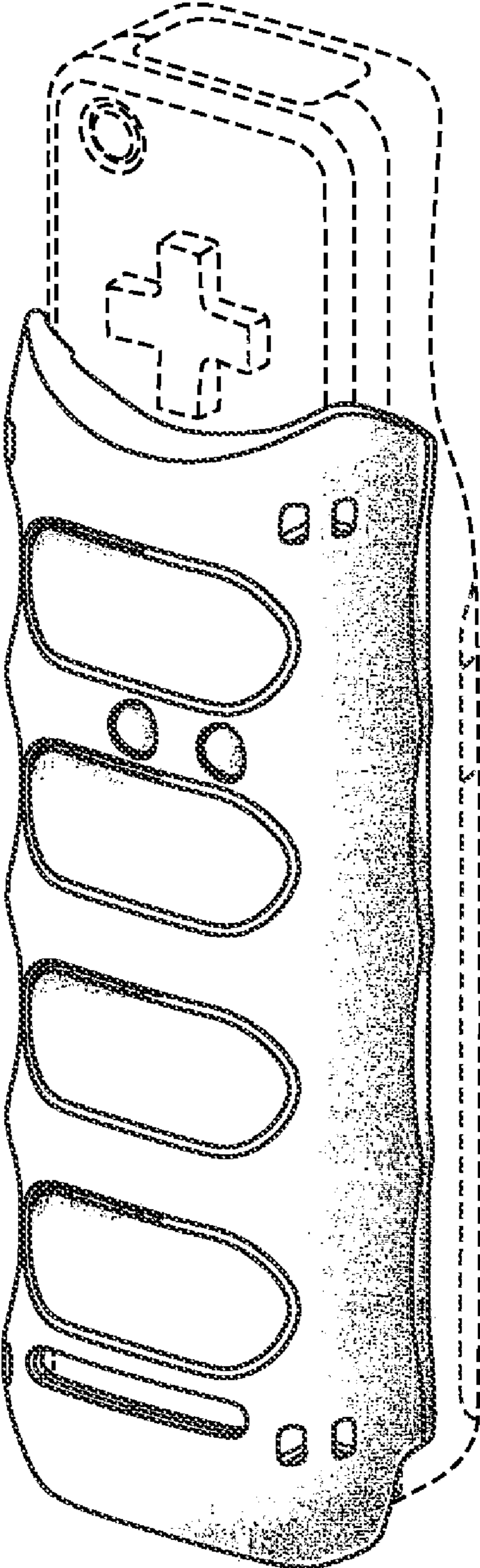


FIG. 1

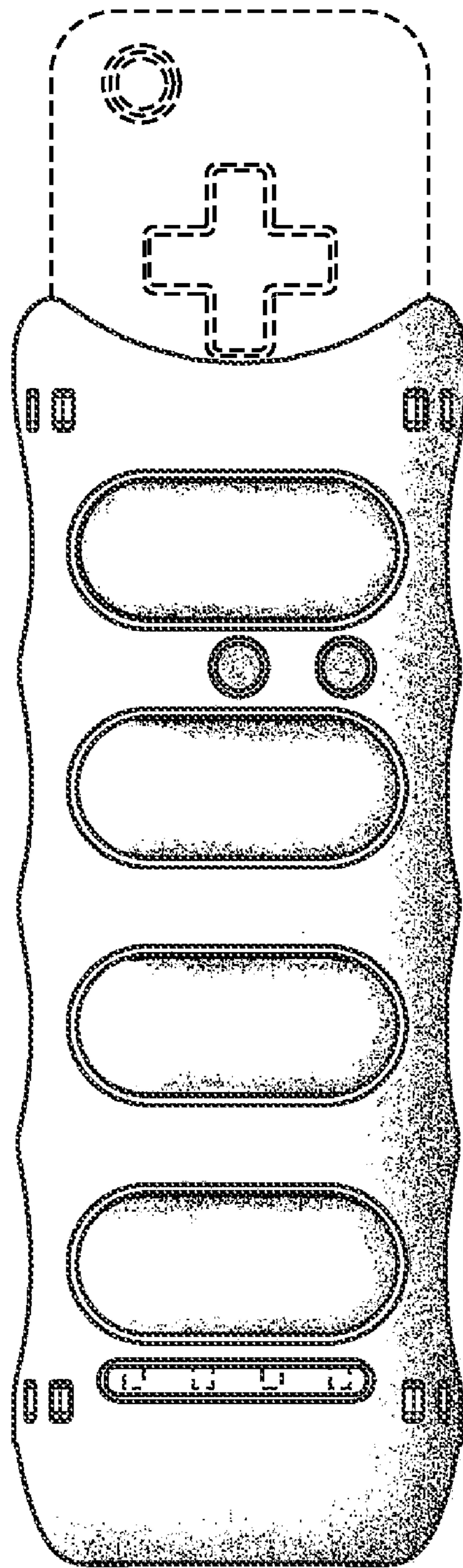


FIG. 2

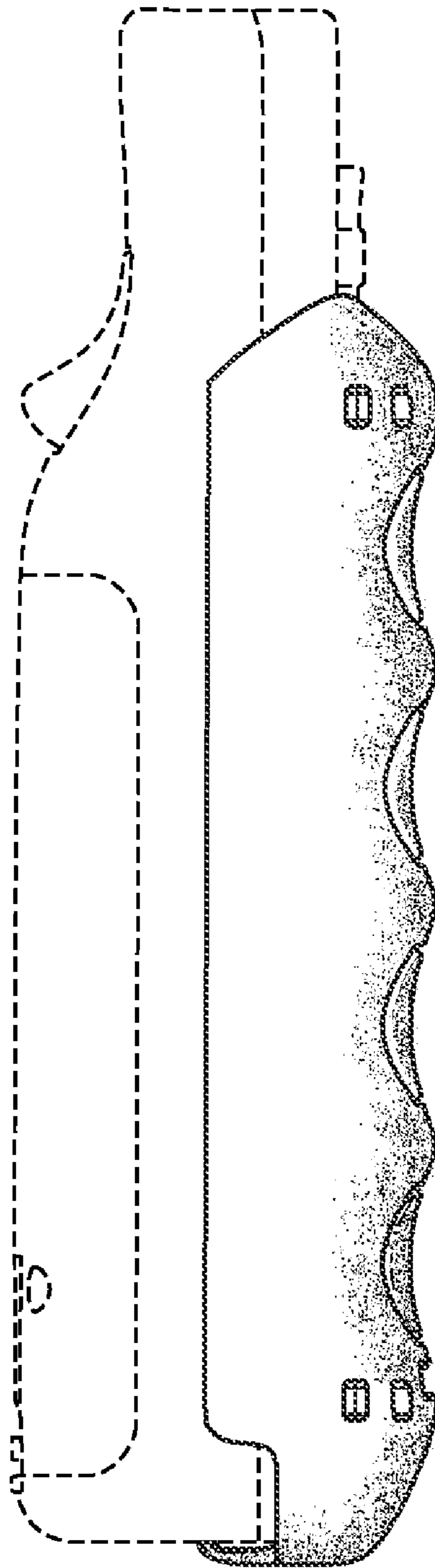


FIG. 3



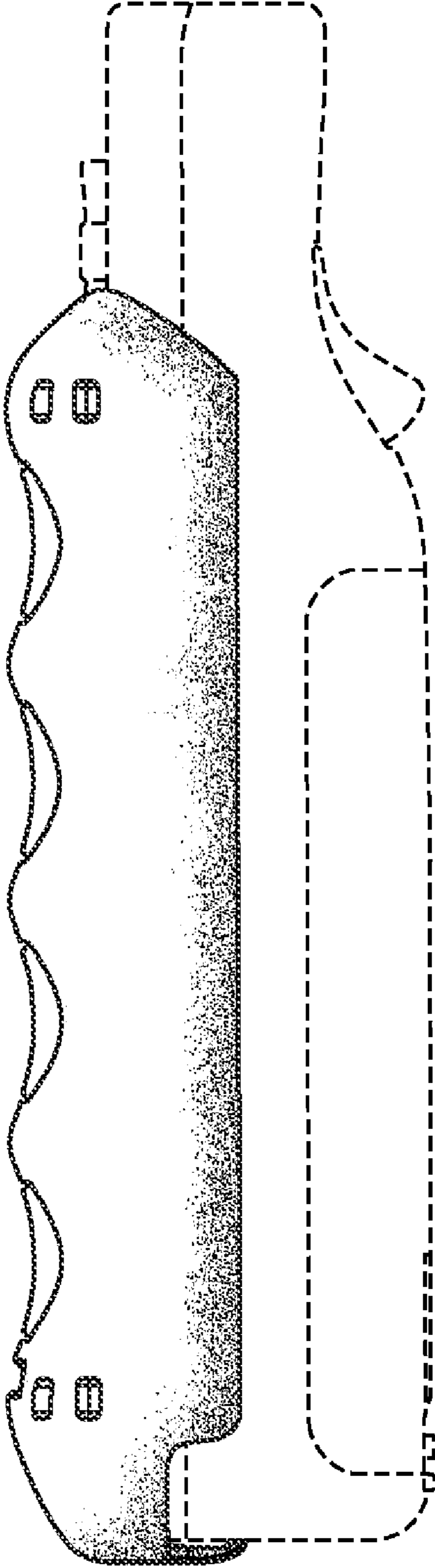


FIG. 4

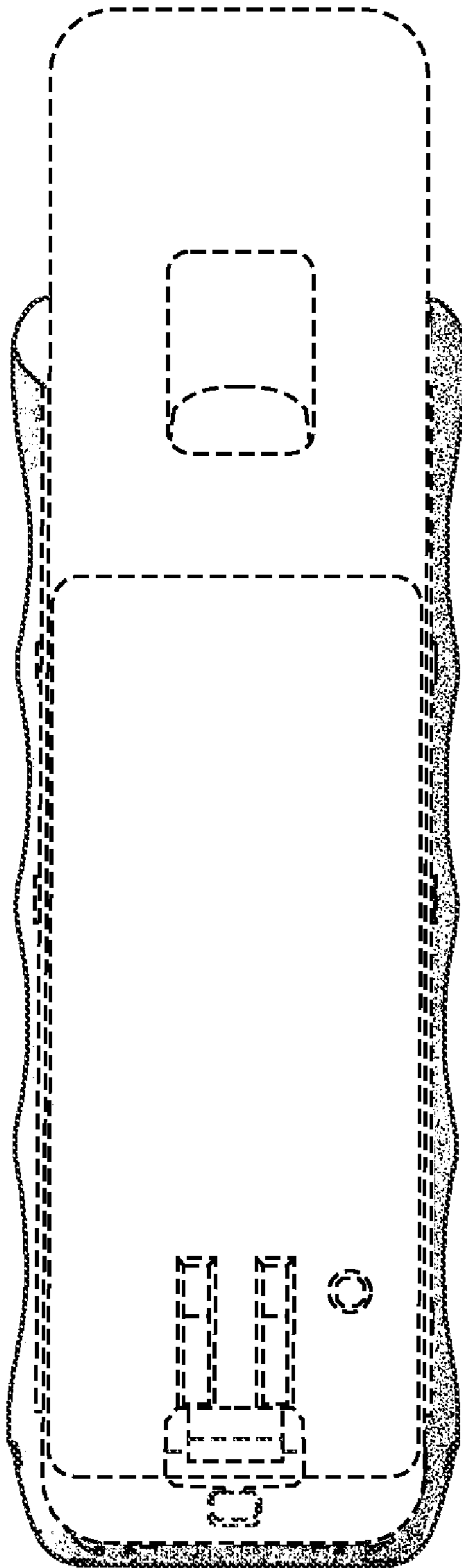


FIG. 5

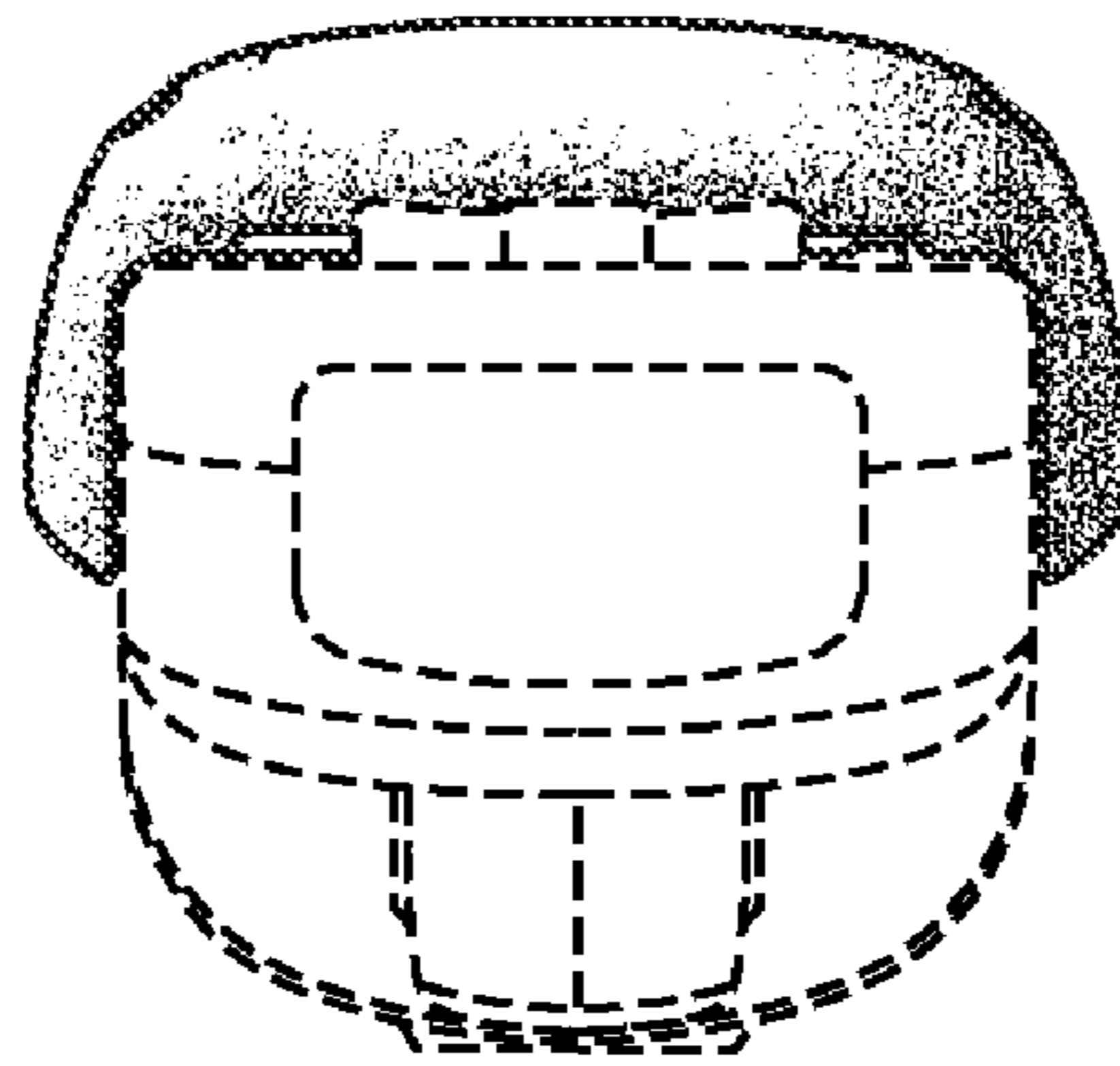


FIG. 6

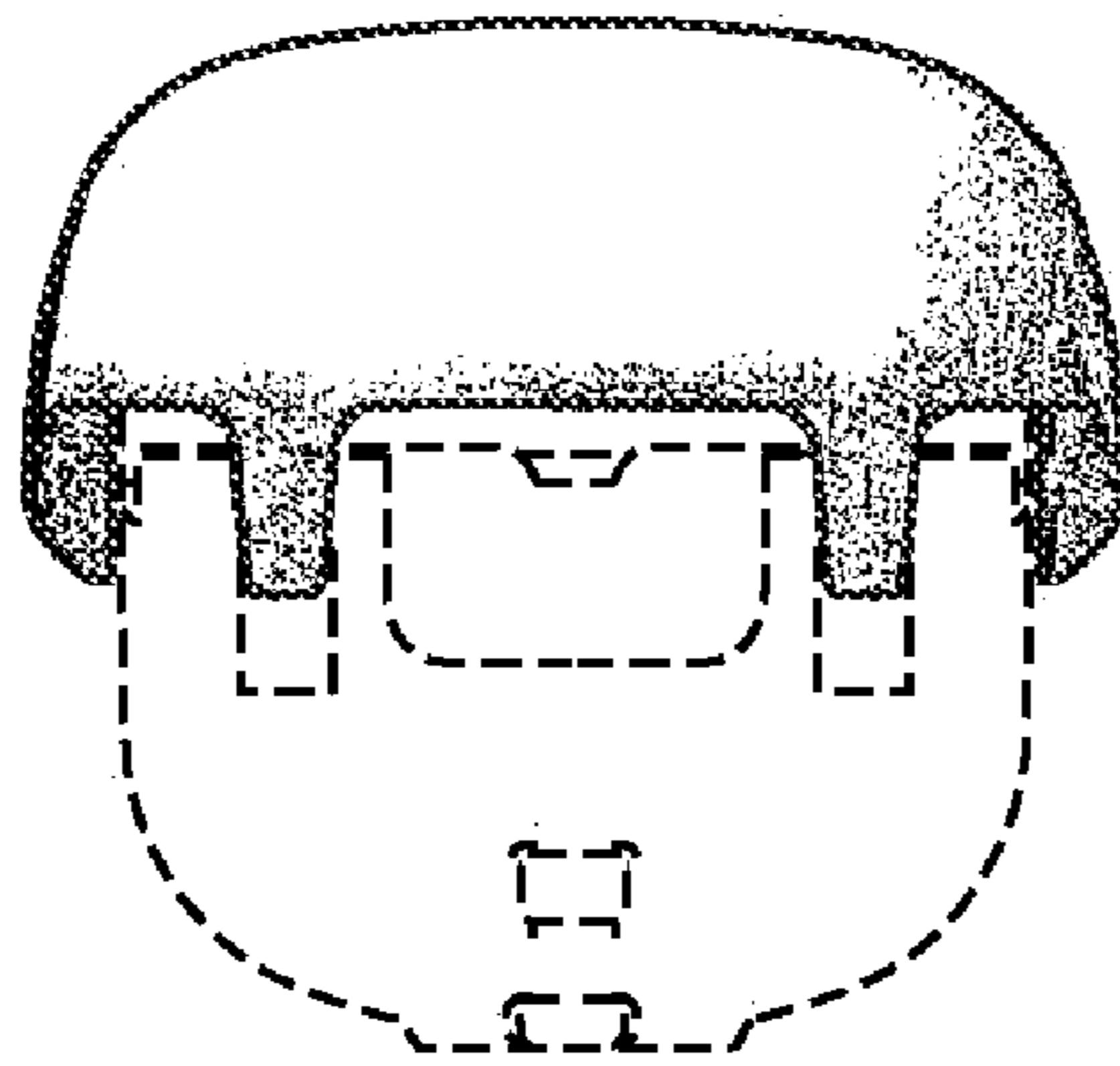


FIG. 7