



US00D624580S

(12) **United States Design Patent**
Banker

(10) **Patent No.:** **US D624,580 S**

(45) **Date of Patent:** **** Sep. 28, 2010**

(54) **EYEGLASS FRAMES**

(75) Inventor: **Matthew Banker**, Daytona Beach, FL
(US)

(73) Assignee: **Achievia Direct, Inc.**, Ormond Beach,
FL (US)

(**) Term: **14 Years**

(21) Appl. No.: **29/358,338**

(22) Filed: **Mar. 25, 2010**

(51) **LOC (9) Cl.** **16-06**

(52) **U.S. Cl.** **D16/326; D16/335**

(58) **Field of Classification Search** D16/101,
D16/300-342; D29/109-110; D24/110.2;
351/41, 44, 51-52, 62, 158, 92, 103-123,
351/140, 153, 45-46; 2/426-432, 447-449,
2/441, 434-437, 13, 15; D21/483, 659-661
See application file for complete search history.

(56) **References Cited**

U.S. PATENT DOCUMENTS

D219,755 S * 1/1971 Bloch D16/326
D402,305 S * 12/1998 Tragatschnig D16/326
D423,034 S * 4/2000 Arnette D16/326

D547,793 S * 7/2007 Baden et al. D16/326
D554,689 S * 11/2007 Jannard et al. D16/326
D561,812 S * 2/2008 Fox et al. D16/325
D568,920 S * 5/2008 Anderl D16/326
D592,237 S * 5/2009 Flanagan D16/326

* cited by examiner

Primary Examiner—Raphael Barkai

(74) *Attorney, Agent, or Firm*—McKinney Law, PLLC

(57) **CLAIM**

I claim the ornamental design for eyeglass frames, as shown and described.

DESCRIPTION

FIG. 1 is a top perspective view of an embodiment of eyeglass frames showing my new design;

FIG. 2 is a bottom perspective view thereof;

FIG. 3 is a bottom view thereof;


FIG. 4 is a top view thereof;

FIG. 5 is a front elevational view thereof;

FIG. 6 is a rear elevational view thereof; and,

FIG. 7 is a side elevational view, the opposite side being a mirror image thereof.

1 Claim, 3 Drawing Sheets



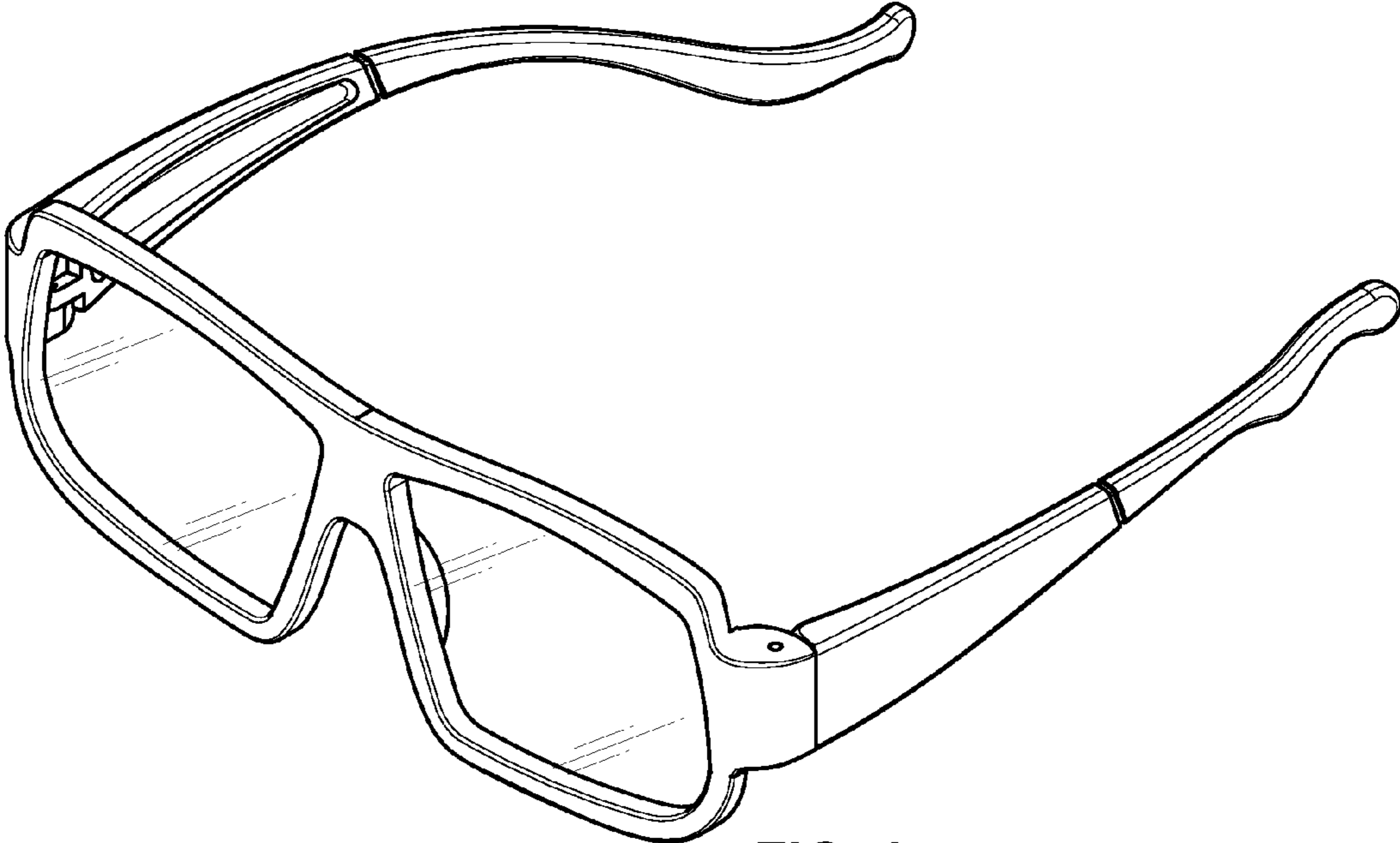


FIG. 1




FIG. 2

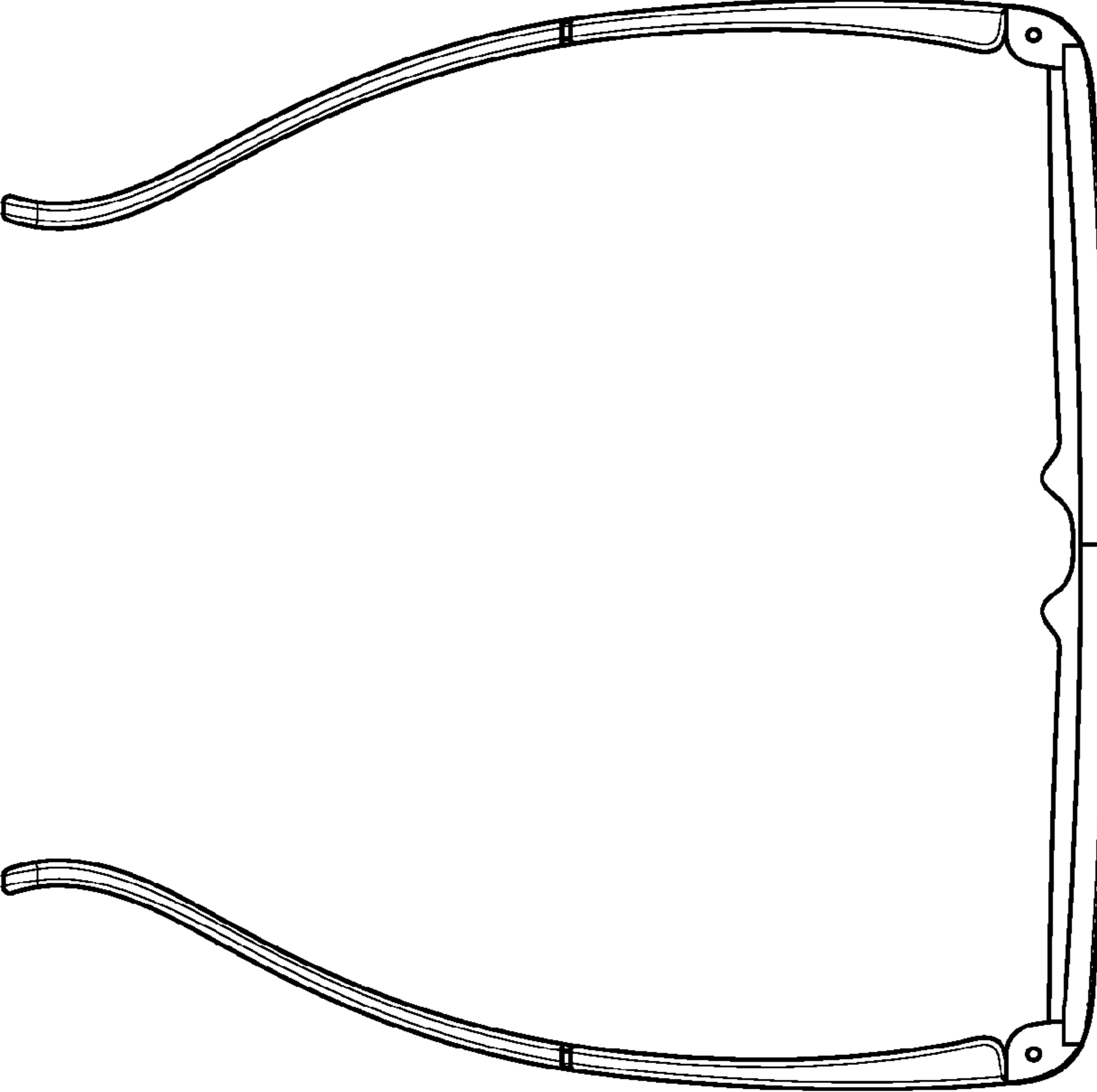


FIG. 4

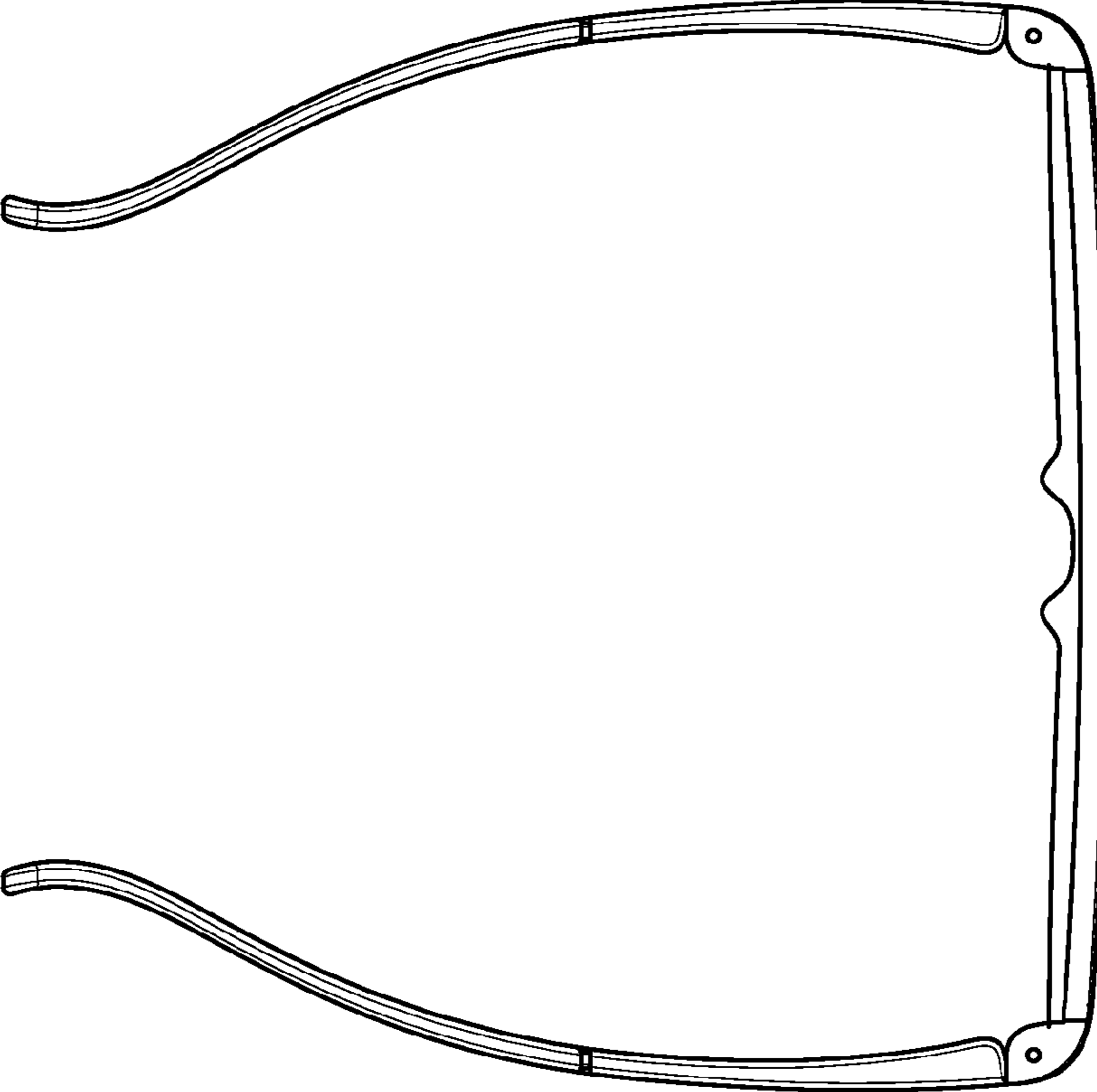


FIG. 3




FIG. 5

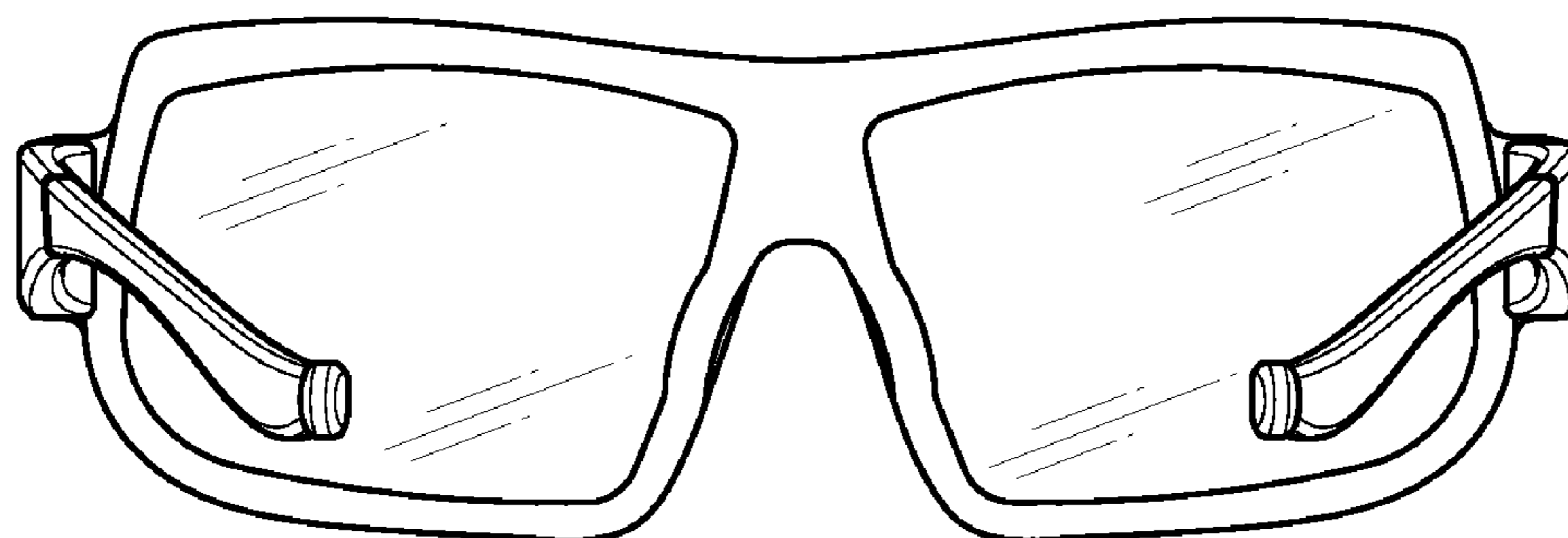


FIG. 6

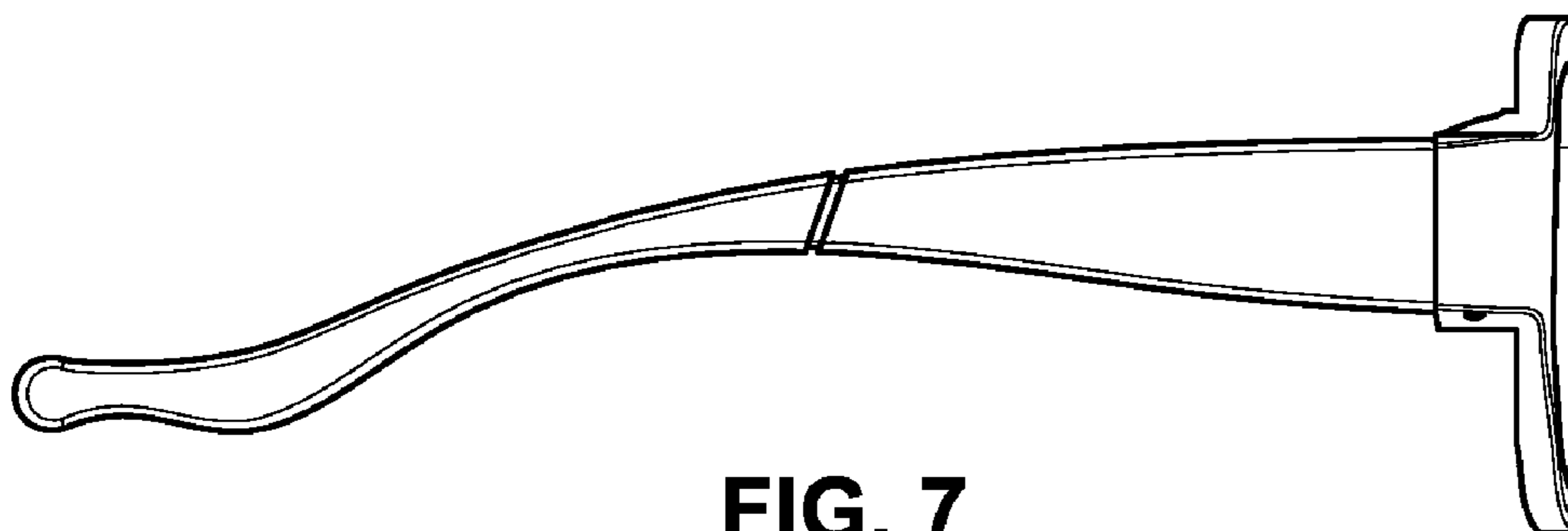


FIG. 7