



US00D624575S

(12) **United States Design Patent**
Rittweger

(10) **Patent No.:** **US D624,575 S**

(45) **Date of Patent:** **** *Sep. 28, 2010**

(54) **REPAIR UNIT FOR PNEUMATIC TIRES**

(75) Inventor: **Stefan Rittweger**, Neumental (DE)

(73) Assignee: **Continental AG**, Hannover (DE)

(*) Notice: This patent is subject to a terminal disclaimer.

(**) Term: **14 Years**

(21) Appl. No.: **29/312,463**

(22) Filed: **Oct. 22, 2008**

(30) **Foreign Application Priority Data**

Jul. 16, 2008 (EM) I 000970710

(51) **LOC (9) Cl.** **15-99**

(52) **U.S. Cl.** **D15/199**

(58) **Field of Classification Search** D8/105,
D8/499; D15/199; 141/38, 67, 100; 152/415
See application file for complete search history.

(56) **References Cited**

U.S. PATENT DOCUMENTS

- 4,284,451 A * 8/1981 Conley 156/97
- 6,283,172 B1 * 9/2001 Thurner 141/38
- 6,345,650 B1 * 2/2002 Paasch et al. 141/5
- 6,789,581 B2 * 9/2004 Cowan et al. 141/38
- D509,838 S * 9/2005 Wong D15/199
- D544,895 S * 6/2007 Izumoto et al. D15/199

- D557,299 S * 12/2007 Marini et al. D15/199
- D574,866 S * 8/2008 Yoshida D15/199
- 2004/0159365 A1 * 8/2004 Cowan et al. 141/38
- 2004/0221439 A1 * 11/2004 Villarreal 29/407.08
- 2008/0029181 A1 * 2/2008 Marini 141/38

* cited by examiner

Primary Examiner—Sandra Snapp

Assistant Examiner—Patricia Palasik

(74) *Attorney, Agent, or Firm*—Laurence A. Greenberg;
Werner H. Stemer; Ralph E. Locher

(57) **CLAIM**

The ornamental design for a repair unit for pneumatic tires, as shown and described.

DESCRIPTION

The patent or application file contains at least one drawing executed in color. Copies of this patent with color drawings will be provided by the Office upon request and payment of the fee.

FIG. 1 is a front, top perspective view of the repair unit for pneumatic tires, showing my new design;

FIG. 2 is a similar view thereof, at a slightly steeper viewing angle;

FIG. 3 is top view thereof; and,

FIG. 4 is a perspective rear view thereof.

1 Claim, 4 Drawing Sheets
(4 of 4 Drawing Sheet(s) Filed in Color)






FIG. 1




FIG. 2




FIG. 3



FIG. 4