



US00D624539S

(12) **United States Design Patent**  
**Tsai**

(10) **Patent No.:** **US D624,539 S**  
(45) **Date of Patent:** **\*\* Sep. 28, 2010**

(54) **PORTABLE ELECTRONIC STORAGE  
DEVICE**

(75) Inventor: **Feng-Mi Tsai**, Chung Ho (TW)

(73) Assignee: **A-Data Technology (Suzhou) Co., Ltd.**,  
Suzhou, Jiangsu Province (CN)

(\*\*) Term: **14 Years**

(21) Appl. No.: **29/344,852**

(22) Filed: **Oct. 5, 2009**

(30) **Foreign Application Priority Data**

Jun. 12, 2009 (CN) ..... 2009 3 0047452

(51) **LOC (9) Cl.** ..... **14-02**

(52) **U.S. Cl.** ..... **D14/356**

(58) **Field of Classification Search** ..... D14/125,  
D14/137, 167, 168, 230, 231, 233, 235, 237,  
D14/240-242, 299, 432, 435, 436, 155, 496,  
D14/300-302, 313, 314, 214, 348-363, 365-370;  
D18/56; D10/65, 75, 78; D13/149, 162,  
D13/184, 199; D3/201, 273; 361/679.31-679.45  
See application file for complete search history.

(56) **References Cited**

**U.S. PATENT DOCUMENTS**

D255,038 S \* 5/1980 Itakura ..... D21/385  
D272,343 S \* 1/1984 Matsubara ..... D14/214  
D290,705 S \* 7/1987 Yomo ..... D14/435

D309,604 S \* 7/1990 Osaka et al. .... D14/368  
D441,757 S \* 5/2001 Hui ..... D14/435  
D509,819 S \* 9/2005 Yang ..... D14/203.4  
D516,578 S \* 3/2006 Matsuoka ..... D14/496  
D534,153 S \* 12/2006 Naruki ..... D14/203.7  
7,280,352 B2 \* 10/2007 Wilson et al. .... 361/679.33  
D594,030 S \* 6/2009 Rayn ..... D14/496  
D614,602 S \* 4/2010 Yoo ..... D14/203.7  
7,729,111 B2 \* 6/2010 Le et al. .... 361/679.33  
2006/0023415 A1 \* 2/2006 Rankins et al. .... 361/685

\* cited by examiner

*Primary Examiner*—Robin V Webster

*Assistant Examiner*—Karen E Kearney

(74) *Attorney, Agent, or Firm*—Cheng-Ju Chiang

(57) **CLAIM**

The ornamental design for portable electronic storage device,  
as shown and described.

**DESCRIPTION**

FIG. 1 is a perspective view of my new design;

FIG. 2 is a front view thereof;

FIG. 3 is a rear view thereof;

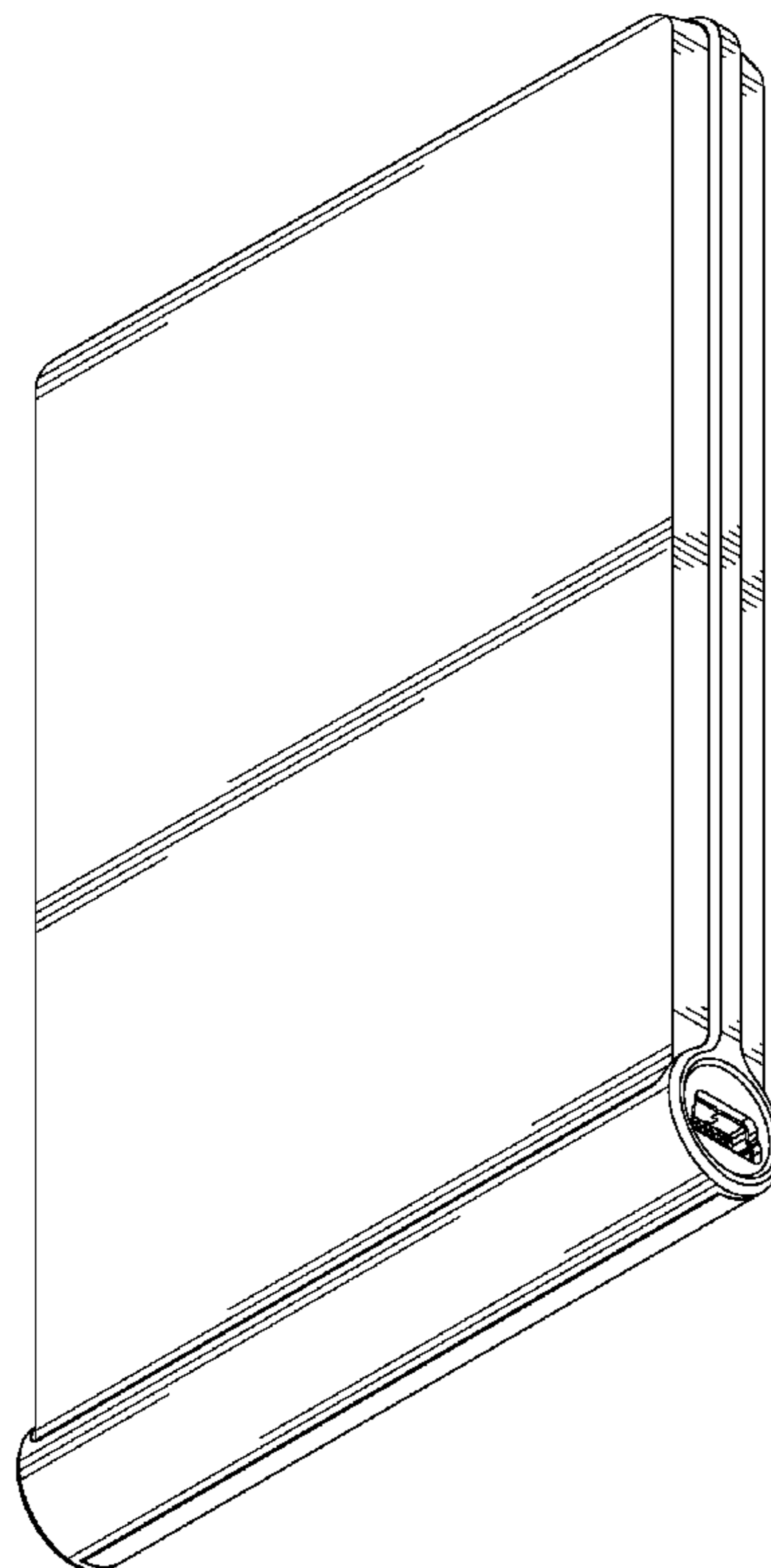
FIG. 4 is a left side view thereof;

FIG. 5 is a right side view thereof;

FIG. 6 is a top plan view thereof; and,

FIG. 7 is a bottom plan view thereof.

**1 Claim, 5 Drawing Sheets**






FIG. 1




FIG. 2




FIG. 3

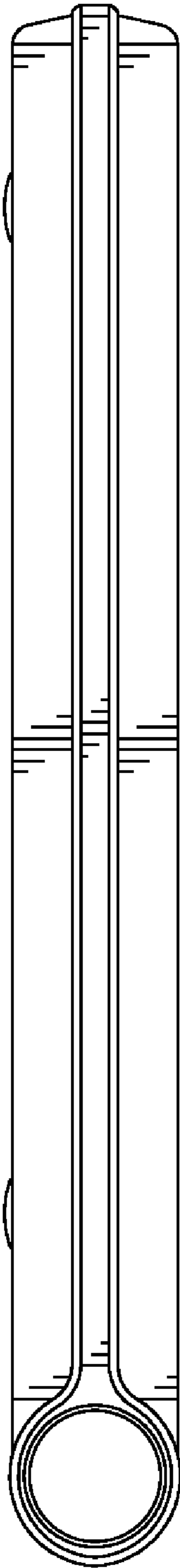


FIG. 4

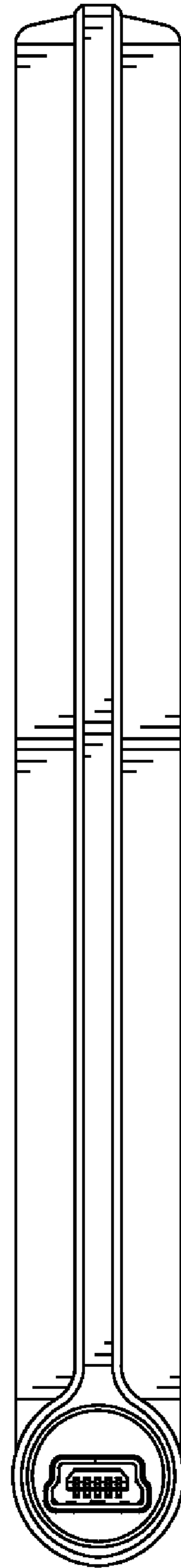


FIG. 5

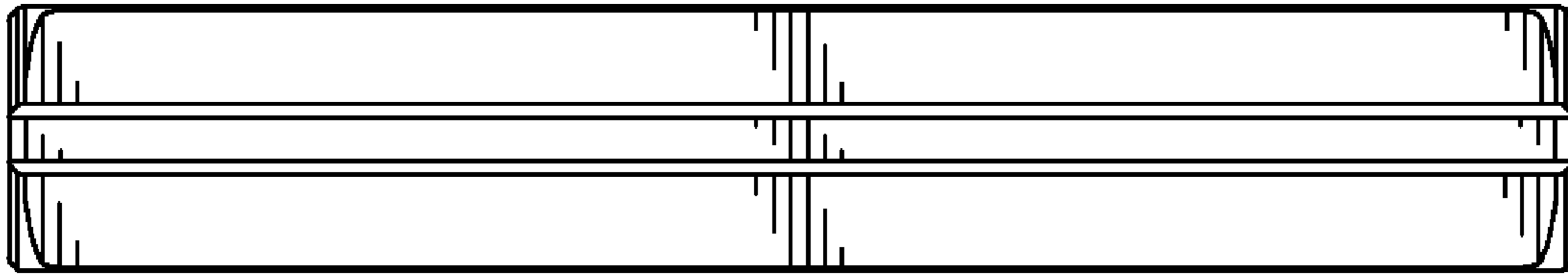


FIG. 6




FIG. 7