



US00D624524S

(12) **United States Design Patent**
Terzigni

(10) **Patent No.:** **US D624,524 S**

(45) **Date of Patent:** **** Sep. 28, 2010**

(54) **RECORDING DEVICE**

(76) **Inventor:** **Dante J. Terzigni**, 8596 Deer Creek La.,
Warren, OH (US) 44484

(**) **Term:** **14 Years**

(21) **Appl. No.:** **29/349,842**

(22) **Filed:** **May 10, 2010**

(51) **LOC (9) Cl.** **14-01**

(52) **U.S. Cl.** **D14/167**

(58) **Field of Classification Search** D14/167,
D14/154, 168, 188, 496, 156, 160, 161, 162,
D14/163, 164, 165, 192, 155, 203.7, 240;
D16/208; 455/351, 350; D10/106
See application file for complete search history.

(56) **References Cited**

U.S. PATENT DOCUMENTS

D298,234 S	*	10/1988	Sumita	D14/163
D345,314 S	*	3/1994	Chandra	D10/106
D368,909 S	*	4/1996	Fonseca et al.	D14/191
D376,595 S	*	12/1996	Torelli	D14/160
D378,293 S	*	3/1997	Chou	D14/167
D391,959 S	*	3/1998	Shibata	D14/167
D395,836 S	*	7/1998	Morelli, Jr.	D10/106
D418,134 S	*	12/1999	Crump	D14/167

D507,277 S	*	7/2005	Sitoh	D14/203.7
D513,617 S	*	1/2006	Tierney	D14/496
D521,527 S	*	5/2006	Lee	D14/203.7
D534,148 S	*	12/2006	Taylor et al.	D14/155
D542,303 S	*	5/2007	Cheng	D14/496
D556,211 S	*	11/2007	Howard	D14/496
D583,796 S	*	12/2008	Tanaka	D14/155
D592,635 S	*	5/2009	Obata et al.	D14/167
D601,121 S	*	9/2009	Chen	D14/167

* cited by examiner

Primary Examiner—Austin Murphy

(74) *Attorney, Agent, or Firm*—Harpman & Harpman

(57) **CLAIM**

The ornamental design for a recording device, as shown and described.

DESCRIPTION

FIG. 1 is a perspective view of the recording device.

FIG. 2 is a front elevational view thereof.

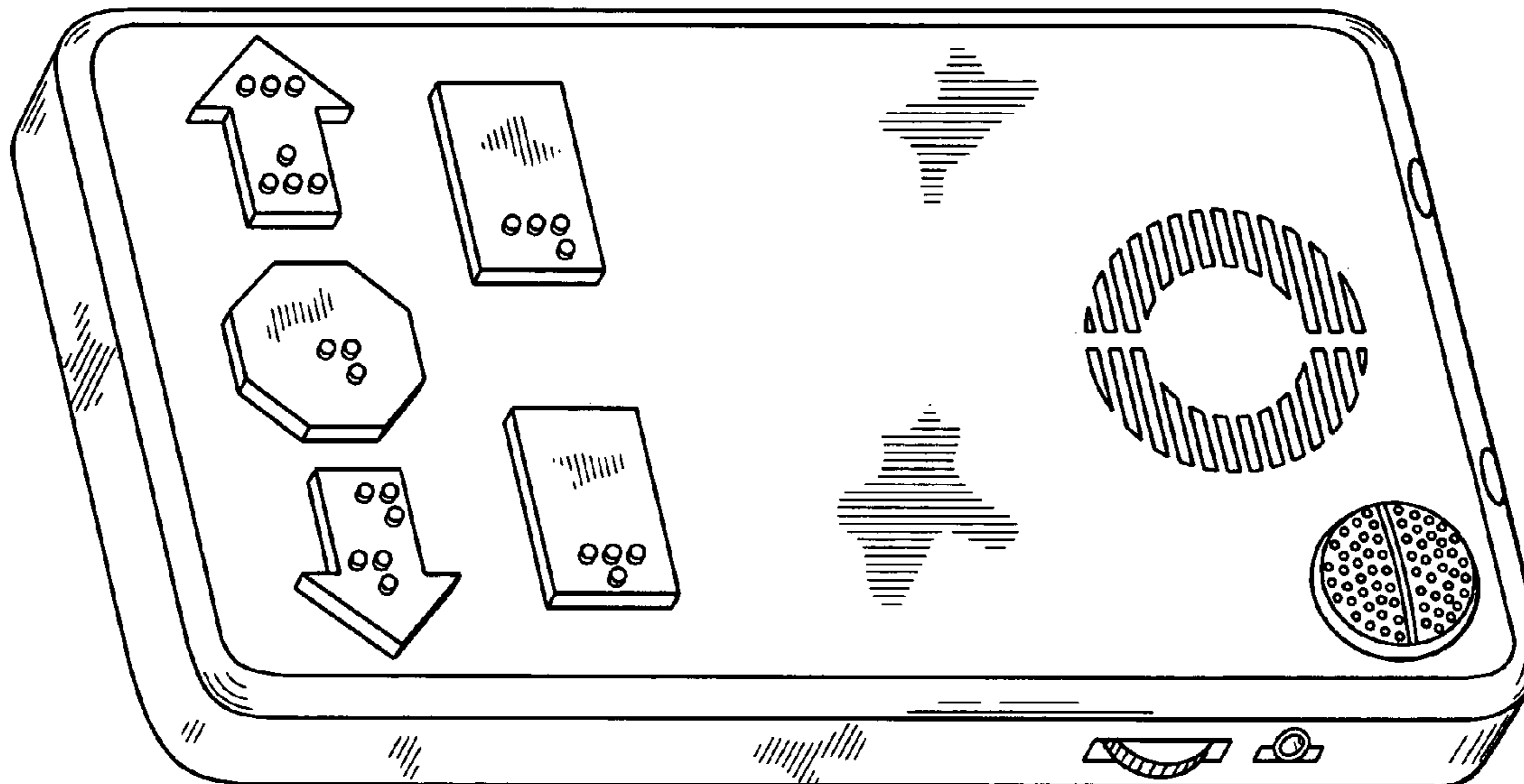
FIG. 3 is a rear elevational view thereof.

FIG. 4 is a bottom plan view thereof.

FIG. 5 is a left side elevational view thereof; and,

FIG. 6 is a right side elevational view thereof.

1 Claim, 3 Drawing Sheets



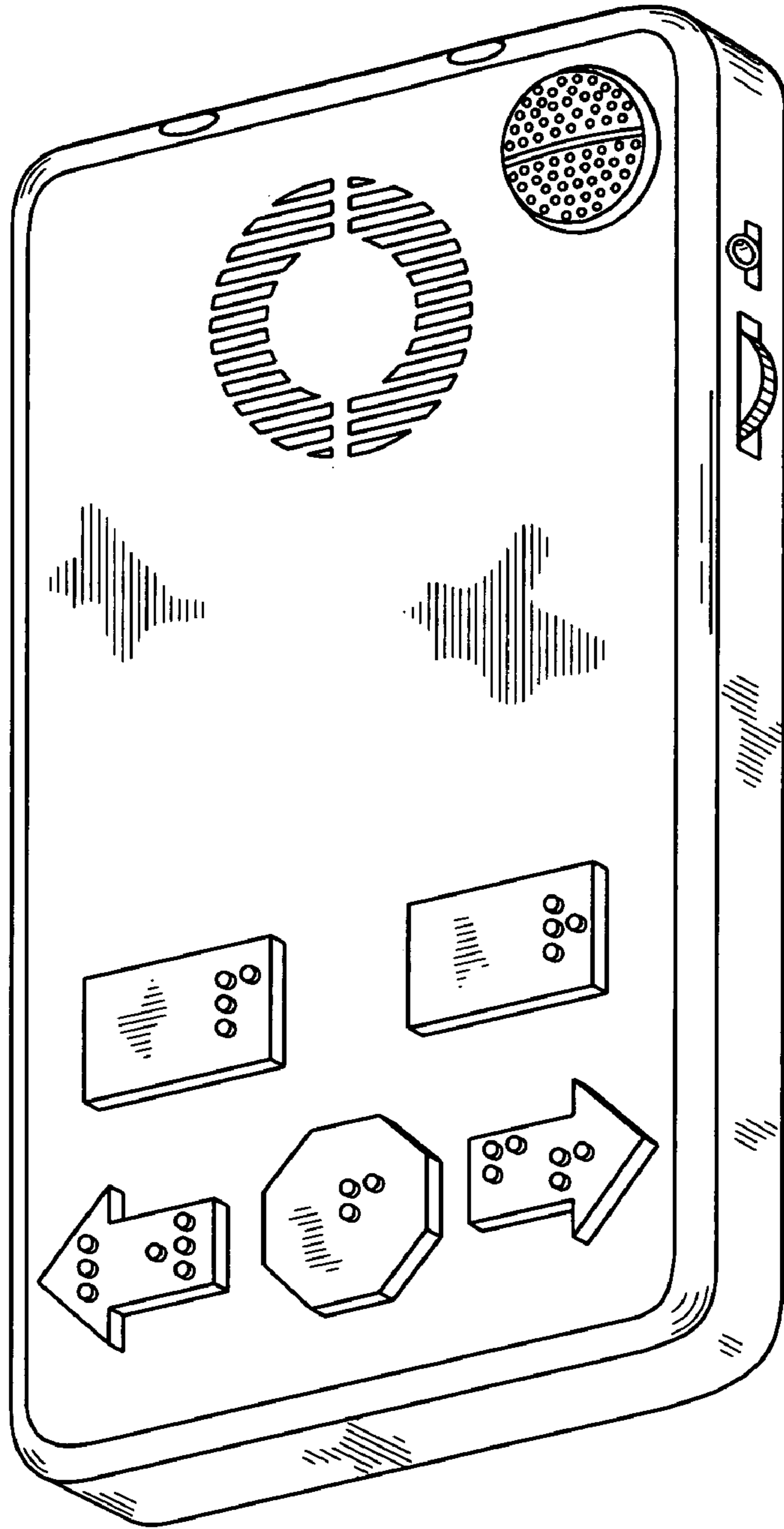


FIG. 1

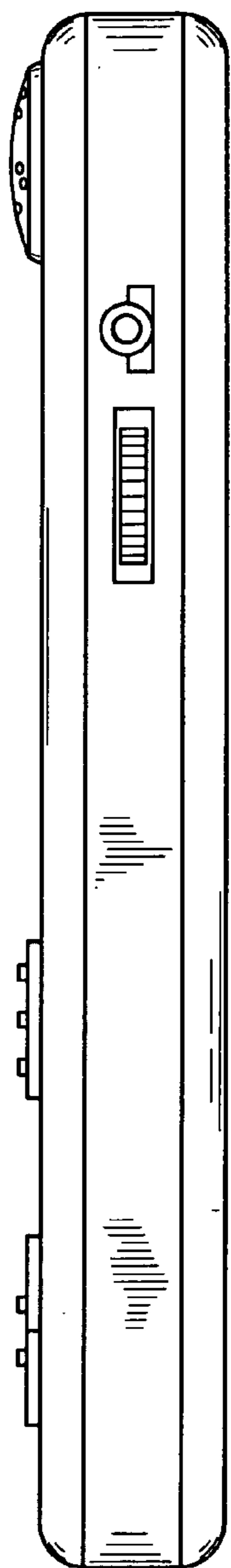


FIG. 2

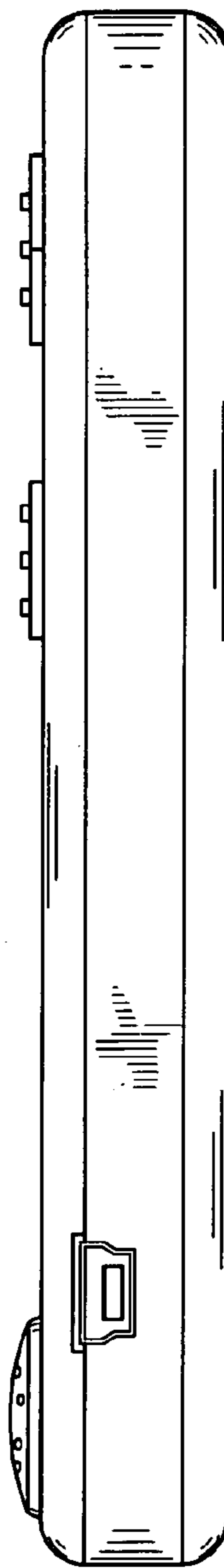


FIG. 3

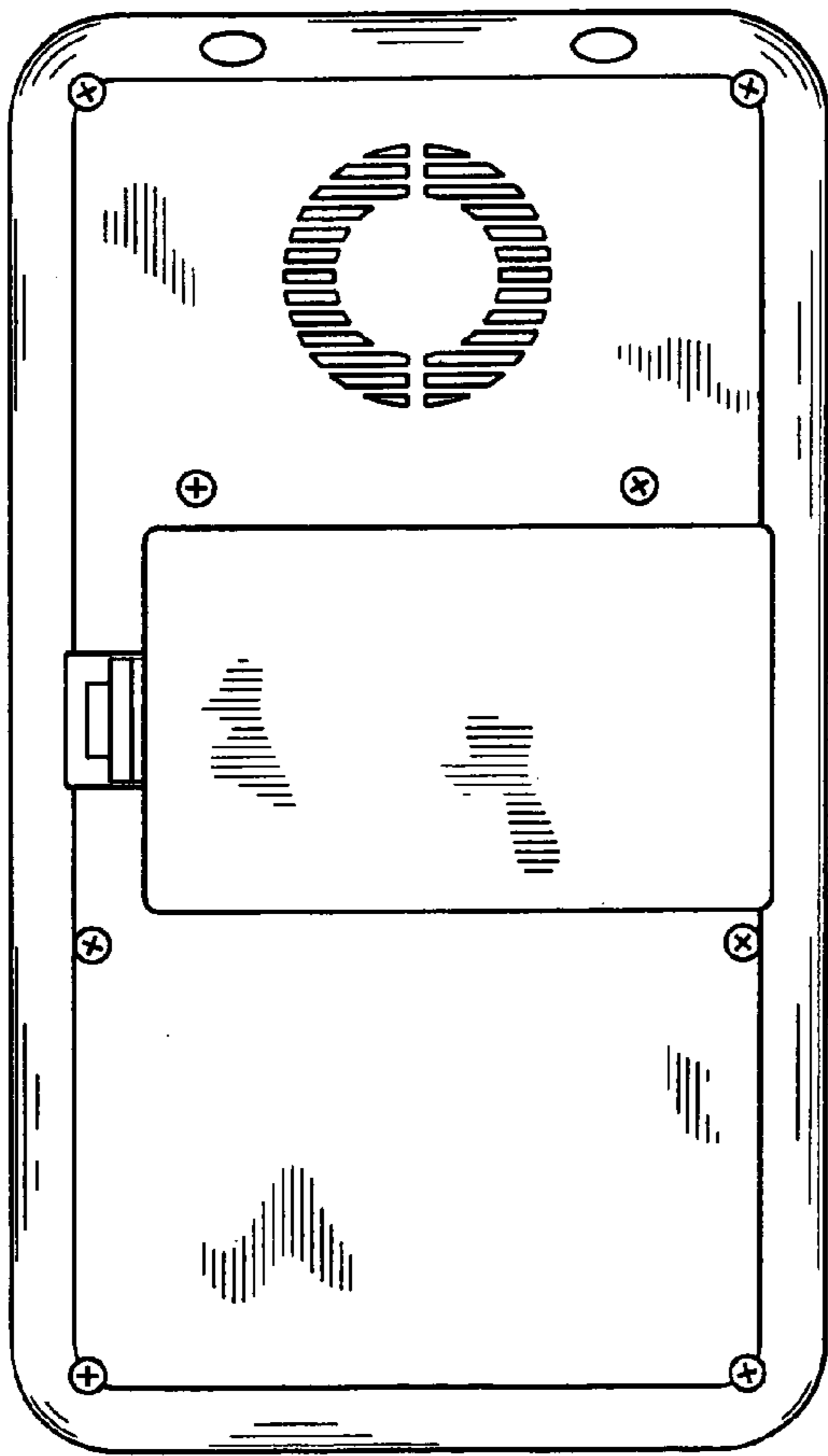


FIG. 4

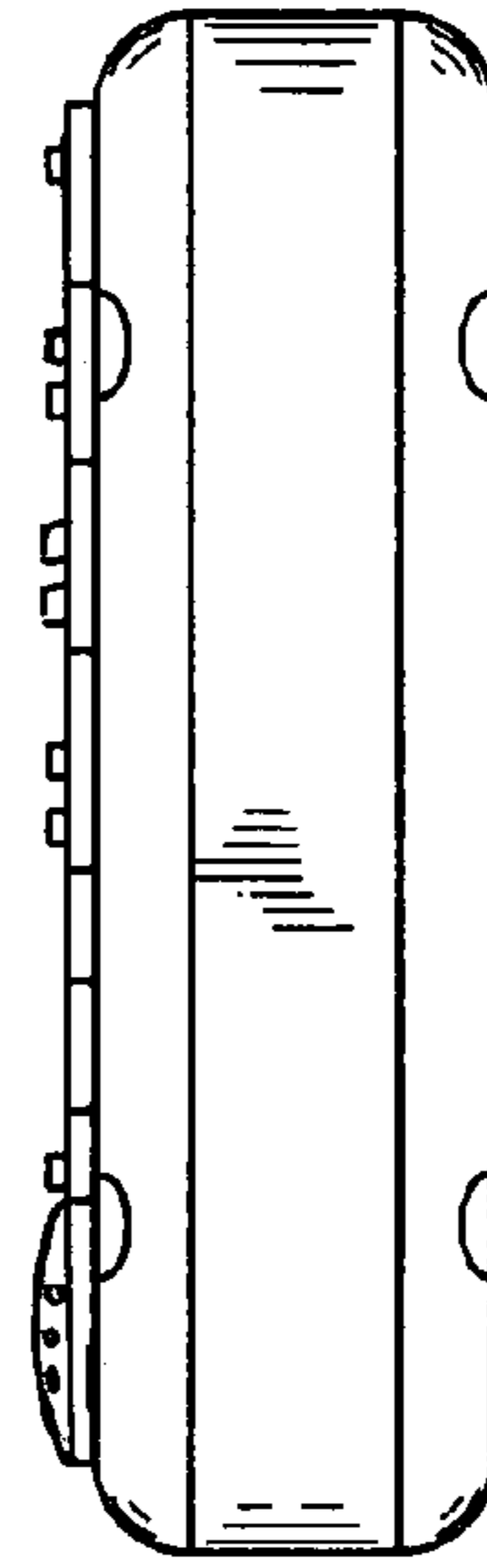


FIG. 6

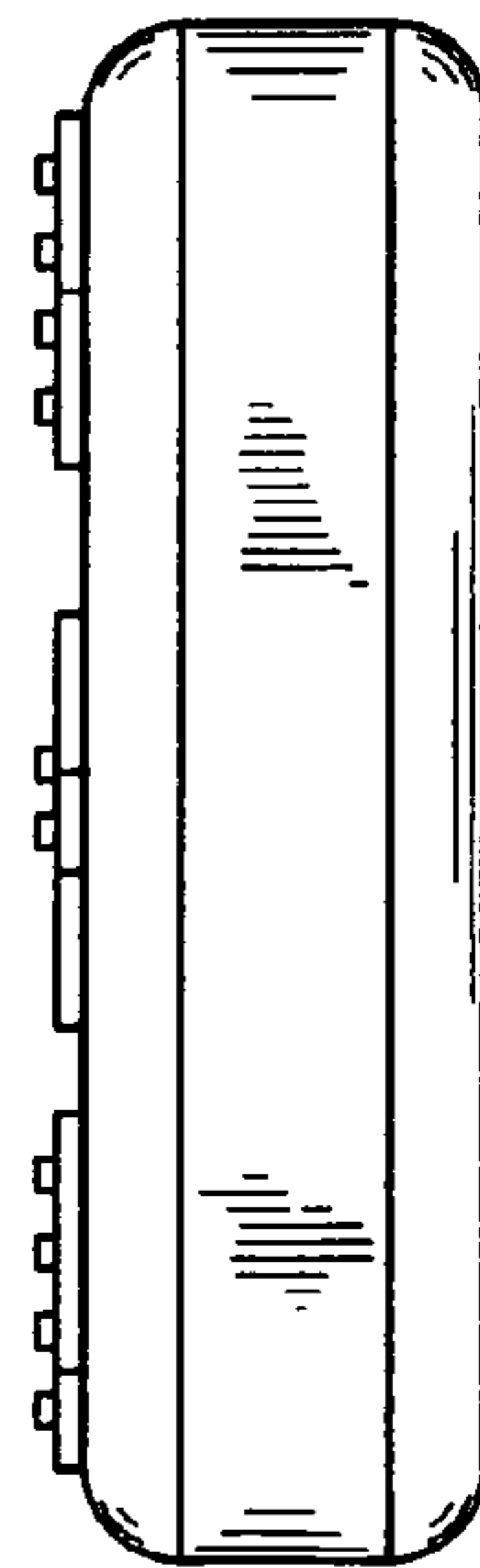


FIG. 5