



US00D624488S

(12) **United States Design Patent**
Nakamura

(10) **Patent No.:** **US D624,488 S**

(45) **Date of Patent:** **** Sep. 28, 2010**

(54) **TREAD PORTION OF AN AUTOMOBILE TIRE**

(75) Inventor: **Takamitsu Nakamura**, Tokyo (JP)

(73) Assignee: **Bridgestone Corporation**, Tokyo (JP)

(**) Term: **14 Years**

(21) Appl. No.: **29/338,098**

(22) Filed: **Jun. 4, 2009**

(30) **Foreign Application Priority Data**

Dec. 19, 2008 (JP) 2008-032224

(51) **LOC (9) Cl.** **12-15**

(52) **U.S. Cl.** **D12/588**

(58) **Field of Classification Search** D12/568,
D12/579-603, 551-555, 900-901; 152/209.1,
152/209.8-209.19, 209.25, 209.28

See application file for complete search history.

(56) **References Cited**

U.S. PATENT DOCUMENTS

D402,946 S	*	12/1998	McKisson	D12/588
D421,733 S	*	3/2000	Guspodin et al.	D12/590
D450,636 S	*	11/2001	Allison et al.	D12/588
D462,314 S	*	9/2002	Regallis et al.	D12/588
D481,352 S	*	10/2003	Hutz et al.	D12/588
D483,006 S	*	12/2003	Brayer et al.	D12/588
D500,011 S	*	12/2004	Fukunaga	D12/590
D500,733 S	*	1/2005	Himuro	D12/588
D531,111 S	*	10/2006	Fukunaga	D12/586
D535,611 S	*	1/2007	Sundkvist et al.	D12/588
D583,310 S	*	12/2008	Dixon et al.	D12/588

D586,733 S	*	2/2009	Shinohara	D12/588
D595,220 S	*	6/2009	Maxwell	D12/590
D607,812 S	*	1/2010	Dixon et al.	D12/587
D610,969 S	*	3/2010	Dixon et al.	D12/587
D612,801 S	*	3/2010	Scheifele	D12/588
D613,239 S	*	4/2010	Harvey et al.	D12/588

FOREIGN PATENT DOCUMENTS

JP	920568 S	2/1995
JP	967844 S	11/1996
JP	1359183 S	5/2009
JP	1374083 S	11/2009

* cited by examiner

Primary Examiner—Stacia Cadmus

(74) *Attorney, Agent, or Firm*—Sughrue Mion, PLLC

(57) **CLAIM**

The ornamental design for a tread portion of an automobile tire, as shown and described.

DESCRIPTION

FIG. 1 is a front view of a tread portion of an automobile tire according to the present invention, the tread pattern repeating uniformly throughout the circumference of the tire;

FIG. 2 is a perspective view thereof;

FIG. 3 is a left side view thereof, the right side being a mirror image; and,

FIG. 4 is a fragmentary enlarged view showing the details of the tread portion thereof.

Broken lines in the drawing figures are used to show environmental structure only, and form no part of the claimed design.

1 Claim, 4 Drawing Sheets


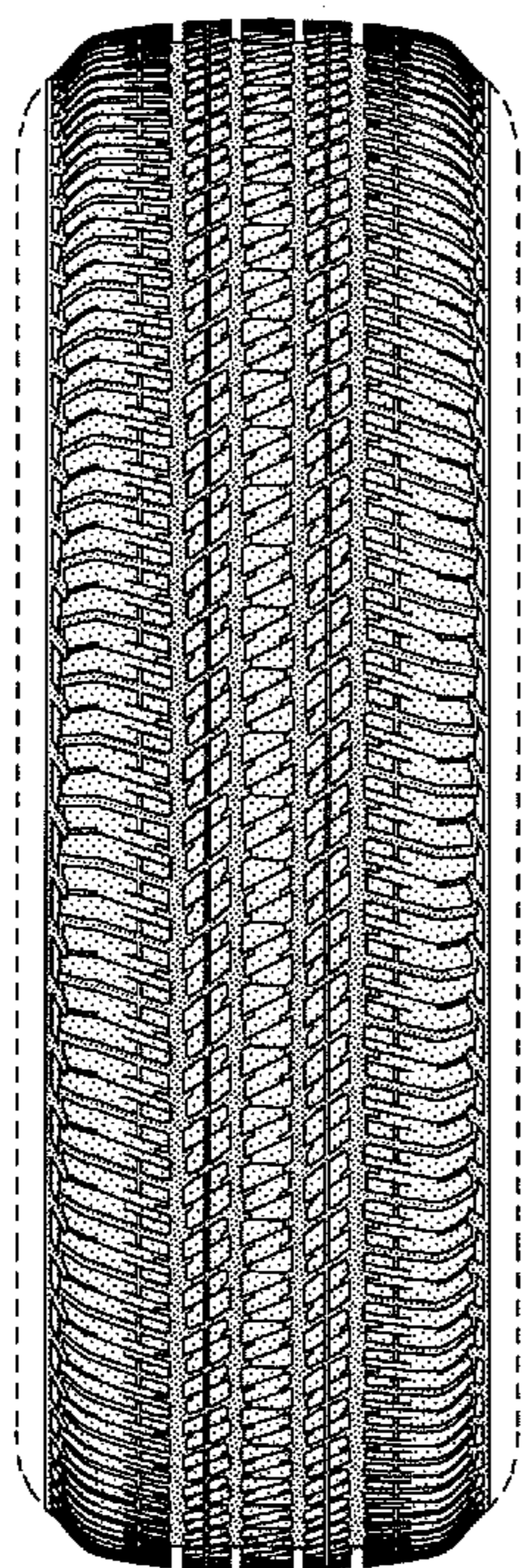


FIG. 1




FIG. 2

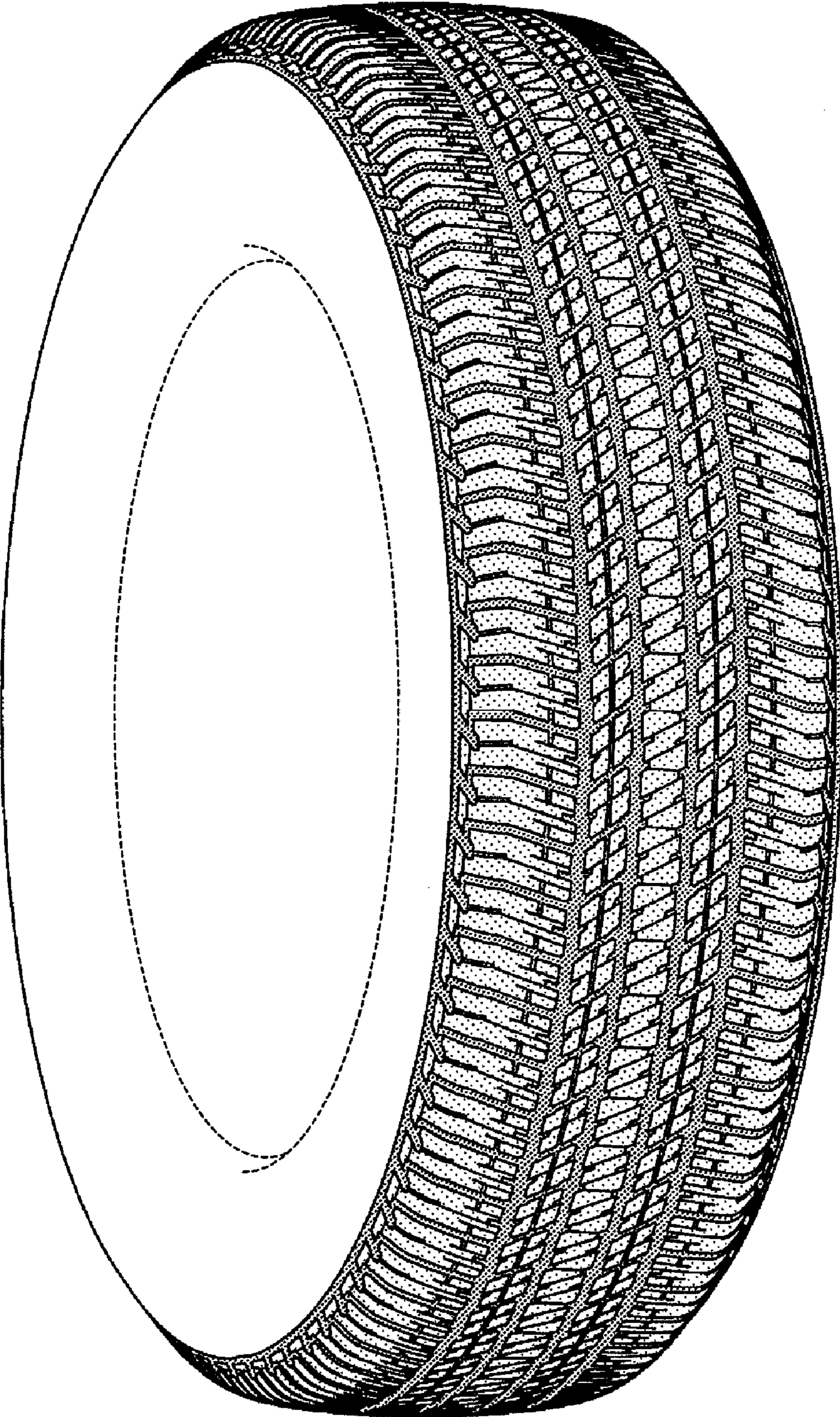


FIG. 3

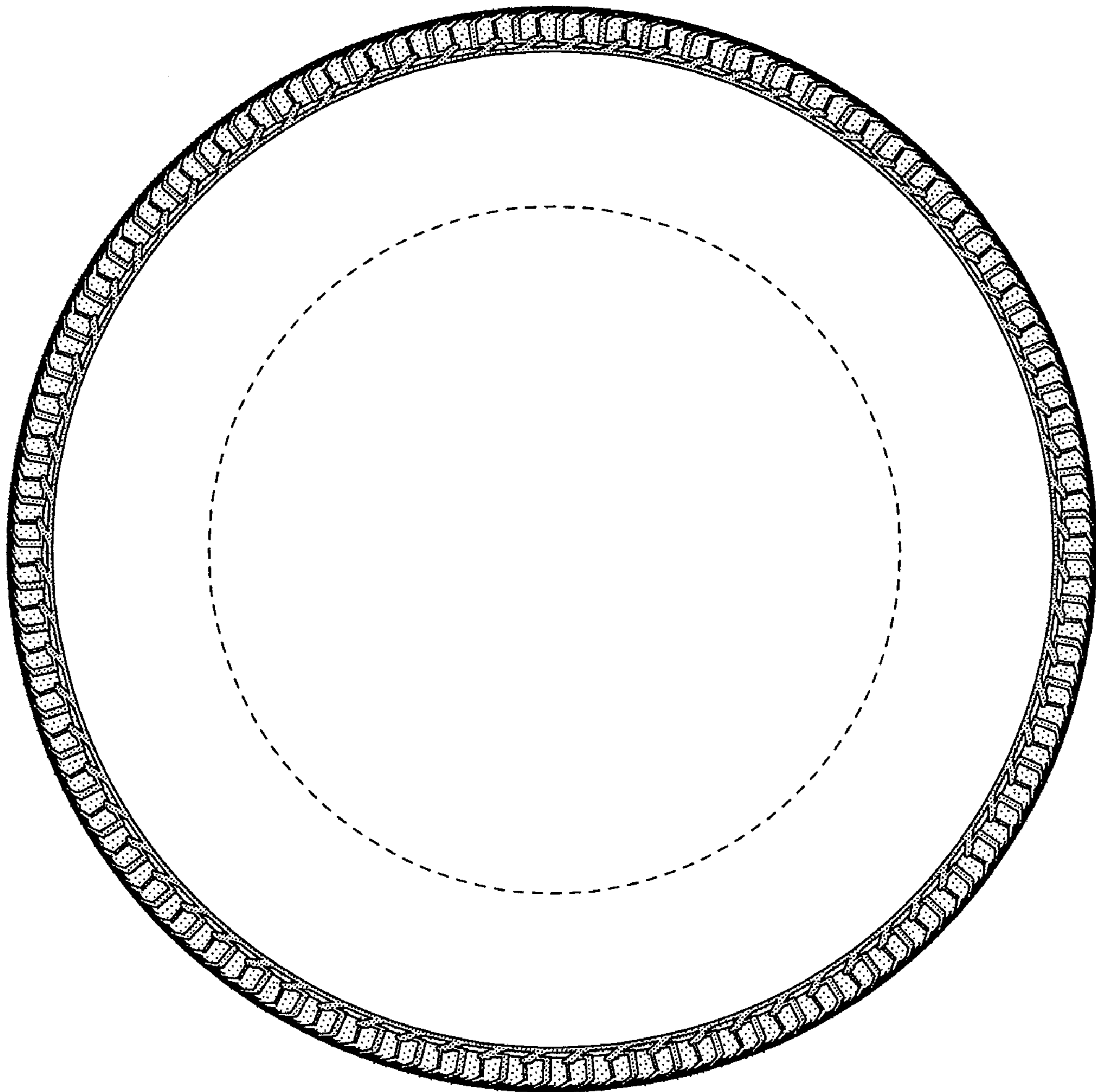


FIG. 4

