



US00D624485S

(12) **United States Design Patent**
Aoki

(10) **Patent No.:** **US D624,485 S**

(45) **Date of Patent:** **** Sep. 28, 2010**

(54) **HOLE PLUG**

(75) Inventor: **Ryou Aoki**, Kanagawa-ken (JP)

(73) Assignee: **Piolax, Inc.**, Yokohama-shi,
Kanagawa-ken (JP)

(**) Term: **14 Years**

(21) Appl. No.: **29/311,050**

(22) Filed: **Dec. 16, 2008**

(30) **Foreign Application Priority Data**

Oct. 3, 2008 (JP) 2008-025500

(51) **LOC (9) Cl.** **12-16**

(52) **U.S. Cl.** **D12/400**

(58) **Field of Classification Search** D12/400,
D12/401, 404, 406, 412, 414, 222, 223, 86,
D12/93, 101; 224/923, 924; 211/100, 124,
211/2, 4, 85.7; D6/552

See application file for complete search history.

(56) **References Cited**

U.S. PATENT DOCUMENTS

D369,335 S * 4/1996 Benningfield D12/197
D458,564 S * 6/2002 Lin D12/114
6,464,101 B1 * 10/2002 Siragusa et al. 220/795
D573,928 S * 7/2008 Ratcliffe D12/197

D588,055 S * 3/2009 Moya D12/400
2004/0083593 A1 * 5/2004 Jackson et al. 29/456
2006/0091144 A1 * 5/2006 Siragusa 220/789

* cited by examiner

Primary Examiner—Caron Veynar

Assistant Examiner—Katrina A Kile

(74) *Attorney, Agent, or Firm*—McGinn IP Law Group,
PLLC

(57) **CLAIM**

The ornamental design for a hole plug, as shown and described.

DESCRIPTION

FIG. 1 is a perspective view of the front, left side and bottom of a hole plug showing my new design;

FIG. 2 is a top plan view thereof;

FIG. 3 is a front view, a rear view being a mirror image thereof;

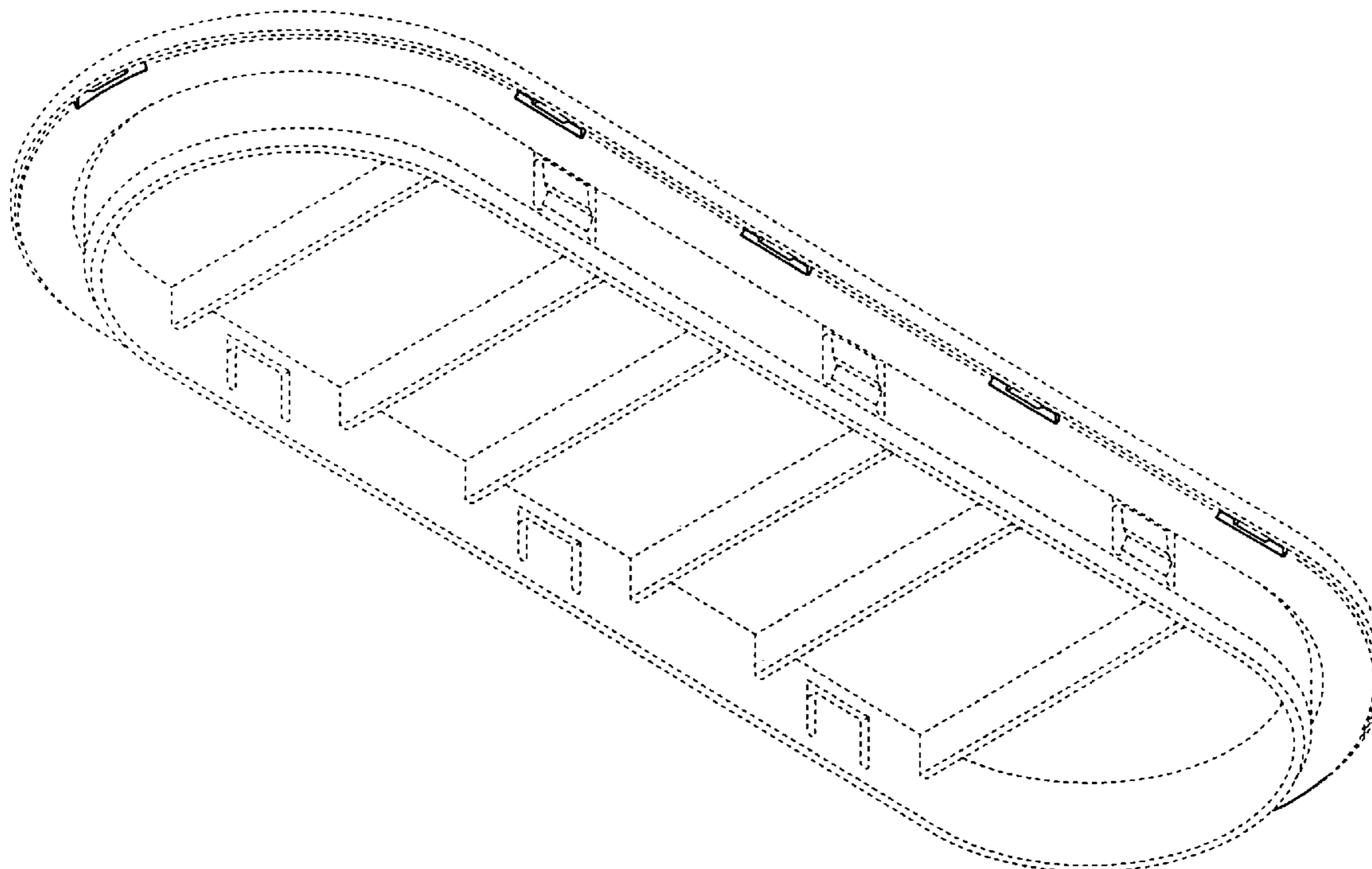
FIG. 4 is a bottom view thereof;

FIG. 5 is a right side view, a left side view being a mirror image thereof; and,

FIG. 6 is a cross sectional view at 6—6 at FIG. 2 thereof.

In the drawings, the broken lines depict portions of the design that form no part of the claim.

1 Claim, 4 Drawing Sheets



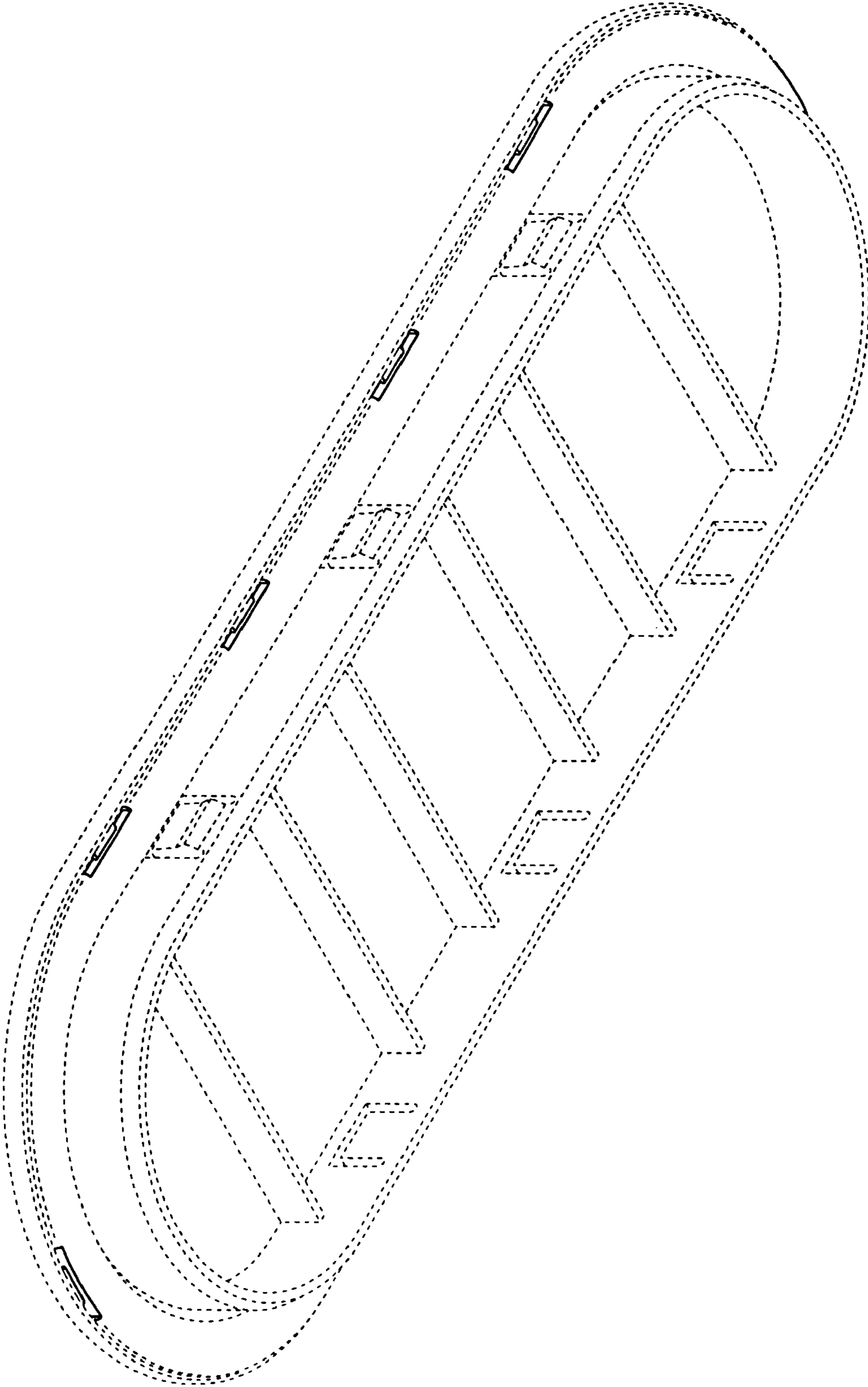


FIG. 1




FIG. 2




FIG. 3




FIG. 4

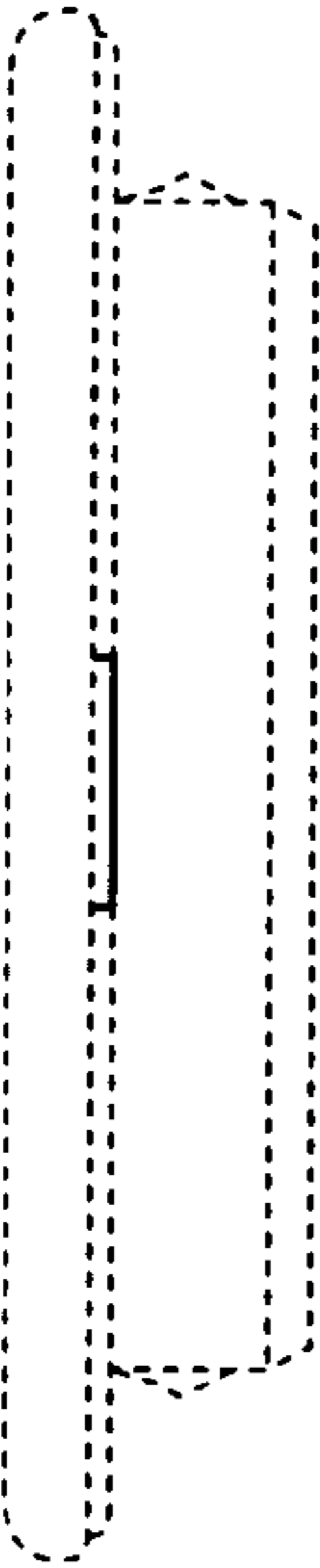


FIG. 5

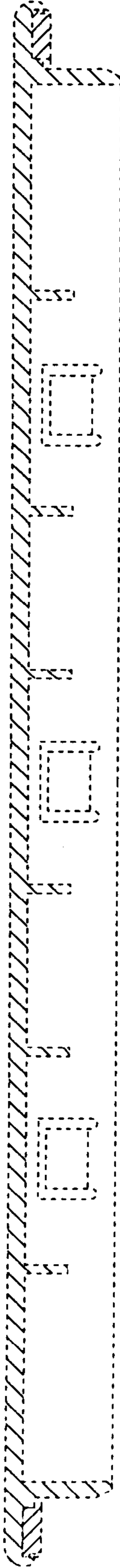


FIG. 6