



US00D624481S

(12) **United States Design Patent**
Schuephaus et al.

(10) **Patent No.:** **US D624,481 S**
(45) **Date of Patent:** **** Sep. 28, 2010**

(54) **CEILING LINING PANEL FOR AN AIRCRAFT CABIN**

(75) Inventors: **Florian Schuephaus**, Hamburg (DE);
Silvan Fiedler, Ulm (DE)

(73) Assignee: **Deutschland GmbH**, Hamburg (DE)

(**) Term: **14 Years**

(21) Appl. No.: **29/332,371**

(22) Filed: **Feb. 13, 2009**

Related U.S. Application Data

(62) Division of application No. 29/295,859, filed on Oct. 9, 2007.

(30) **Foreign Application Priority Data**

Apr. 18, 2007 (EM) 000709142

(51) **LOC (9) Cl.** **12-07**

(52) **U.S. Cl.** **D12/345**

(58) **Field of Classification Search** D12/317-319,
D12/322-324, 326, 343, 345, 400, 195, 183,
D12/418, 415, 190, 192; 114/78, 189; D25/52;
244/117 R, 119, 126, 129.1, 129.3; 296/200-201
See application file for complete search history.

(56) **References Cited**

U.S. PATENT DOCUMENTS

D244,018 S * 4/1977 Greiss et al. D12/195

D516,496 S * 3/2006 Guard et al. D12/345
D600,623 S * 9/2009 Fiedler et al. D12/345
D600,624 S * 9/2009 Fiedler et al. D12/345
D605,103 S * 12/2009 Schuephaus et al. D12/345

* cited by examiner

Primary Examiner—Ian Simmons

Assistant Examiner—Dana L Sipos

(74) *Attorney, Agent, or Firm*—Wood, Herron & Evans,
L.L.P.

(57) **CLAIM**

The ornamental design for a ceiling lining panel for an aircraft cabin, as shown and described.

DESCRIPTION

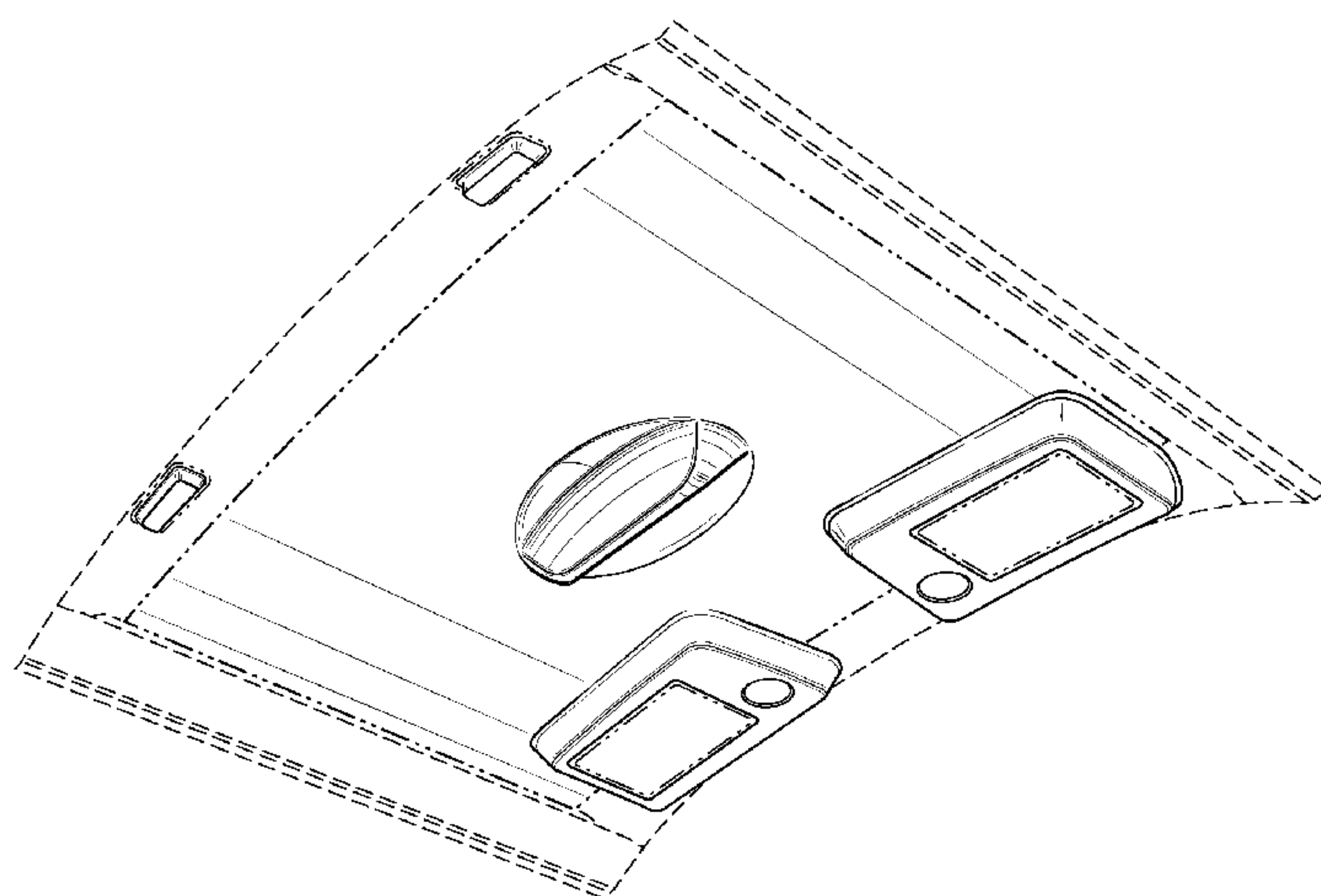
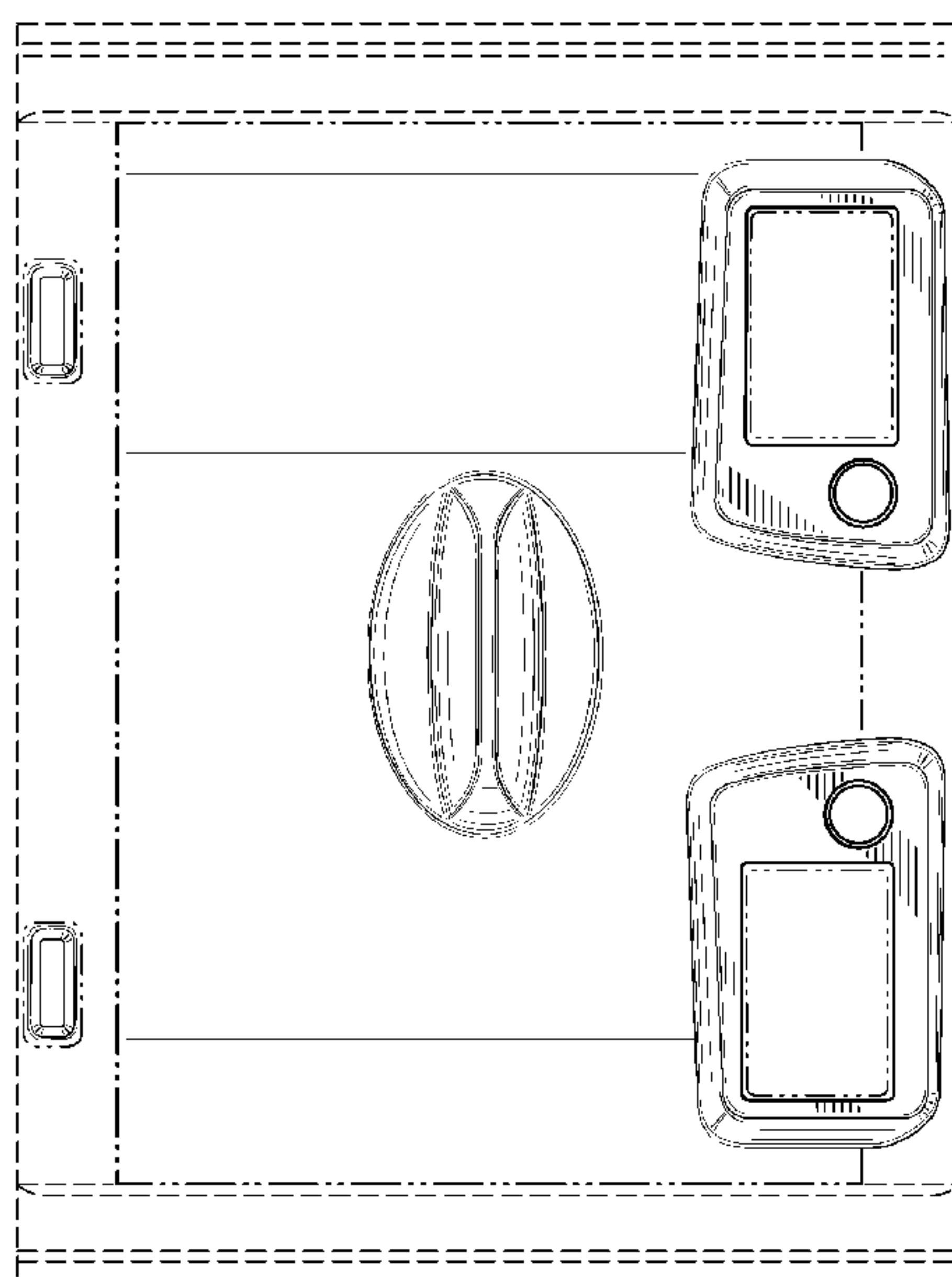
FIG. 1 is a front elevation view of a ceiling lining panel for an aircraft cabin showing our new design; and,

FIG. 2 is a front perspective view thereof.

In each of these Figures, the unshown portion of the side lining panel for an aircraft cabin forms no part of the claimed design.

The evenly dashed broken lines in the drawings illustrate the portions of the design that form no part of the claim. The dot-dash broken lines in the drawings define the bounds of the claim and form no part thereof.

1 Claim, 2 Drawing Sheets



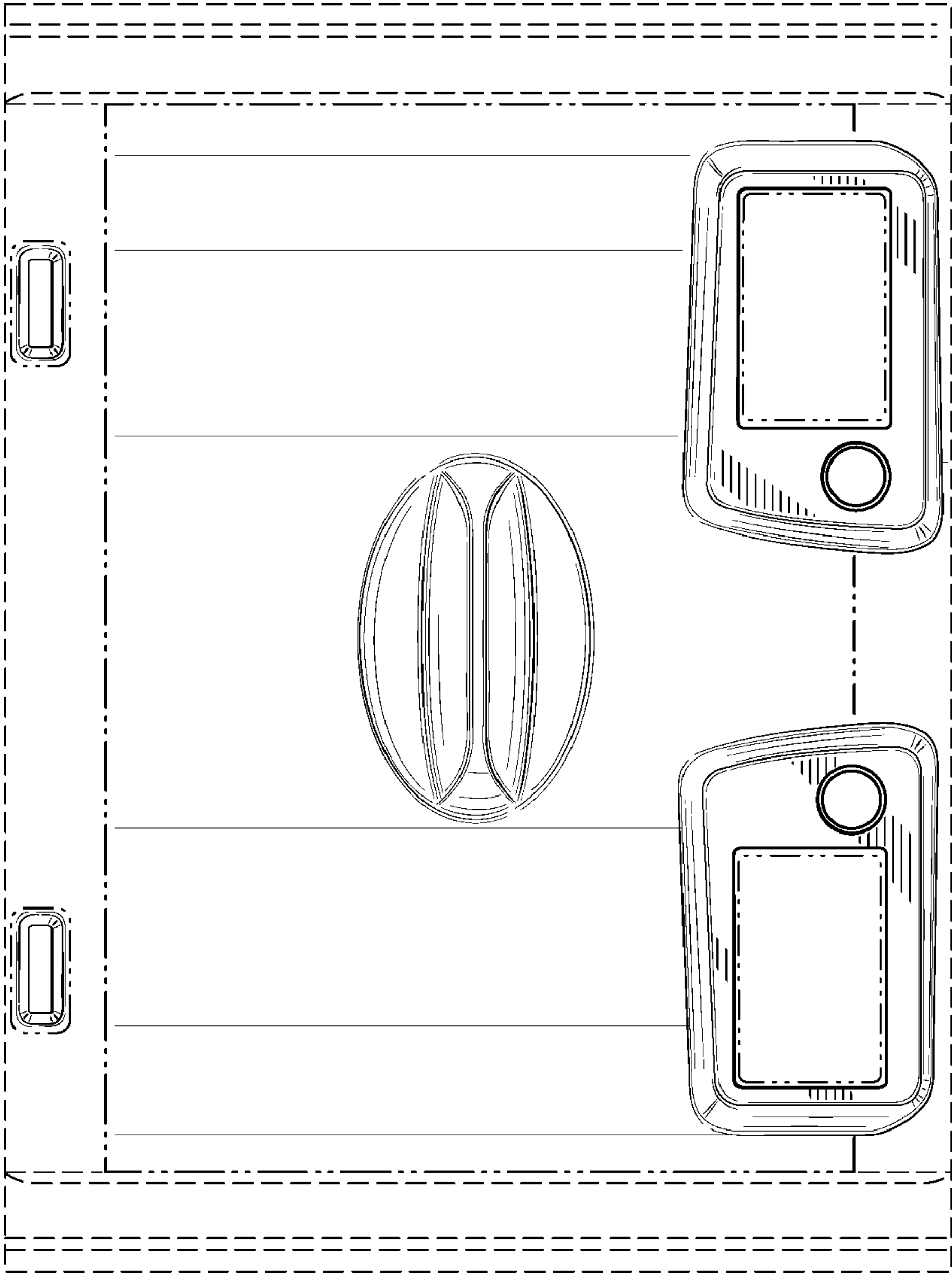


FIG. 1

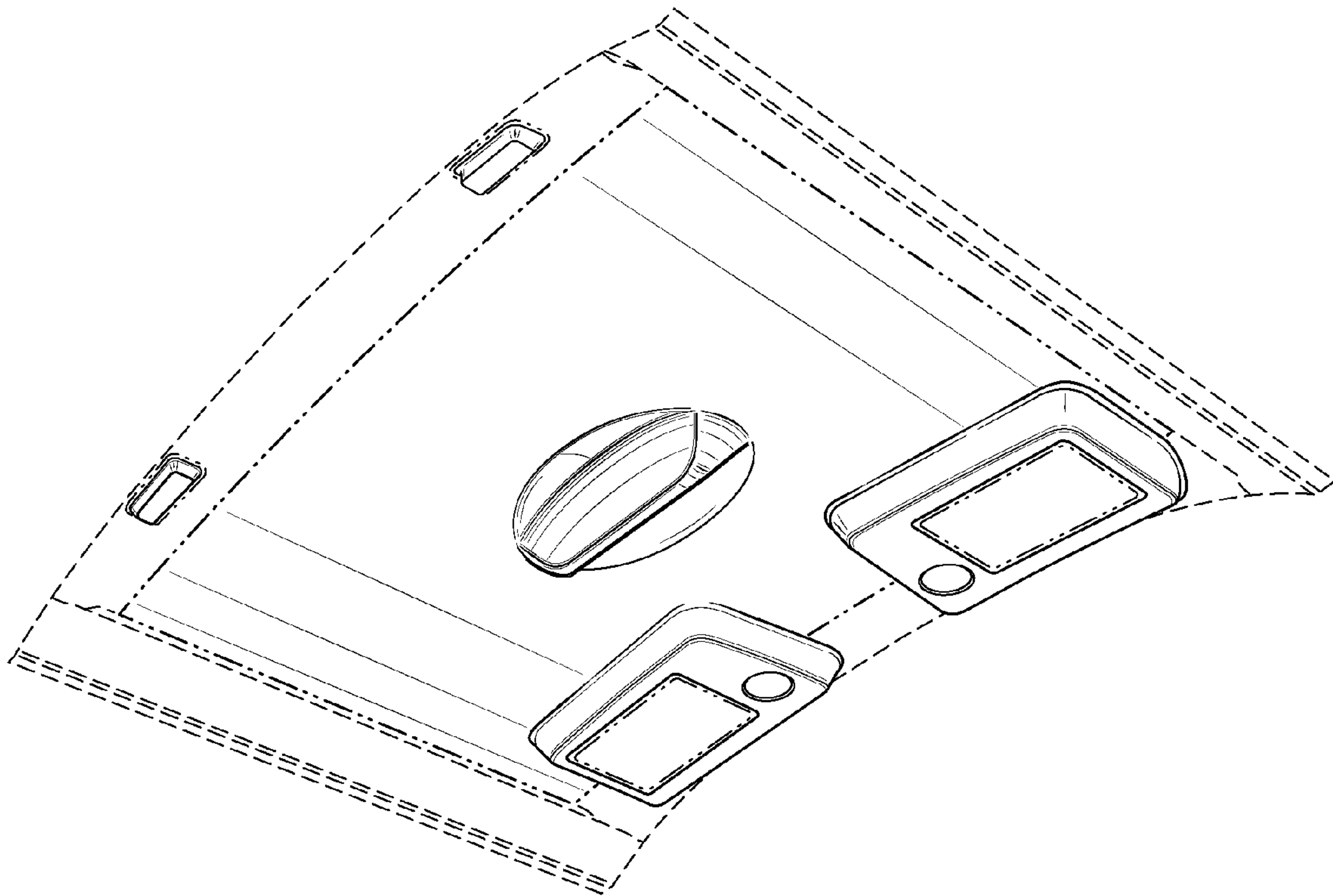


FIG. 2