

US00D624476S

(12) **United States Design Patent**  
**Goto et al.**

(10) **Patent No.:** **US D624,476 S**

(45) **Date of Patent:** **\*\* Sep. 28, 2010**

(54) **DISK WHEEL FOR VEHICLE**

(75) Inventors: **Yoshifumi Goto, Anjo (JP); Hiroyuki Yamano, Anjo (JP)**

(73) Assignee: **Central Motor Wheel Co., Ltd., Anjo-Shi (JP)**

(\*\*) Term: **14 Years**

(21) Appl. No.: **29/355,566**

(22) Filed: **Feb. 10, 2010**

(30) **Foreign Application Priority Data**

Jan. 12, 2010 (JP) ..... D2010-000548

(51) **LOC (9) Cl.** ..... **12-16**

(52) **U.S. Cl.** ..... **D12/209**

(58) **Field of Classification Search** ..... D12/204–213;  
301/37.101, 64.101, 65, 64.201

See application file for complete search history.

(56) **References Cited**

**U.S. PATENT DOCUMENTS**

D350,523 S *	9/1994	Mobius	.....	D12/209
D436,907 S *	1/2001	Ong	.....	D12/209
D451,458 S *	12/2001	Sacco et al.	.....	D12/209
D461,440 S *	8/2002	Koch	.....	D12/211
D504,650 S *	5/2005	Ishiwata	.....	D12/209
D507,221 S *	7/2005	Stopka	.....	D12/209
D508,671 S *	8/2005	Baum	.....	D12/209
D520,929 S *	5/2006	Matei et al.	.....	D12/209
D521,435 S *	5/2006	Fitzgerald	.....	D12/209

D525,577 S *	7/2006	Laengerer	.....	D12/211
D528,954 S *	9/2006	Laengerer	.....	D12/209
D529,429 S *	10/2006	Hsu	.....	D12/209
D535,933 S *	1/2007	Markefka	.....	D12/209
D550,599 S *	9/2007	Celik	.....	D12/209
D554,034 S *	10/2007	Madden	.....	D12/209
D576,534 S *	9/2008	Pfeiffer	.....	D12/209
D586,281 S *	2/2009	Pfeiffer	.....	D12/209
D589,425 S *	3/2009	Theiss	.....	D12/209
D589,865 S *	4/2009	Jung et al.	.....	D12/209

\* cited by examiner

*Primary Examiner*—Stacia Cadmus

(74) *Attorney, Agent, or Firm*—McDermott Will & Emery LLP

(57) **CLAIM**

The ornamental design for disk wheel for vehicle, as shown and described.

**DESCRIPTION**

FIG. 1 is a front view of a disk wheel for vehicle;

FIG. 2 is a rear view thereof;



FIG. 3 is a right-side view thereof;

FIG. 4 is a perspective view thereof, as seen from the top, front and left sides; and,

FIG. 5 is a cross-section view thereof along the line A—A of FIG. 1.

The disk wheel for vehicle is shown on an enlarged scale in FIG. 5.

**1 Claim, 5 Drawing Sheets**





**Fig. 1**






**Fig. 2**





**Fig. 3**





**Fig. 4**








FIG. 5