



US00D624463S

(12) **United States Design Patent**  
**Noble et al.**

(10) **Patent No.:** **US D624,463 S**  
(45) **Date of Patent:** **\*\* Sep. 28, 2010**

(54) **SPRING MOUNT**

(75) Inventors: **Shawn D. Noble**, Naperville, IL (US);  
**Michael P. Robinson**, Chicago, IL (US)

(73) Assignee: **Hendrickson USA, L.L.C.**, Itasca, IL (US)

(\*\*) Term: **14 Years**

(21) Appl. No.: **29/339,128**

(22) Filed: **Jun. 24, 2009**

(51) **LOC (9) Cl.** ..... **12-16**

(52) **U.S. Cl.** ..... **D12/159**

(58) **Field of Classification Search** ..... D12/118,  
D12/400, 161, 159, 160; 188/281, 298, 297,  
188/315, 316, 274, 286; 267/195, 136, 64.15,  
267/217; 464/173; D21/76; 293/134  
See application file for complete search history.

(56) **References Cited**

**U.S. PATENT DOCUMENTS**

2,788,222 A \* 4/1957 Wilson et al. .... 280/682

(Continued)

**OTHER PUBLICATIONS**

Hendrickson, A Boler Company, Hendrickson Frame Hanger Selection Guide, May 1990.

(Continued)

*Primary Examiner*—T. Chase Nelson

*Assistant Examiner*—Michael A Pratt

(74) *Attorney, Agent, or Firm*—McDonnell Boehnen Hulbert & Berghoff LLP

(57) **CLAIM**

The ornamental design for a spring mount, as shown and described.

**DESCRIPTION**

FIG. 1 is an elevational view showing a front side of a spring mount having the inventive design;

FIG. 2 is a top view of the spring mount shown in FIG. 1;

FIG. 3 is an elevational view showing the left side of the spring mount shown in FIG. 1, and FIG. 3 includes section lines 9—9, 10—10, 11—11, and 12—12;

FIG. 4 is an elevational view showing the right side of the spring mount shown in FIG. 1;

FIG. 5 is an elevational view showing a back side of the spring mount shown in FIG. 1;

FIG. 6 is a bottom view of the spring mount shown in FIG. 1, and FIG. 6 includes section lines 13—13 and 14—14;

FIG. 7 is a perspective view showing the top, front side, and right side of the spring mount shown in FIG. 1;

FIG. 8 is a perspective view showing the bottom, front side, and left side of the spring mount shown in FIG. 1;

FIG. 9 is a sectional view of the spring mount shown in FIG. 3 taken along section lines 9—9 thereof;

FIG. 10 is a sectional view of the spring mount shown in FIG. 3 taken along section lines 10—10 thereof;

FIG. 11 is a sectional view of the spring mount shown in FIG. 3 taken along section lines 11—11 thereof;


FIG. 12 is a sectional view of the spring mount shown in FIG. 3 taken along section lines 12—12 thereof;

FIG. 13 is a sectional view of the spring mount shown in FIG. 6 taken along section lines 13—13 thereof; and,

FIG. 14 is a sectional view of the spring mount shown in FIG. 6 taken along section lines 14—14 thereof.

The section lines shown in FIG. 3 and FIG. 6 form no part of the claimed design.

**1 Claim, 9 Drawing Sheets**



U.S. PATENT DOCUMENTS

3,279,820 A 10/1966 Hickman  
 6,189,904 B1 \* 2/2001 Gentry et al. .... 280/124.175  
 2008/0258361 A1 \* 10/2008 Wen et al. .... 267/52

OTHER PUBLICATIONS

Hendrickson, A Boler Company, Hendrickson RS Series, Single Axle Suspension, Sep. 1995.  
 Hendrickson, RS Series Rubber Load Cushion, Only Hendrickson makes choosing a heavy-duty suspension this easy, Jun. 1993.  
 Hendrickson, A Boler Company, HN Series Technical Sales Publication, Jun. 1997.  
 Hendrickson Suspension, RS Series rubber load cushion, Jul. 1991.  
 Hendrickson Mfg., Tandem Division, Wide spread equalizing beams, sales bulletin, May 1981.  
 Hendrickson Mfg. Co., Tandem Division, Hendrickson Tandem Suspensions for GMC Trucks, Aug. 1979.  
 Hendrickson, The Boler Company, RS Frame Hanger, Dec. 1997.  
 Hendrickson, A Boler Company, RS Series Rubber Load Cushion Suspensions, Mar. 1996.  
 Hendrickson, A Boler Company, RS Series Rubber Load Cushion Suspensions, Jul. 1996.  
 Hendrickson, A Boler Company, RS Series Rubber Load Cushion, Mar. 1998.  
 Hendrickson Suspension, HN Series Premium Rubber, Hendrickson introduces a completely new concept in Walking Beam Suspension, Jun. 1993.  
 Hendrickson Suspension, A Boler Company, Hendrickson HNT Series, Feb. 1992.  
 Hendrickson Suspension, Sales Engineering Update, Mar. 1993.  
 Hendrickson Truck Suspension Systems, A Boler Company, RS Series Rubber Load Cushion, Dec. 1996.  
 Hendrickson Truck Suspension Systems, A Boler Company, RS Series Rubber Load Cushion, Apr. 1998.  
 Hendrickson Truck Suspension Systems, A Boler Company, HN Series VariRate Spring System, May 1997.  
 Hendrickson Truck Suspension Systems, A Boler Company, HN Series VariRate Spring System, Nov. 1997.  
 Hendrickson Truck Suspension Systems, A Boler Company, HN Series VariRate Spring System, Sep. 1998.  
 Hendrickson Truck Suspension Systems, A Boler Company, HN Series VariRate Spring System, Jul. 1999.  
 Hendrickson, HN Series VariRate Spring System, Nov. 2000.  
 Hendrickson, HN Series VariRate Spring System, Nov. 2005.  
 Hendrickson Truck Suspension Systems, A Boler Company, HN 402, Feb. 1996.  
 Hendrickson Truck Suspension Systems, A Boler Company, R Series Solid Mount, Jul. 1999.  
 Hendrickson Truck Suspension Systems, A Boler Company, RS Series Rubber Load Cushion, Jun. 1999.  
 Hendrickson, Haulmaax Heavy Duty Suspension, Oct. 2001.  
 Hendrickson, Haulmaax Heavy Duty Suspension, Dec. 2003.  
 Hendrickson, Haulmaax Heavy Duty Suspension, Mar. 2005.  
 Hendrickson, Haulmaax Heavy Duty Suspension, Jan. 2007.  
 Hendrickson, Haulmaax Heavy Duty Suspension, Mar. 2008.  
 Hendrickson, Assembly Instructions Haulmaax, Subject: Kit Nos. 64178-003 & 004, Feb. 2003.  
 Hendrickson, Assembly Instructions Haulmaax, Subject: Tie-bar Bolster Spring Kit Nos. 64179-037, Jun. 2006.  
 Hendrickson, Assembly Instructions Haulmaax, Subject: Outboard Frame Bracket for Paccar Vehicles Built after May 1, 2005 through Aug. 31, 2006, Oct. 2006.  
 Hendrickson, Assembly Instructions Haulmaax Saddle Assembly, Subject: Service Kit No. 57974-048, Dec. 2008.  
 Hendrickson, Technical Bulletin HN 402/462/522, Subject: Auxiliary Spring Shim Design, Oct. 2000.  
 Hendrickson, Technical Bulletin HN 402/462/522, Subject: Auxiliary Spring Shim Design, Dec. 2000.  
 Hendrickson, Technical Bulletin HN 402/462/522, Subject: Auxiliary Spring Shim Design, Jun. 2006.

Hendrickson, Technical Bulletin Haulmaax Series, Subject: Mandatory Shock Applications, Nov. 2004.  
 Hendrickson, Technical Bulletin R, RS, RT/RTE 46K Capacity, Subject: 46K Heavy-Duty Beam Option, Dec. 2004.  
 Hendrickson, Technical Bulletin Haulmaax, Subject: 54" Equalizing Beam Assembly, Oct. 2005.  
 Hendrickson, Technical Bulletin Haulmaax 460, Subject: Bolster Spring Assembly with Tie-bar, Jun. 2006.  
 Hendrickson Truck Suspension Systems, A Boler Company, Sales engineering update, Subject: HN-402/462 Auxiliary Spring Assembly, Aug. 1998.  
 Hendrickson Truck Suspension Systems, A Boler Company, Sales engineering update, Subject: Model Designation and Discontinuation, Aug. 1999.  
 Hendrickson Truck Suspension Systems, A Boler Company, Sales engineering update, Subject: Equalizer Beam, Aug. 1999.  
 Hendrickson, Parts List RS Series, Nov. 2004.  
 Hendrickson, Parts List Haulmaax, May 2002.  
 Hendrickson, Parts List Haulmaax, Jul. 2003.  
 Hendrickson, Parts List Haulmaax, Jul. 2006.  
 Hendrickson, Parts List Haulmaax, Dec. 2007.  
 Hendrickson, Parts List RS 400/460/480/520 Jan. 1998.  
 Hendrickson, Parts List HN 402/462, Sep. 1997.  
 Hendrickson, Parts List HN Series, Dec. 2004.  
 Hendrickson Truck Suspension Systems, A Boler Company, Technical Publication RS-340 thru 520, Subject: Springing: Frame Hangers, Load Cushions and Saddle Assembly Jul. 1993.  
 Hendrickson Truck Suspension Systems, A Boler Company, Technical Publication HN Series Truck & Trailer Suspension No: 17730-198, Mar. 1993.  
 Hendrickson, Technical Procedure HN/HNT-400/460 Truck & Trailer Suspension in Production Nov. 88-Sep.96, Apr. 1998.  
 Hendrickson Truck Suspension Systems, A Boler Company, Technical Publication HN 402 Series, Subject: Service Instructions, Aug. 1996.  
 Hendrickson Truck Suspension Systems, A Boler Company, Technical Publication HN 402/462 Series, Subject: Service Instructions, Aug. 1998.  
 Hendrickson, Technical Procedure Haulmaax, Subject: Service Instructions, May 2002.  
 Hendrickson, Technical Procedure Haulmaax, Subject: Service Instructions, Jun. 2007.  
 Hendrickson, Technical Procedure Haulmaax, Subject: Pre-delivery Inspection and Preventive Maintenance, Apr. 2006.  
 Hendrickson, Technical Procedure Haulmaax, Subject: Service Instructions, Dec. 2007.  
 Hendrickson, Technical Procedure R/RS/RT Heavy Duty, Subject: 650K/850K/1000K Pound Capacity Beam End Connection Tightening Torque Procedure, Jul. 2006.  
 Hendrickson, RS Series Rubber Load Cushion, Feb. 2000.  
 MOR/Ryde, the MOR/ryde Steer and Drive Axle.Suspension Systems, Mar. 7, 2008.  
 MOR/Ryde, Company Profile, downloaded from the World Wide Web at <http://www.morrydede.com/php/about/profile/php> on Feb. 28, 2008.  
 MOR/Ryde, T/A Modular Rubber Suspension System, Service Manual, Mar. 5, 2003.  
 MOR/Ryde, Tandem Axle Rubber Suspension Sytem, Service Manual, Suspension Codes: T01-01 and L01-01, Mar. 5, 2003.  
 MOR/Ryde, RL Rubber Leaf Suspension System, Owner's Manual, Mar. 12, 2003.  
 MOR/Ryde, Commercial Trailer Suspension, Jun. 1973.  
 MOR/Ryde, School Bus Suspension, Aug. 1973.  
 MOR/Ryde, A rubber spring . . . heart of the Mor/ryde system, Aug. 1973.  
 Jorn, Technology in Rubber—Metal, Sep. 29, 2008.  
 Hendrickson, Parts List RS Series, Apr. 2008.  
 Hendrickson, Technical Procedure, R/RS Heavy Duty, Subject: 85K/100K/120K lbs Capacity Tightening Torque for Torque Rod and Saddle Assembly Fasteners, Oct. 2008.  
 U.S. Appl. No. 12/334,195, entitled "Modular Suspension System and Components Thereof" and filed on Dec. 12, 2008.

# US D624,463 S

Page 3

---

U.S. Appl. No. 12/045,069, entitled "Elastomeric Spring Vehicle Suspension" and filed on Mar. 10, 2008.

U.S. Appl. No. 29/329,354, entitled "Suspension Assembly" and filed on Dec. 12, 2008.

U.S. Appl. No. 29/339,134, entitled "Suspension Assembly" and filed on Jun. 24, 2009.

Hendrickson, HN FR Series, HN FR Suspension 42 - 58K Fire/Rescue, Feb. 2009.

Hendrickson, Haulmaax Heavy-Duty Suspension, Jan. 2009.

Kenworth Truck Company, Haulmaax, May 14, 2009.

U.S. Appl. No. 29/337,977, entitled "Spring Mount for a Suspension" and filed June 2, 2009.

U.S. Appl. No. 29/315,182, entitled "Suspension Assembly" and filed June 2, 2009.

\* cited by examiner




FIG. 1

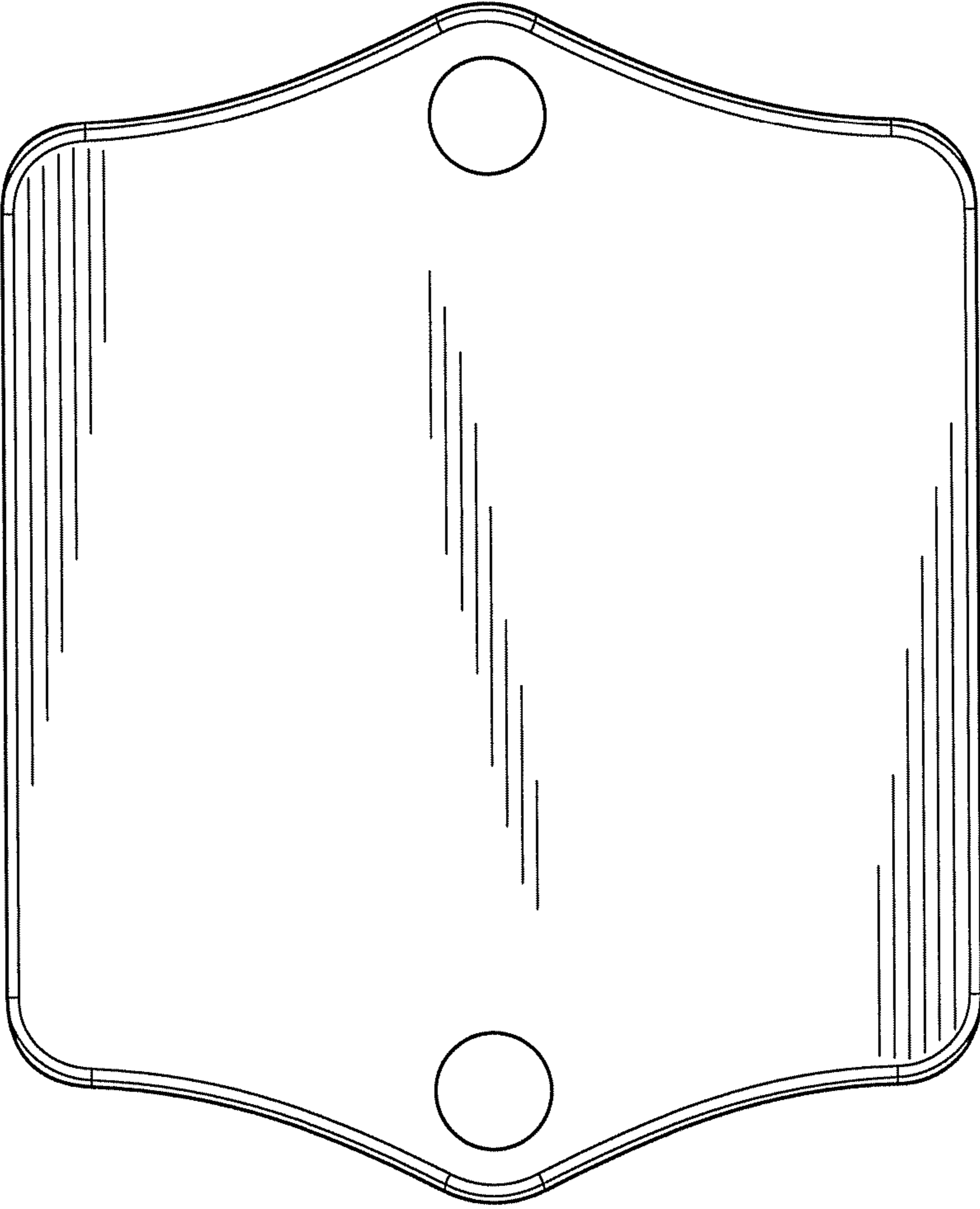


FIG. 2

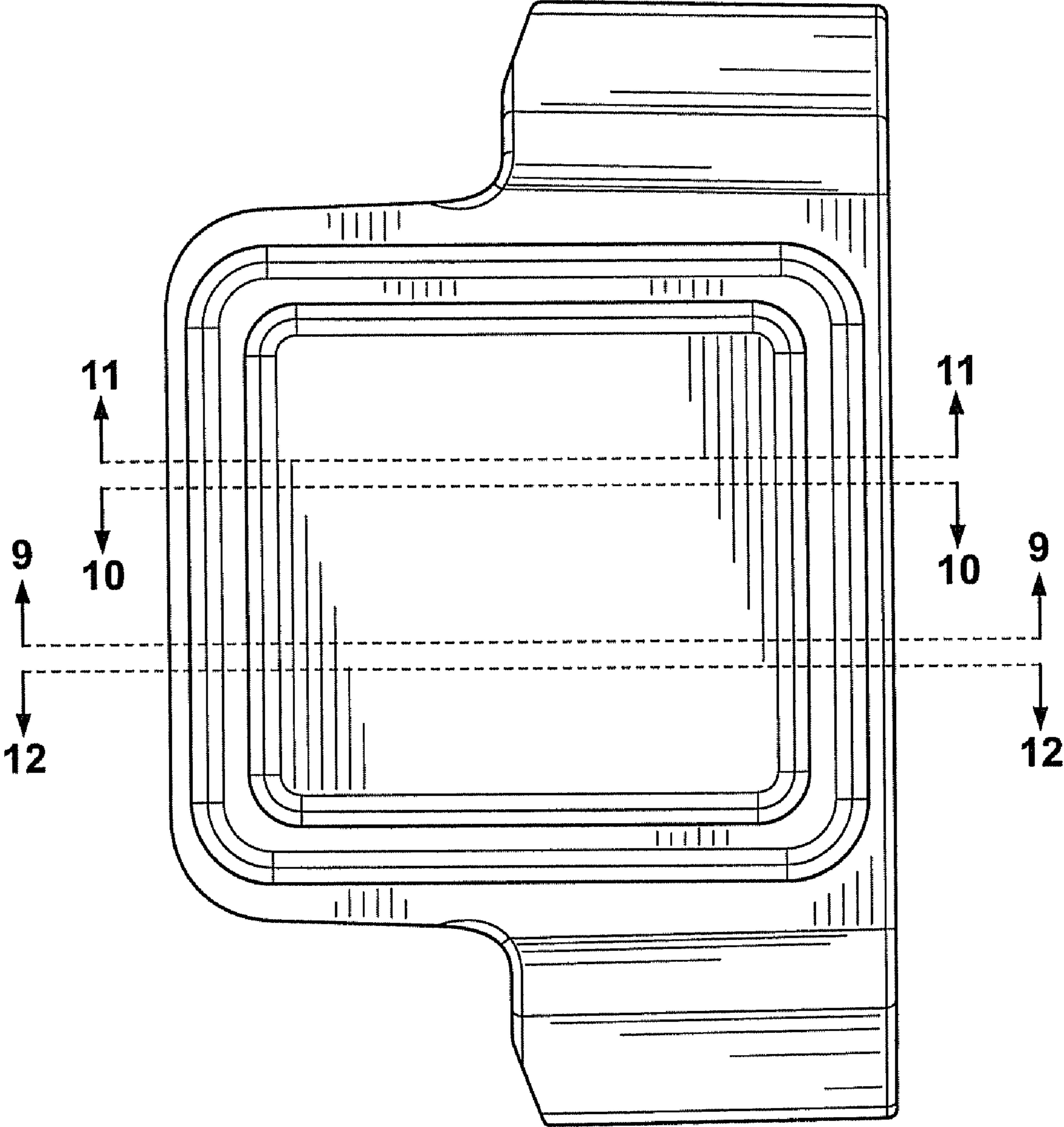


FIG. 3

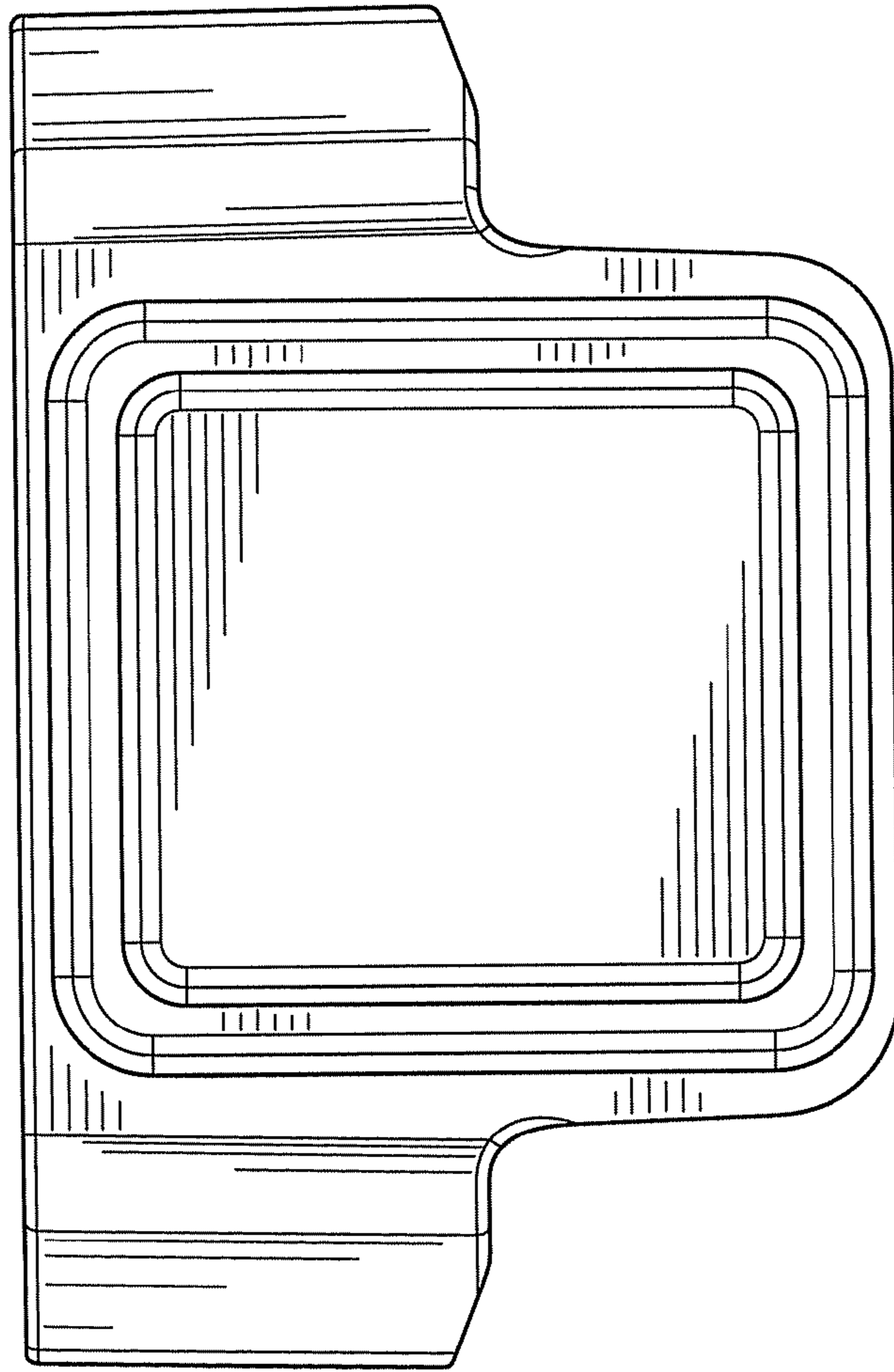


FIG. 4

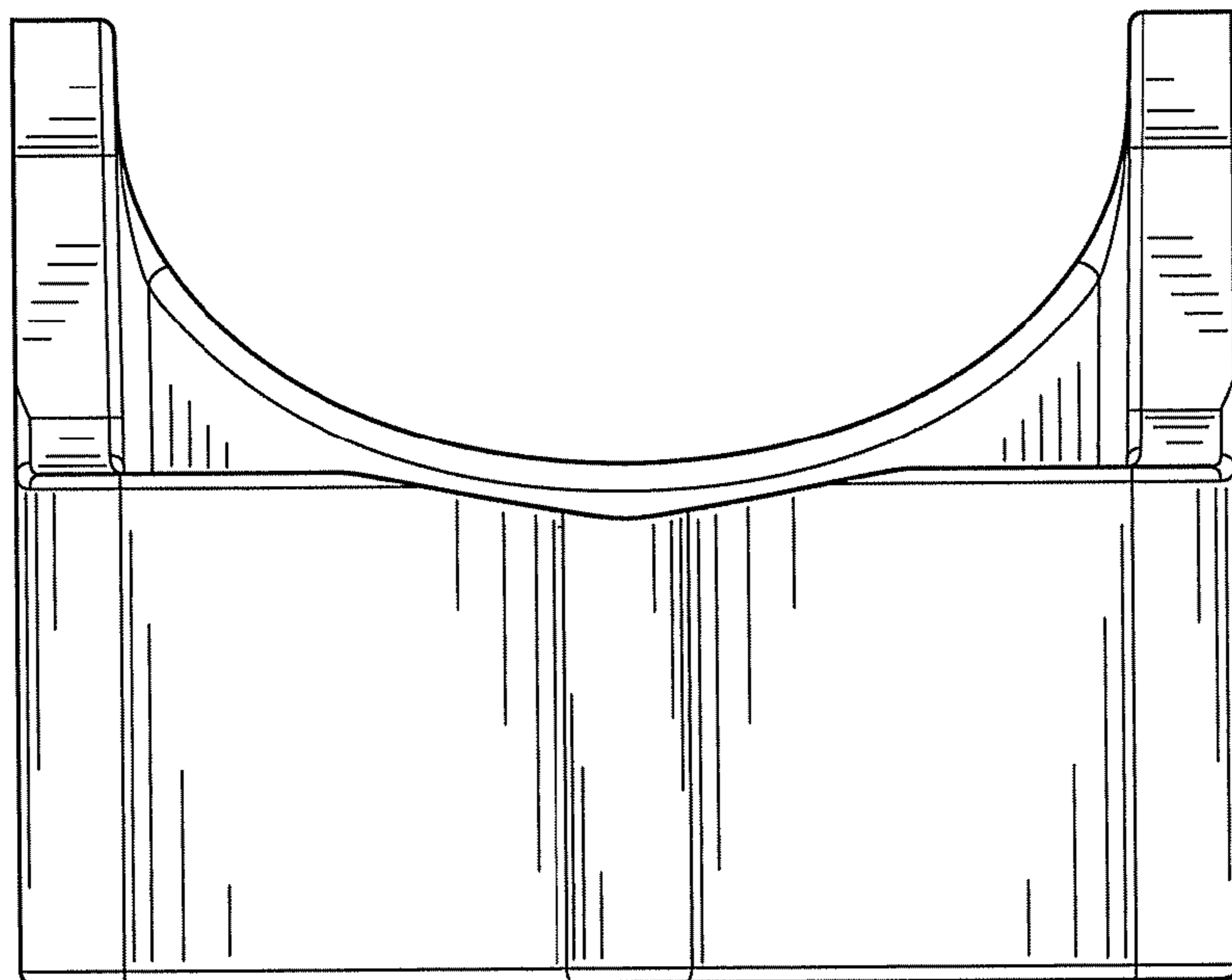


FIG. 5

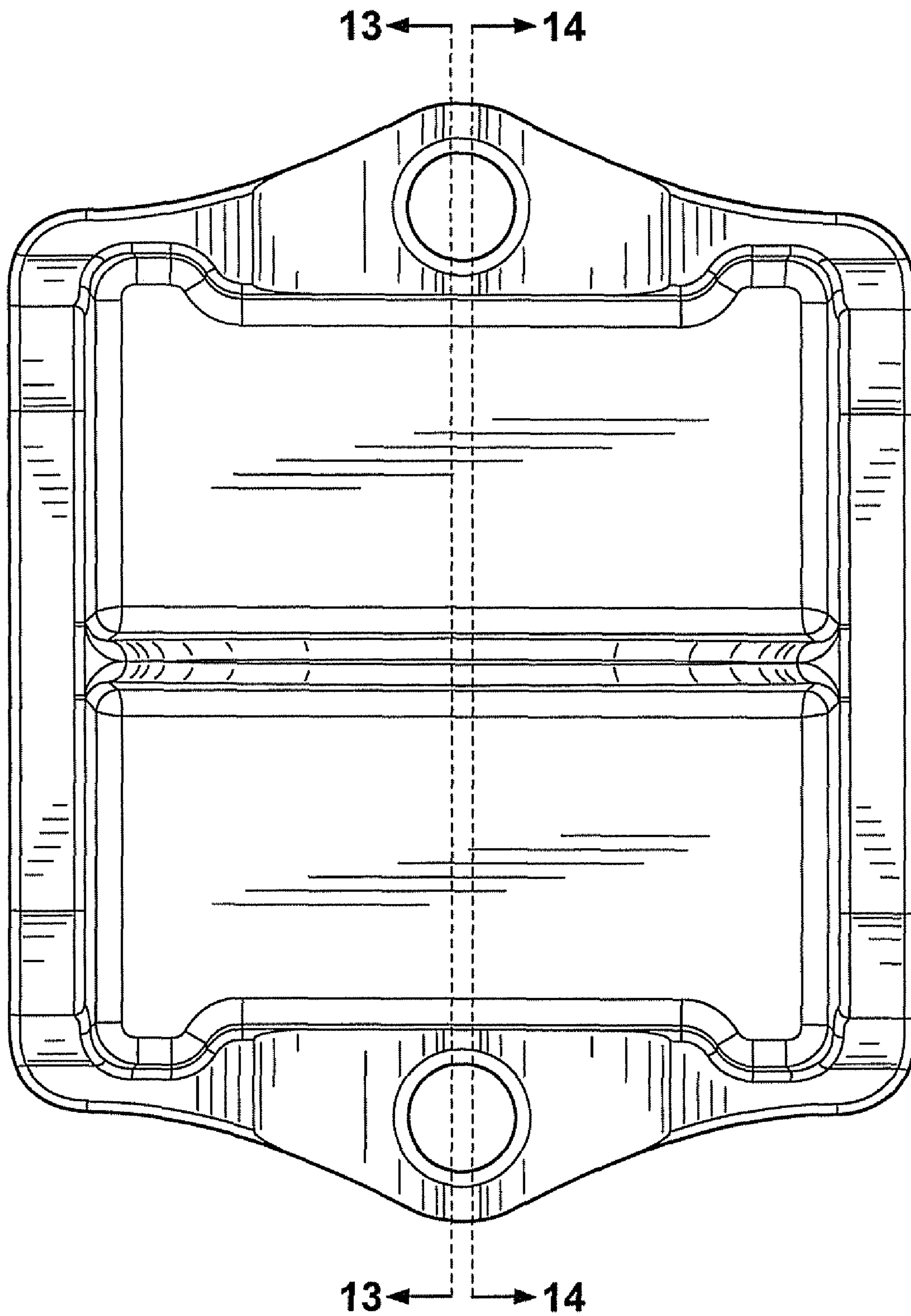


FIG. 6

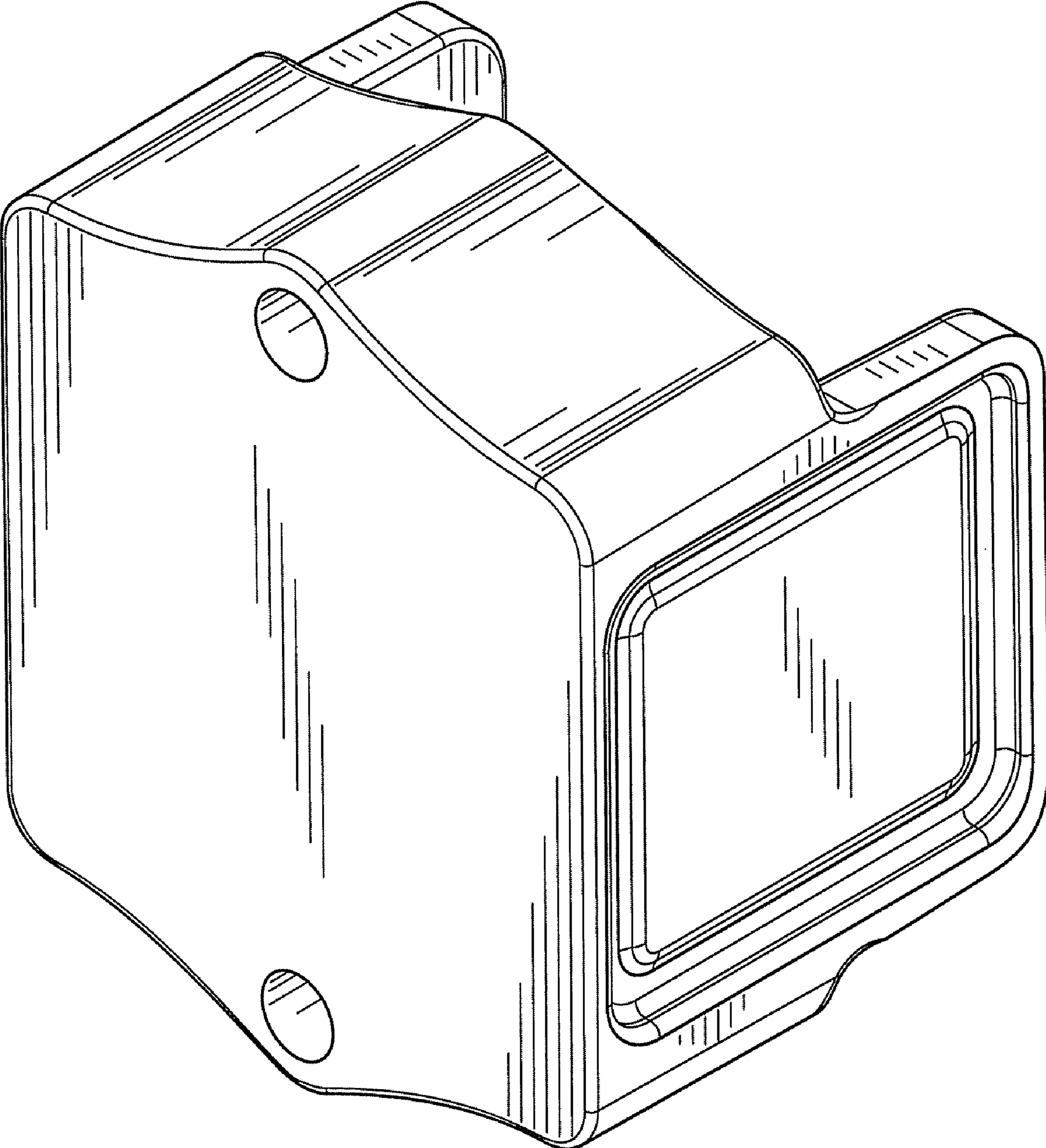


FIG. 7



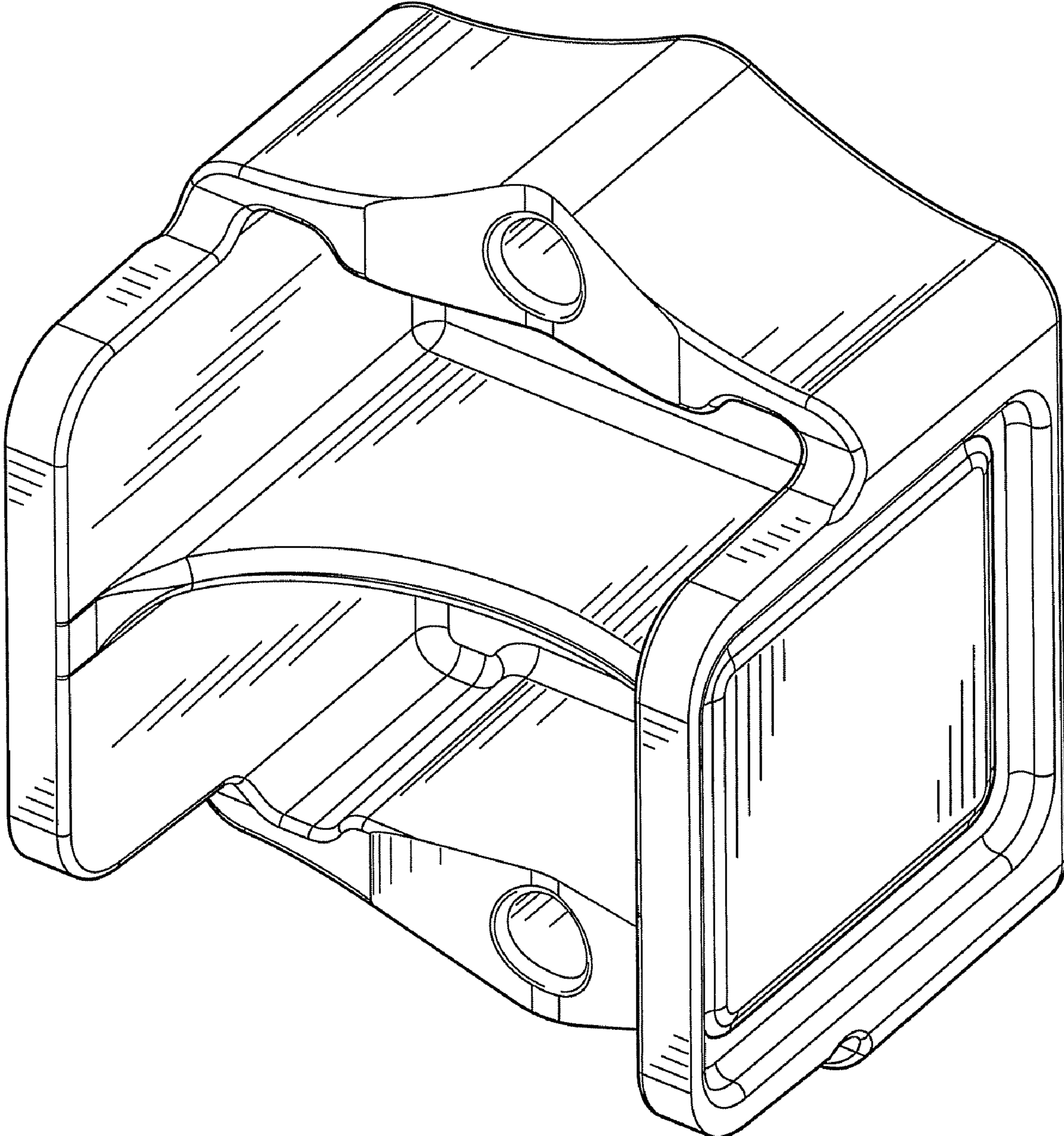


FIG. 8

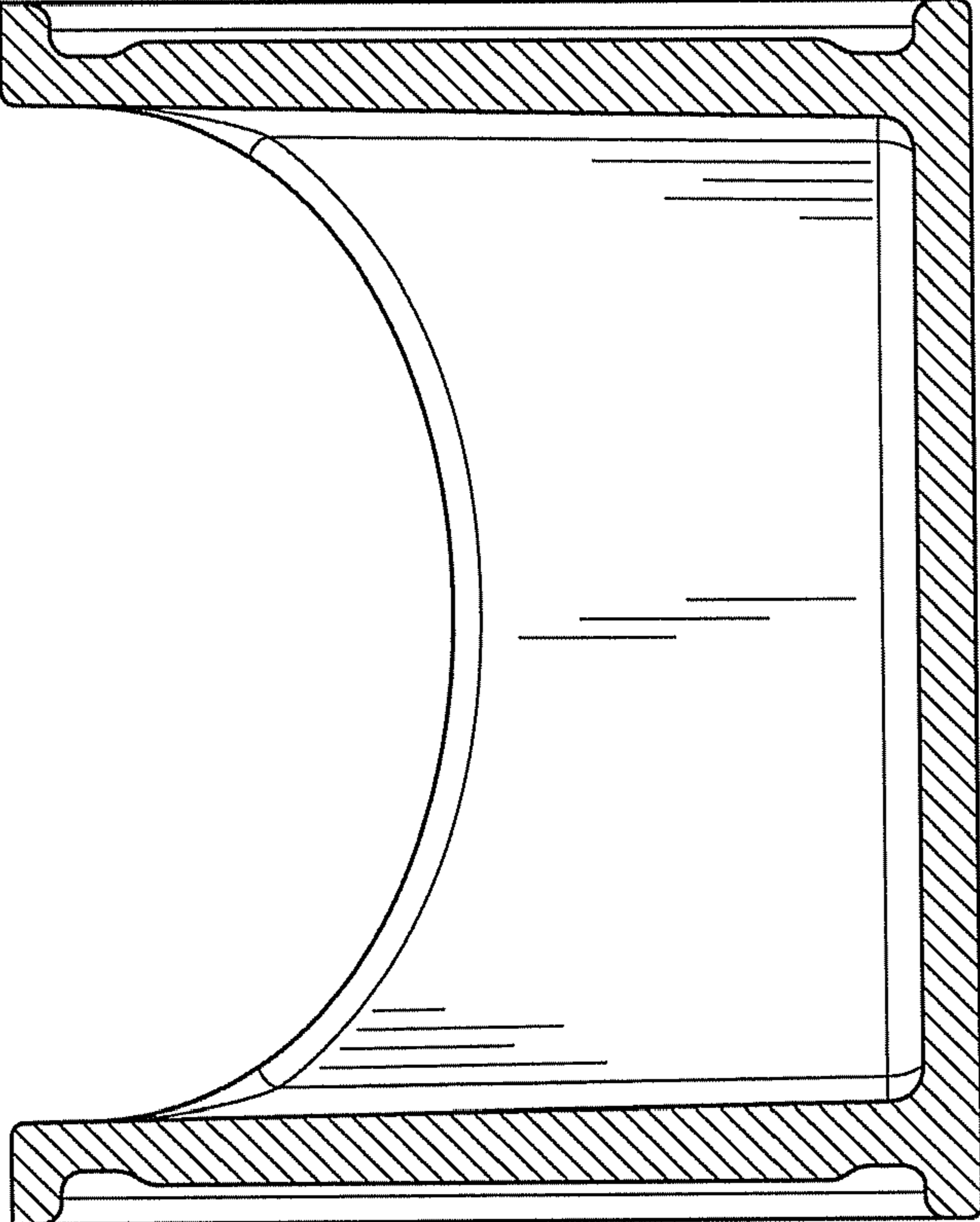


FIG. 9

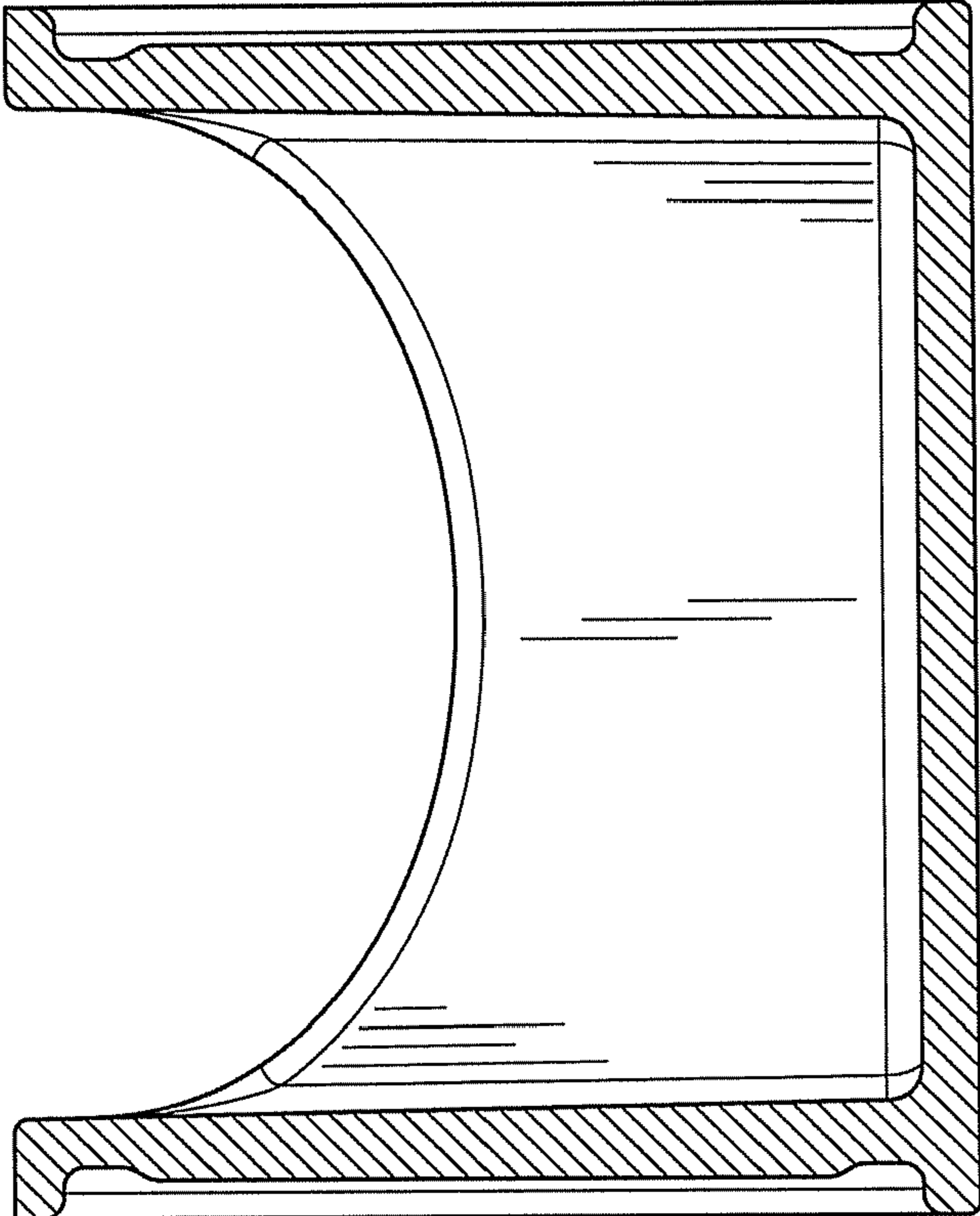


FIG. 10

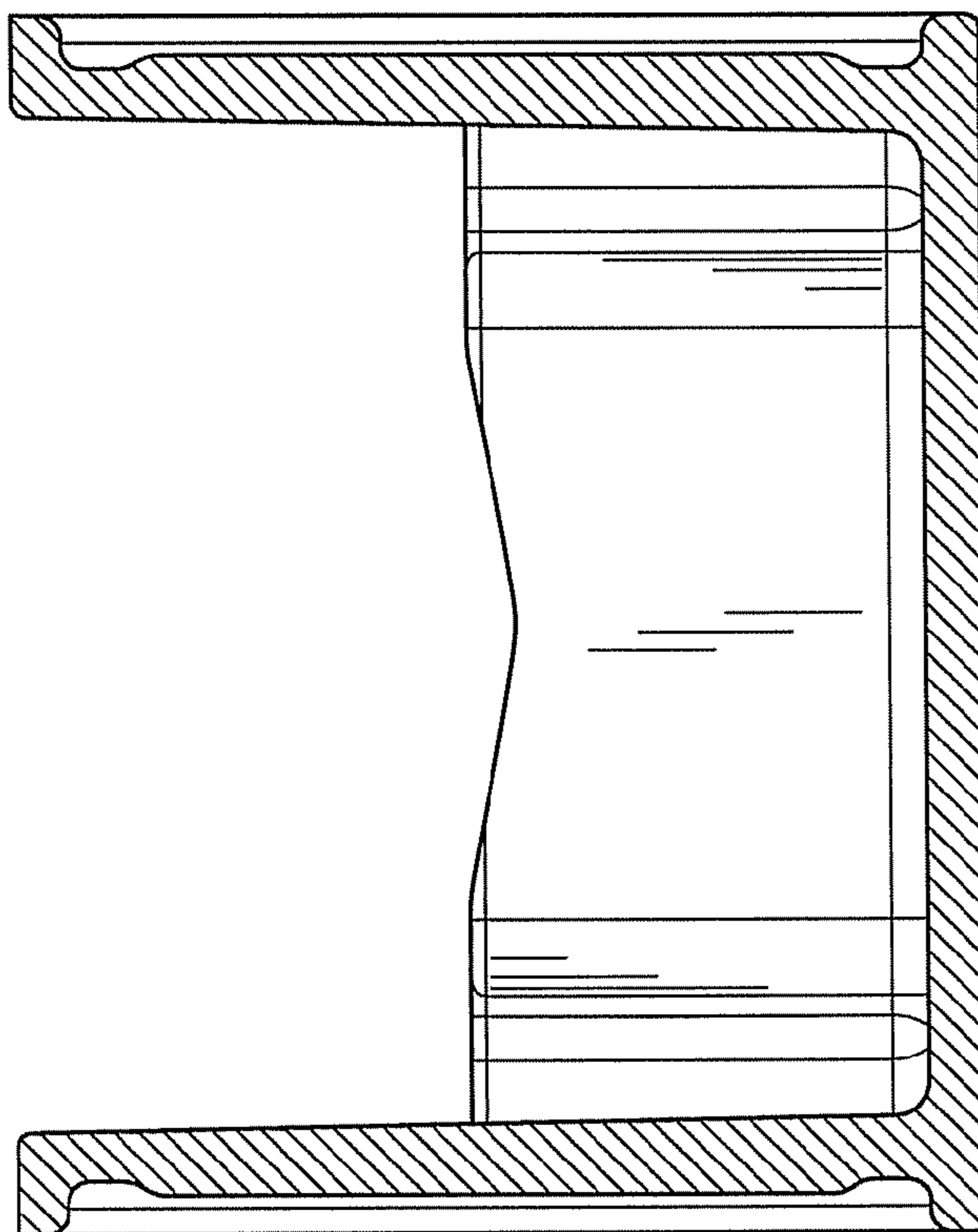


FIG. 11

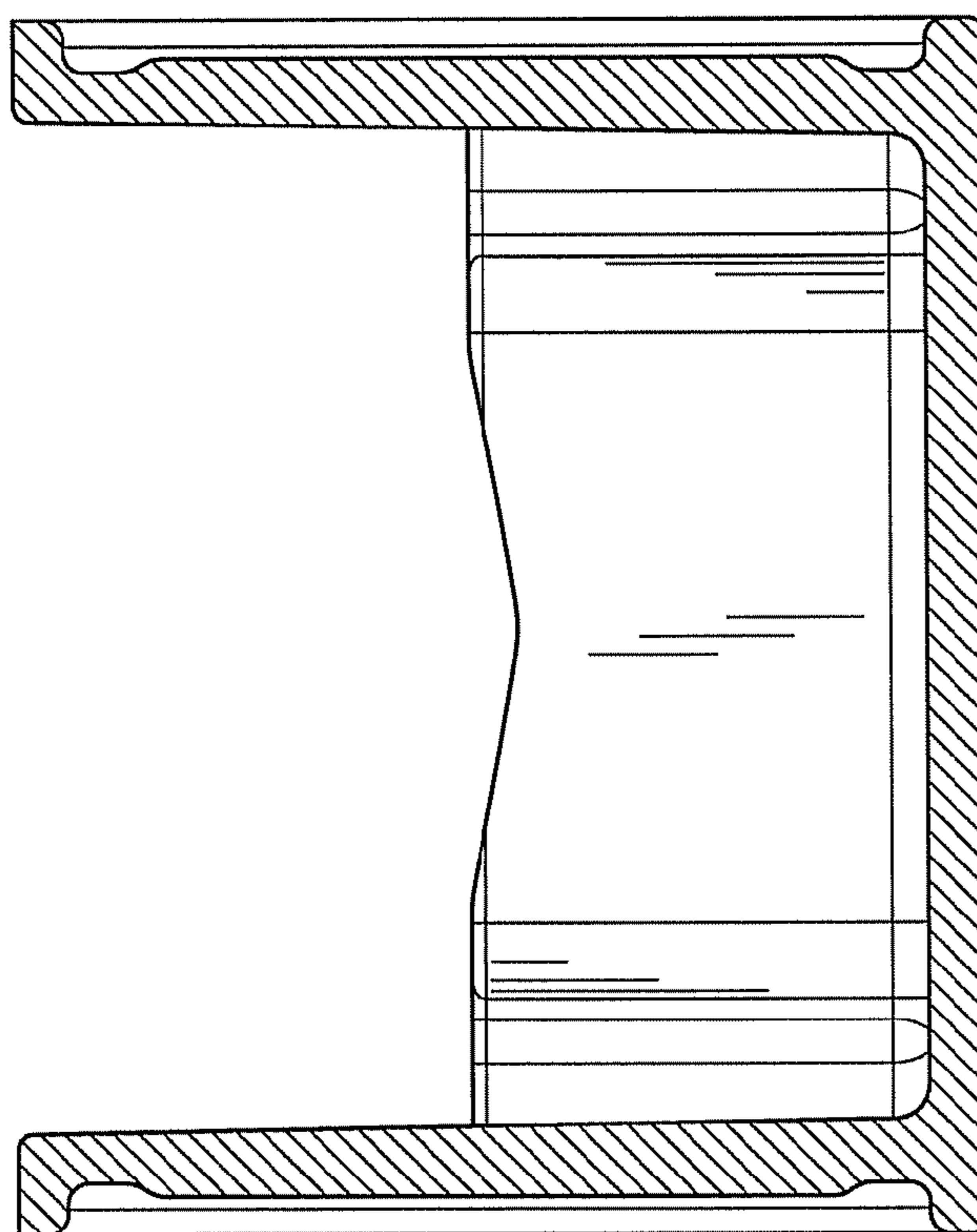


FIG. 12

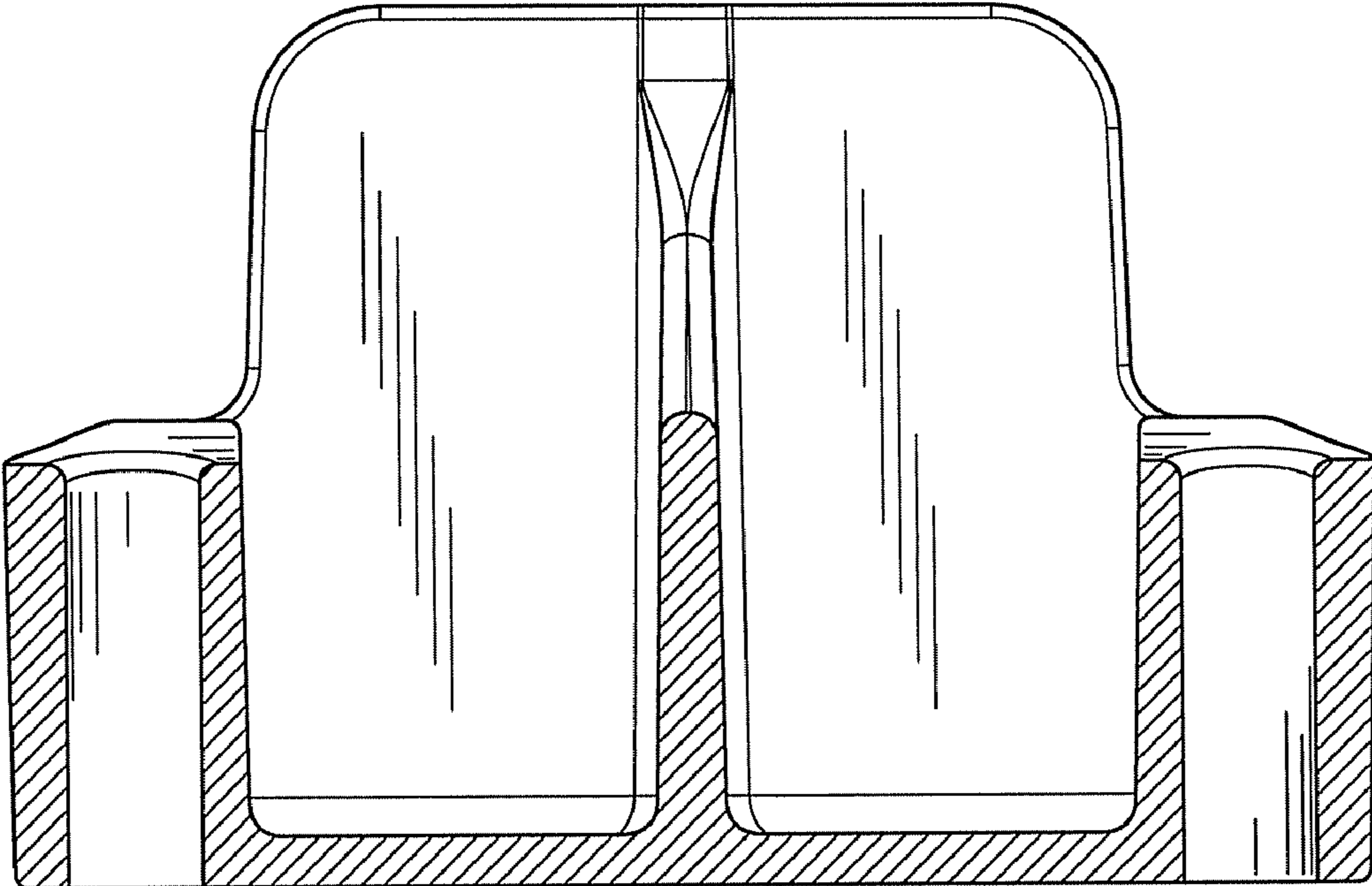


FIG. 13

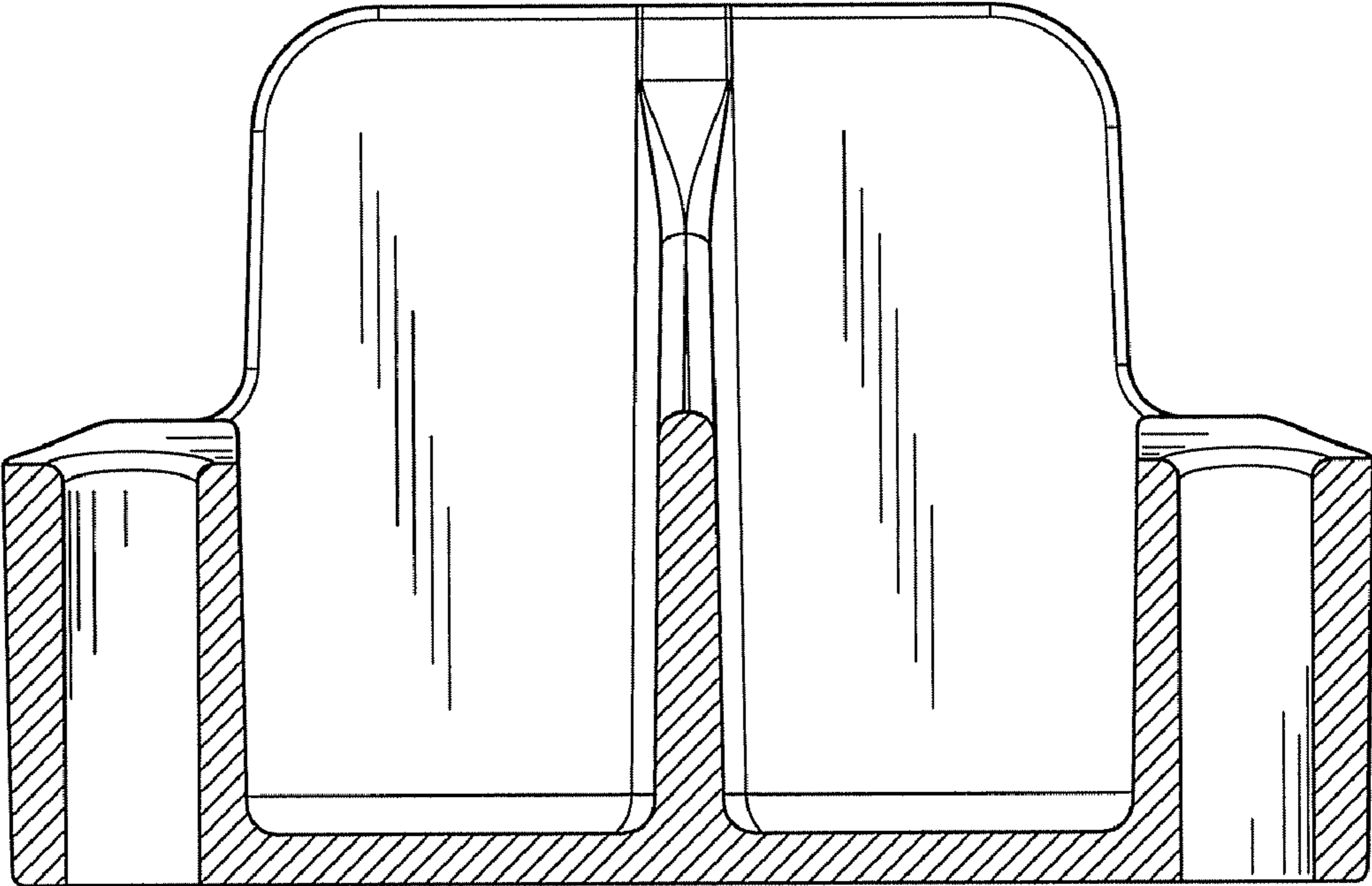


FIG. 14