



US00D624458S

(12) **United States Design Patent**
Ageneau et al.

(10) **Patent No.:** **US D624,458 S**

(45) **Date of Patent:** **** Sep. 28, 2010**

(54) **STROLLER**

(75) Inventors: **Laurent Ageneau**,
Saint-Laurent-sur-Servre (FR); **Bruno**
Zweideck, Cholet (FR); **Yann Naslain**,
Cholet (FR)

(73) Assignee: **Cosco Management, Inc.**, Wilmington,
DE (US)

(**) Term: **14 Years**

(21) Appl. No.: **29/352,720**

(22) Filed: **Dec. 23, 2009**

Related U.S. Application Data

(63) Continuation of application No. 29/328,600, filed on
Nov. 26, 2008, now abandoned.

(30) **Foreign Application Priority Data**

May 27, 2008 (EM) 000941265

(51) **LOC (9) Cl.** **12-12**

(52) **U.S. Cl.** **D12/129; D12/133**

(58) **Field of Classification Search** D12/128-133;
D21/433; D34/12, 27, 30; 280/62, 647-650,
280/29, 200, 47.38, 250.1, 259, 642, 658;
296/65.03, 65.04; 297/DIG. 4; 135/65-67,
135/74

See application file for complete search history.

(56) **References Cited**

U.S. PATENT DOCUMENTS

- 4,412,689 A 11/1983 Lee
- D463,329 S 9/2002 Yang et al.
- D463,332 S 9/2002 Wu
- D470,802 S 2/2003 You
- 6,626,452 B2 9/2003 Yang et al.
- D502,896 S 3/2005 Pullam
- 7,017,922 B2 3/2006 Hartenstine et al.
- D519,419 S 4/2006 Cheng et al.
- D519,888 S 5/2006 Cheng et al.

- D532,721 S 11/2006 Wu et al.
- 7,377,537 B2 5/2008 Li
- D578,044 S * 10/2008 Chen et al. D12/129
- D581,841 S * 12/2008 Toussaint D12/129
- D583,719 S 12/2008 Siewertsen

(Continued)

FOREIGN PATENT DOCUMENTS

CN 101104413 1/2008

(Continued)

OTHER PUBLICATIONS

International Search Report dated Apr. 14, 2009, for French Appli-
cation FR 0855779.

(Continued)

Primary Examiner—Ian Simmons
Assistant Examiner—Charles D Hanson
(74) *Attorney, Agent, or Firm*—Barnes & Thornburg LLP

(57) **CLAIM**

The ornamental design for a stroller, as shown and described.

DESCRIPTION

FIG. 1 is a perspective view of a stroller showing our new
design;

FIG. 2 is a front view thereof;

FIG. 3 is a rear view thereof;

FIG. 4 is a left side view thereof, the right side being a mirror
image;

FIG. 5 is a perspective view thereof, with the seat shown in a
reclined position;

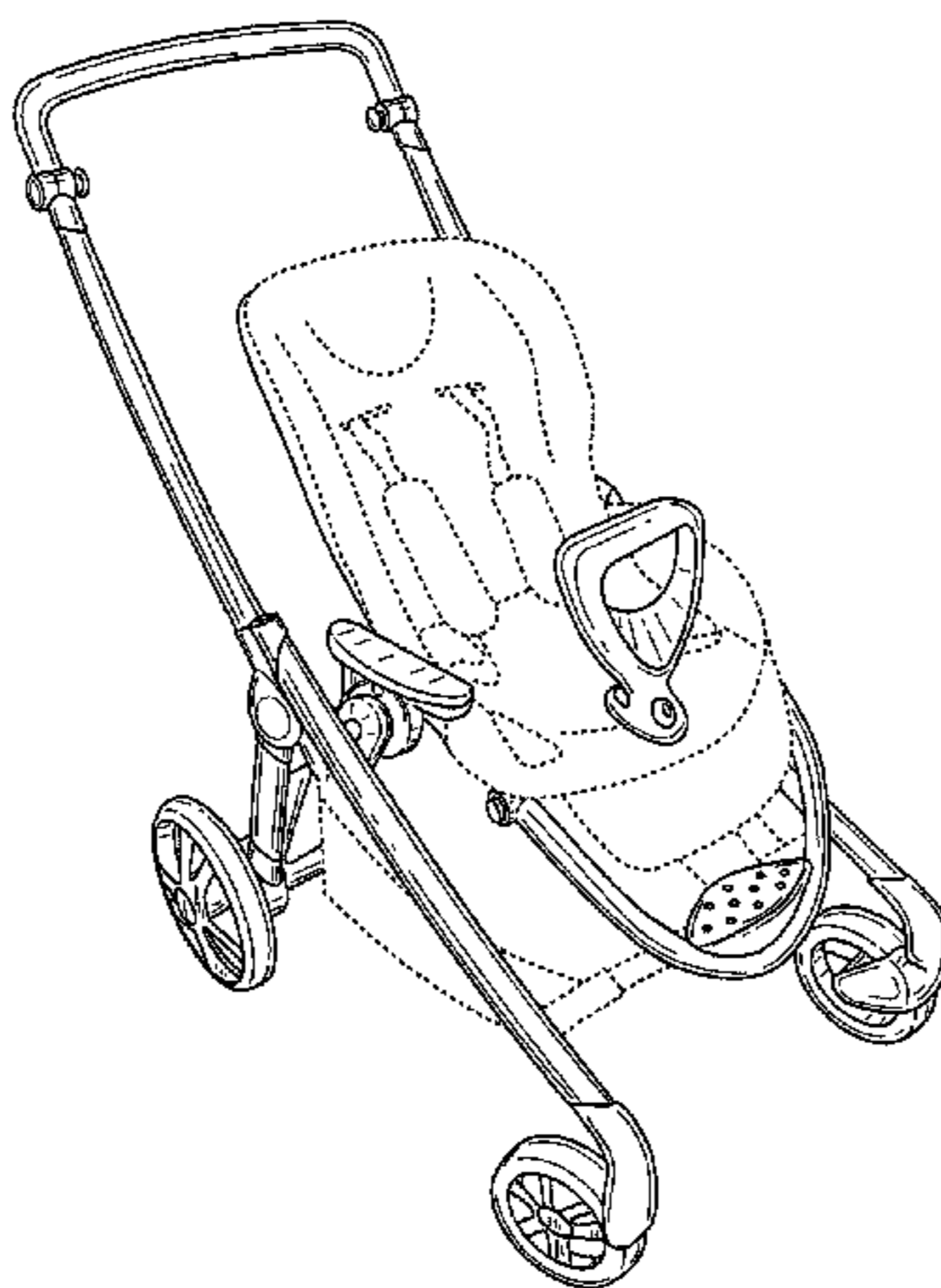
FIG. 6 is a front view thereof;

FIG. 7 is a rear view thereof; and,

FIG. 8 is a left side view thereof, the right side being a mirror
image.

The broken lines showing of the seat and undercarriage are
included for the purpose of illustrating environment and form
no part of the claimed design.

1 Claim, 8 Drawing Sheets



US D624,458 S

Page 2

U.S. PATENT DOCUMENTS

D585,336 S * 1/2009 van Buul et al. D12/129
D596,996 S * 7/2009 Yang D12/129
D601,467 S * 10/2009 Karremans D12/129

FOREIGN PATENT DOCUMENTS

EP 0401088 12/1990
EP 0577496 1/1994
EP 1170192 1/2002
EP 1695891 8/2006

EP 1967440 9/2008
FR 2700515 7/1994
FR 2918340 1/2009
JP 2234876 9/1990
WO 9743162 11/1997

OTHER PUBLICATIONS

International Search Report dated Oct. 15, 2008, for French Application FR 0853343.

* cited by examiner

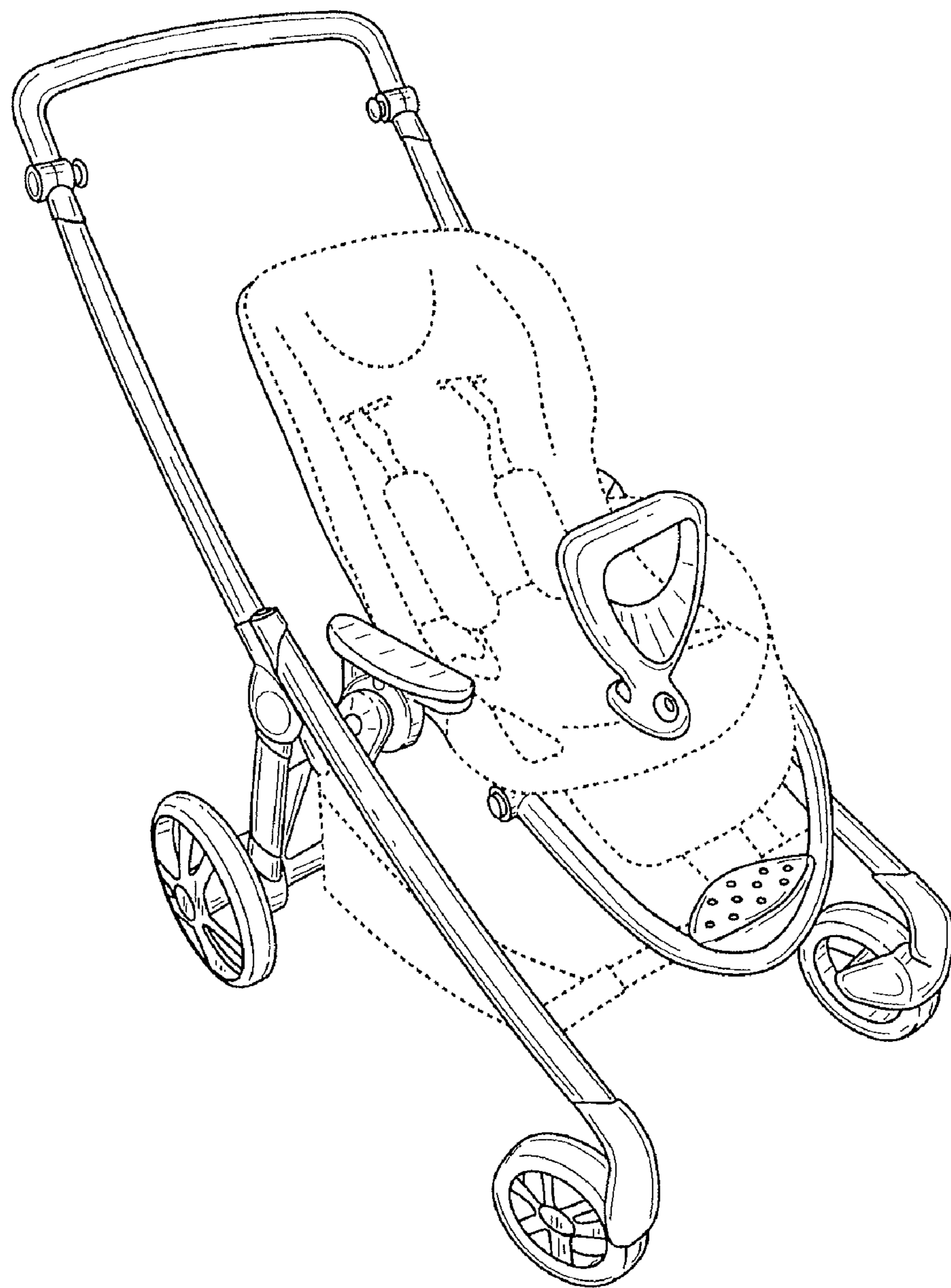


FIG. 1

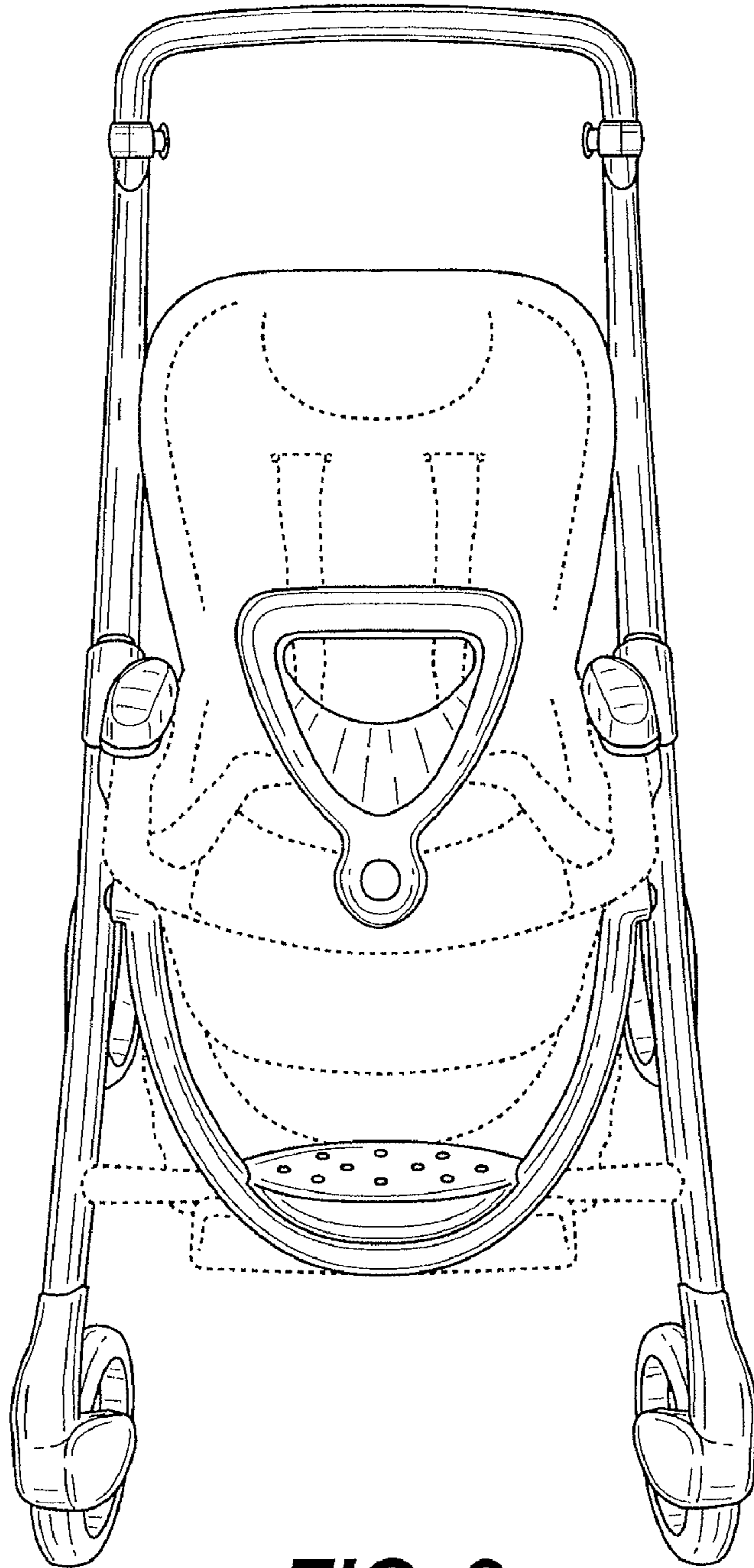


FIG. 2

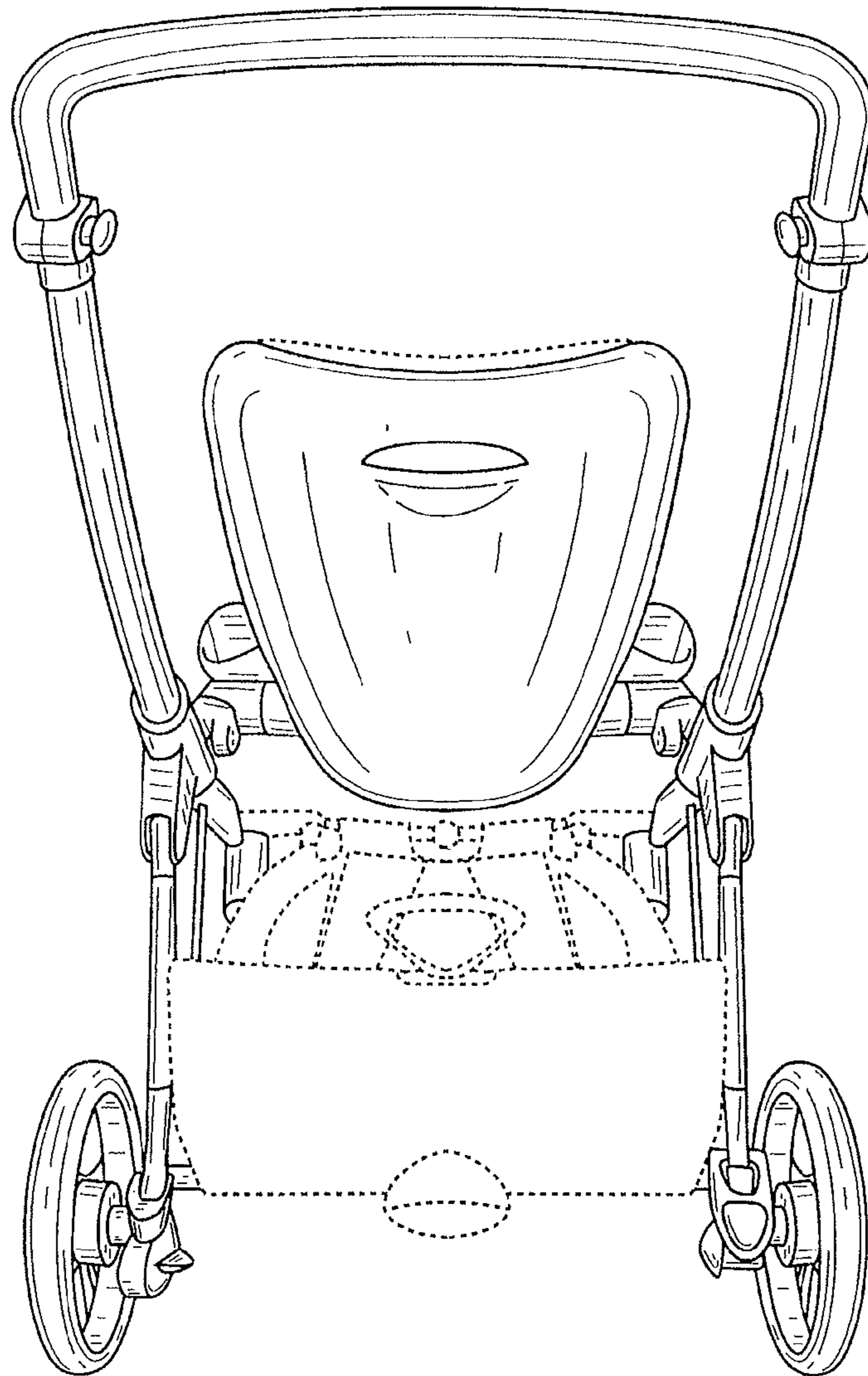


FIG. 3




FIG. 4

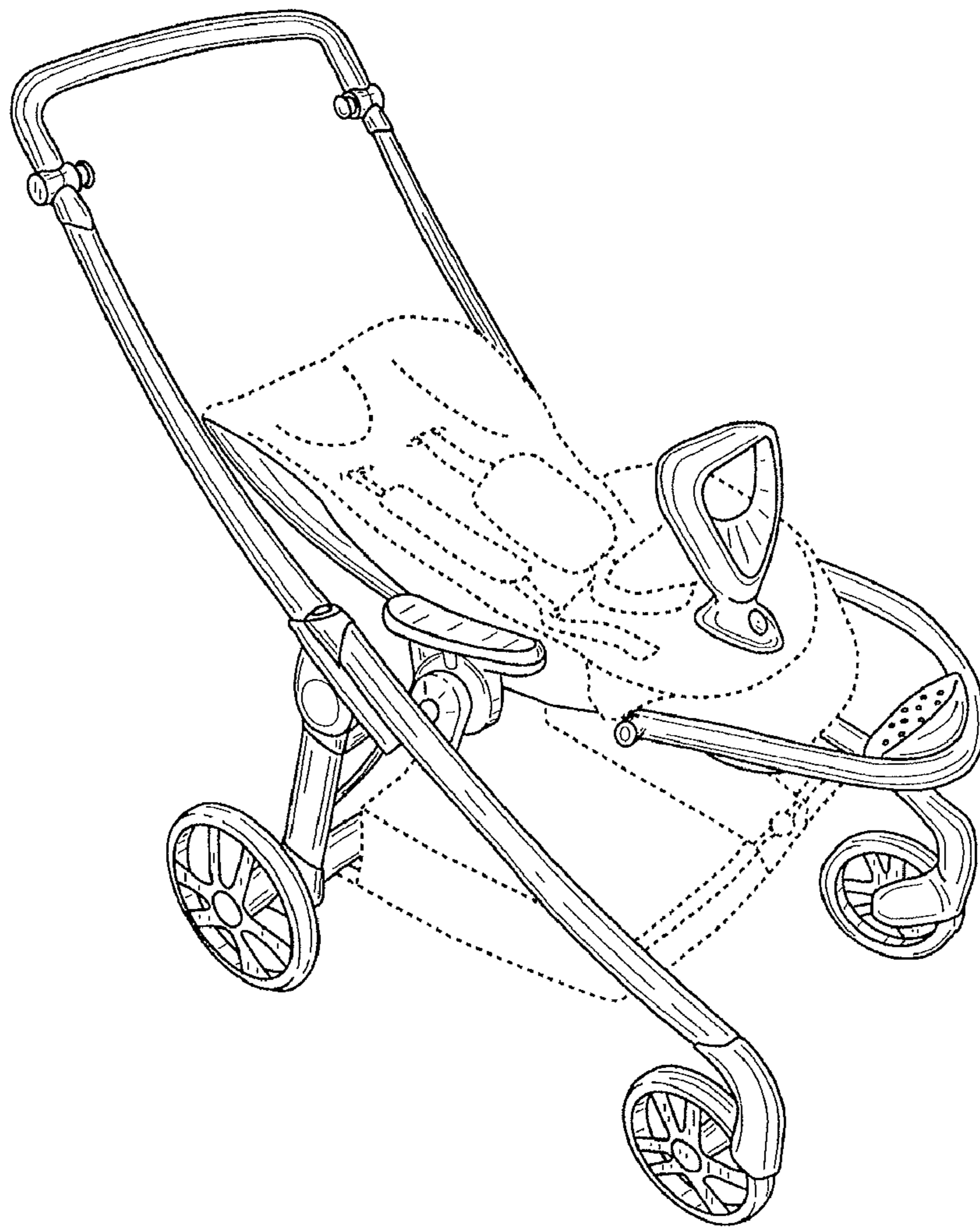


FIG. 5

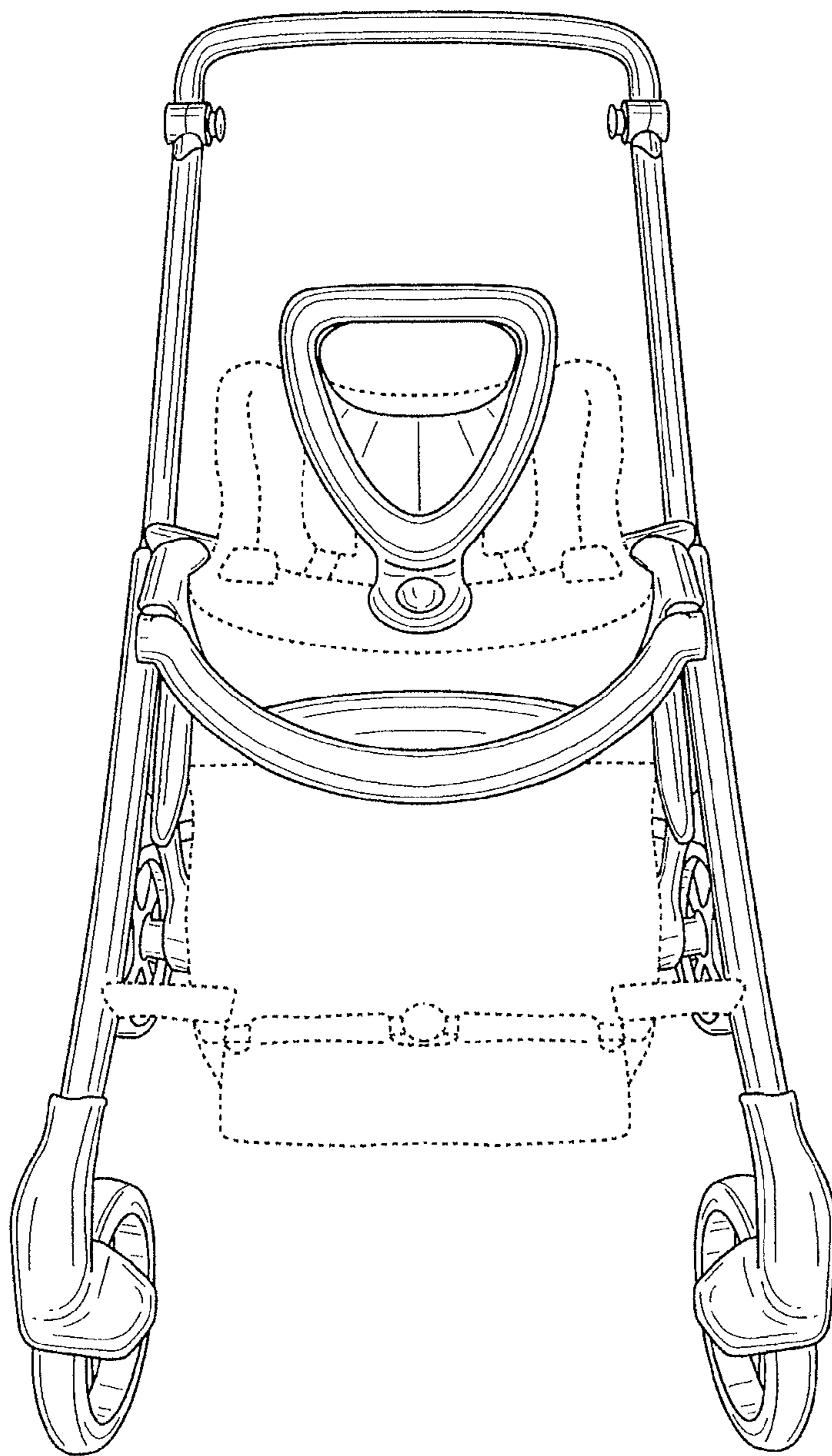


FIG. 6

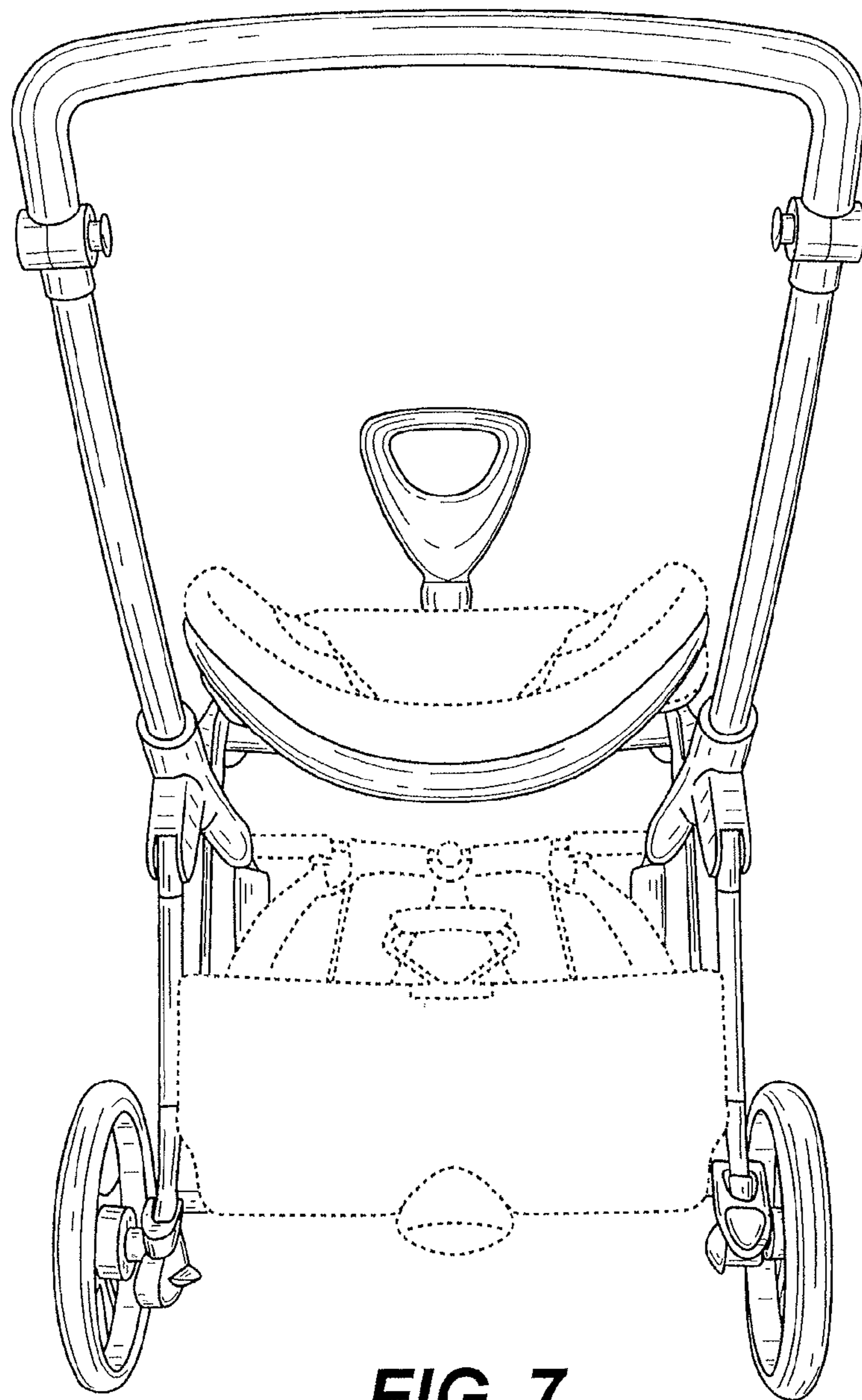


FIG. 7

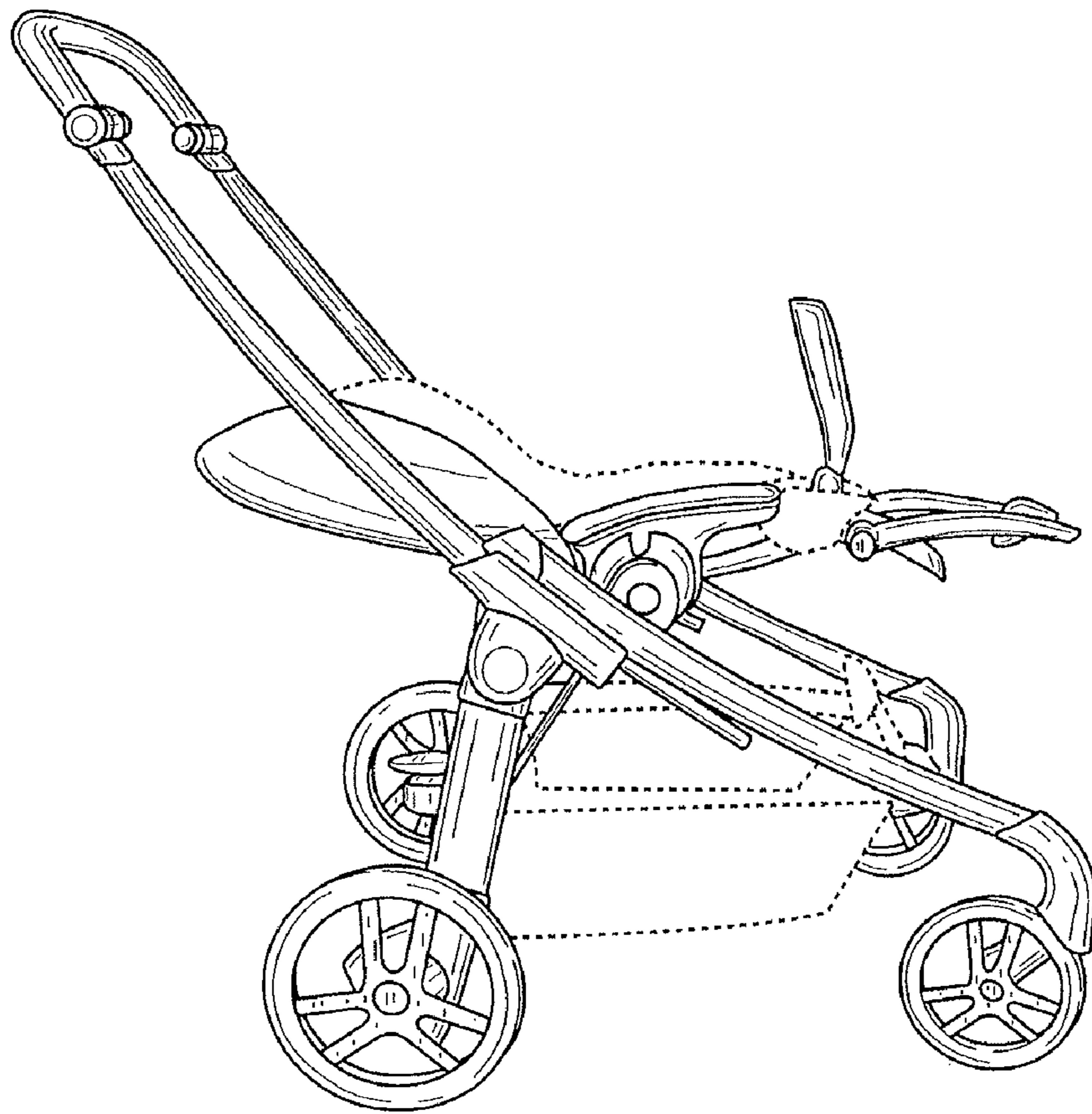


FIG. 8