



US00D624456S

(12) **United States Design Patent**
Loeb

(10) **Patent No.:** **US D624,456 S**

(45) **Date of Patent:** **** Sep. 28, 2010**

(54) **AUTOMOBILE**

(75) **Inventor:** **Niels Loeb**, Wiesbaden (DE)

(73) **Assignee:** **GM Global Technology Operations, Inc.**, Detroit, MI (US)

(**) **Term:** **14 Years**

(21) **Appl. No.:** **29/310,479**

(22) **Filed:** **Aug. 20, 2008**

(30) **Foreign Application Priority Data**

Feb. 2, 2008 (EM) 000883111

(51) **LOC (9) Cl.** **12-08**

(52) **U.S. Cl.** **D12/86**

(58) **Field of Classification Search** D12/86–88,
D12/92, 91, 82; D21/424, 433, 548, 549,
D21/550

See application file for complete search history.

(56) **References Cited**

U.S. PATENT DOCUMENTS

D389,783 S *	1/1998	Tomforde et al.	D12/91
D404,690 S *	1/1999	Garand et al.	D12/91
D447,191 S *	8/2001	Hoelzel et al.	D21/433
D477,250 S *	7/2003	Leutz et al.	D12/91
D489,293 S *	5/2004	Ikuma et al.	D12/90
D495,975 S *	9/2004	Pfeiffer	D12/91
D499,356 S *	12/2004	Minami et al.	D12/91
D501,645 S *	2/2005	Hosoda et al.	D12/92
D525,562 S *	7/2006	Yagi et al.	D12/91
D525,916 S *	8/2006	Matsumoto et al.	D12/92
D531,547 S *	11/2006	Hiruta et al.	D12/92
D531,935 S *	11/2006	Matsumoto et al.	D12/92
D532,337 S *	11/2006	Hakamata et al.	D12/91
D533,810 S *	12/2006	Metsugi et al.	D12/92

D555,560 S *	11/2007	Sinkwitz et al.	D12/196
D564,414 S *	3/2008	Okue et al.	D12/92
D575,196 S *	8/2008	Hosoda et al.	D12/92
D578,040 S *	10/2008	Ward	D12/92
D578,439 S *	10/2008	Yukawa et al.	D12/92
D590,299 S *	4/2009	Bischoff et al.	D12/91
D592,555 S *	5/2009	Kanno et al.	D12/92
D595,186 S *	6/2009	Kouchi et al.	D12/92
D597,444 S *	8/2009	Vermeersch et al.	D12/91

FOREIGN PATENT DOCUMENTS

JP D1317148 12/2007

* cited by examiner

Primary Examiner—Robert M Spear

Assistant Examiner—Cynthia Underwood

(74) *Attorney, Agent, or Firm*—Abelman, Frayne & Schwab

(57) **CLAIM**

The ornamental design for an automobile, as shown and described.

DESCRIPTION

FIG. 1 is a left and rear perspective view showing my new automobile design;

FIG. 2 is a front view thereof;

FIG. 3 is a right side view thereof;

FIG. 4 is a rear view thereof;

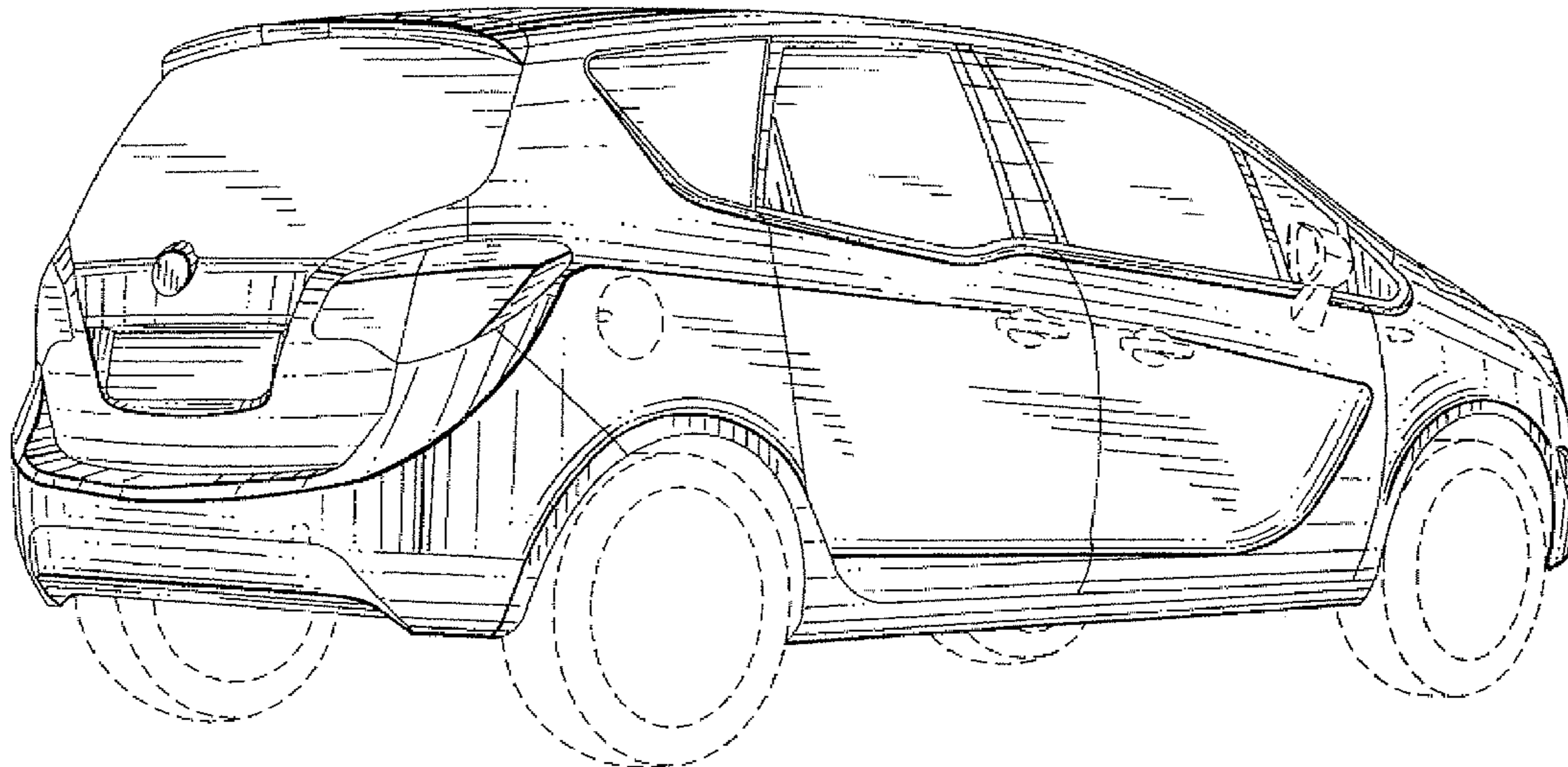
FIG. 5 is a left side view thereof;

FIG. 6 is a top plan view thereof; and,

FIG. 7 is a right front perspective view thereof.

Broken lines represent portions of the structure that form no part of the claim.

1 Claim, 7 Drawing Sheets



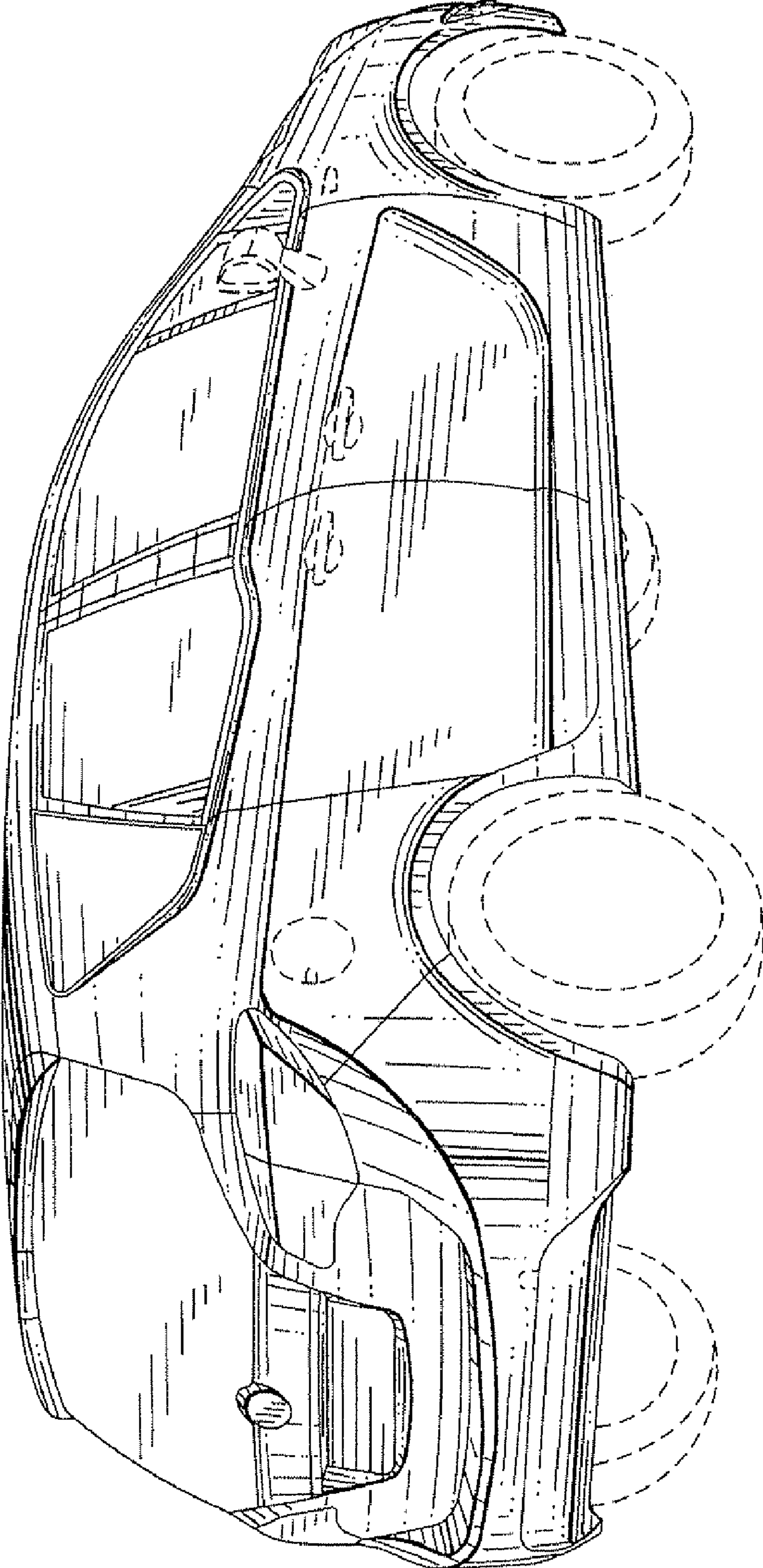


FIG. 1

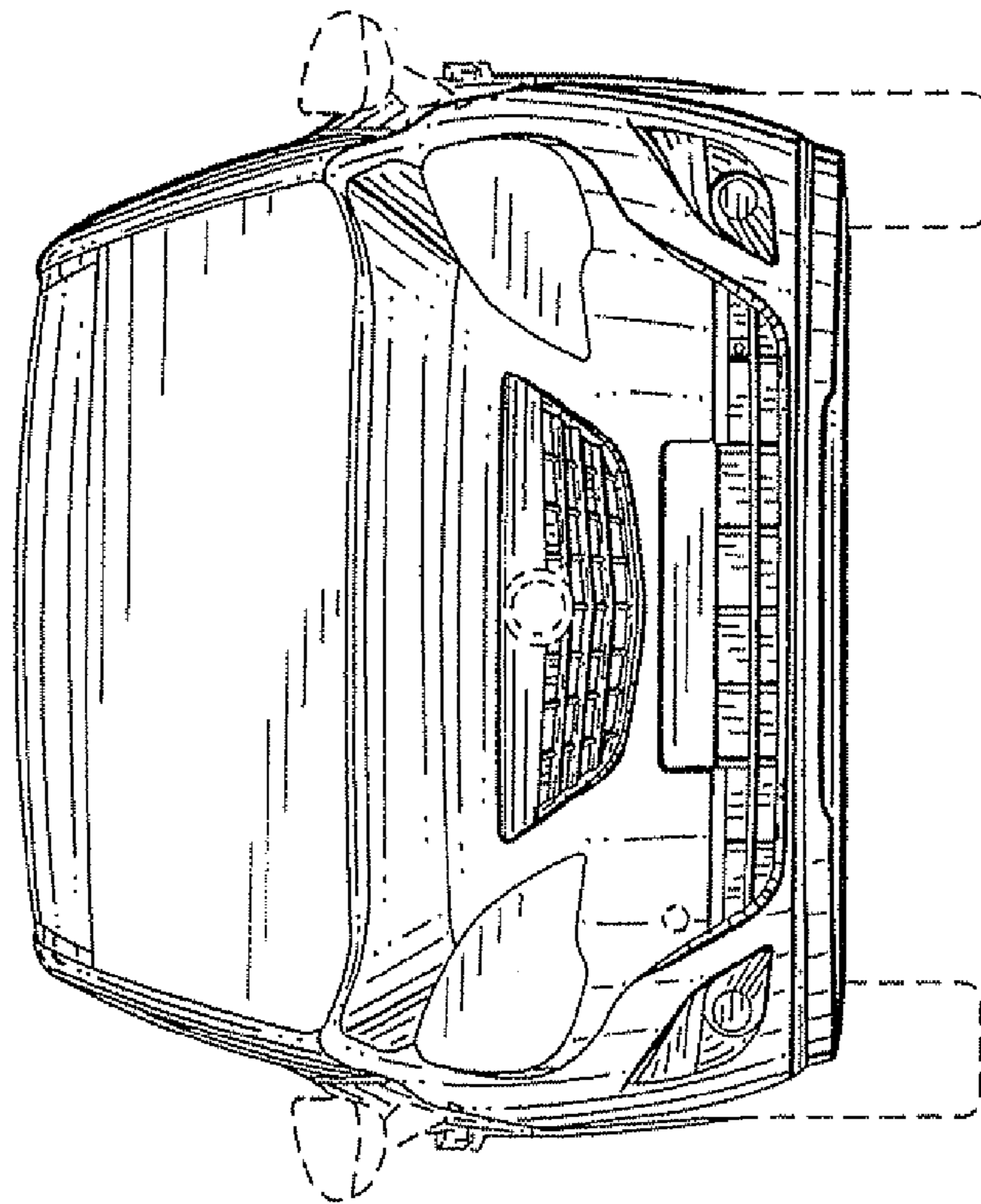


FIG. 2

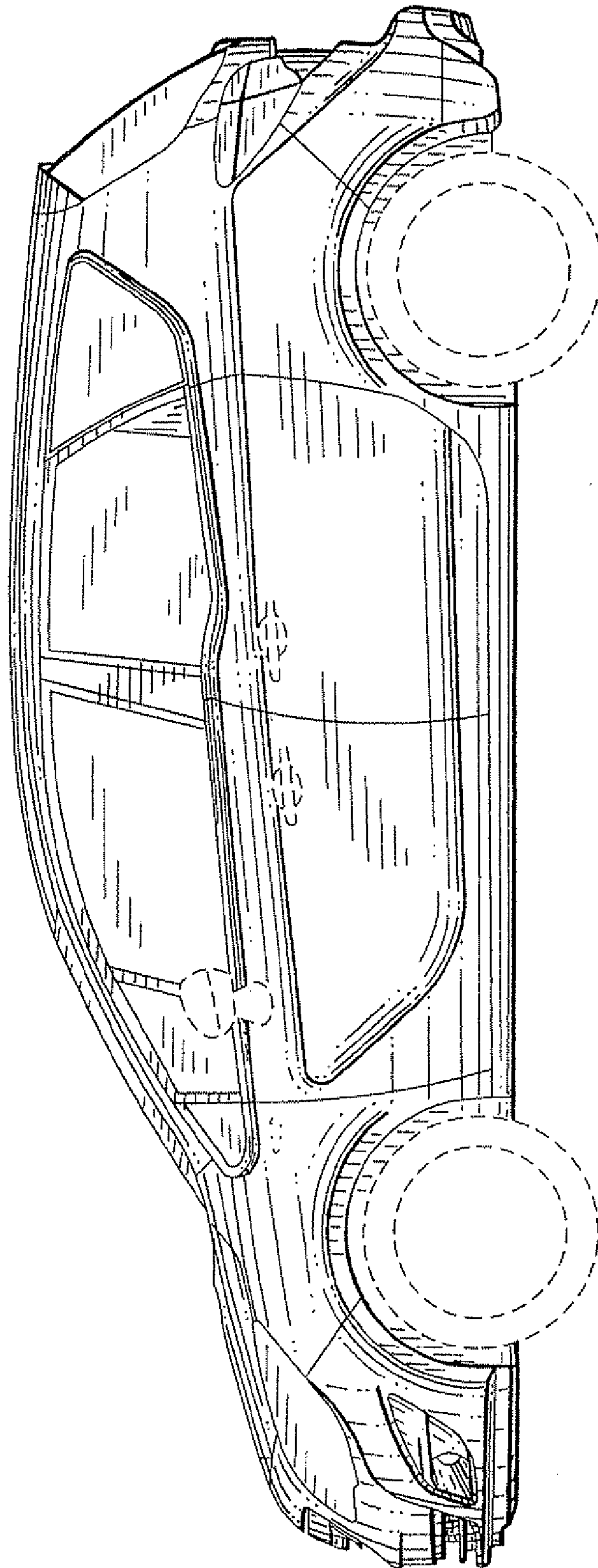


FIG. 3

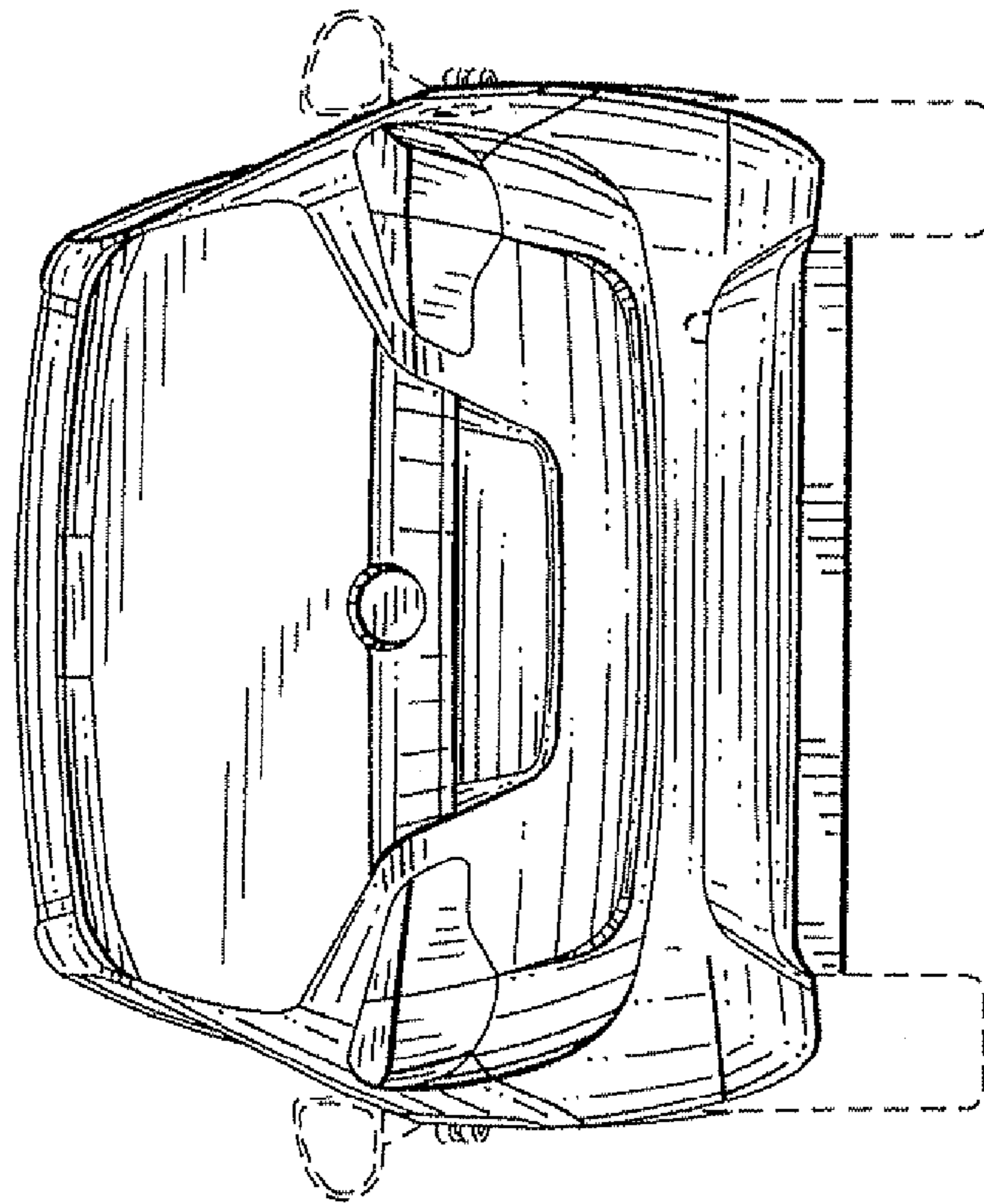


FIG. 4

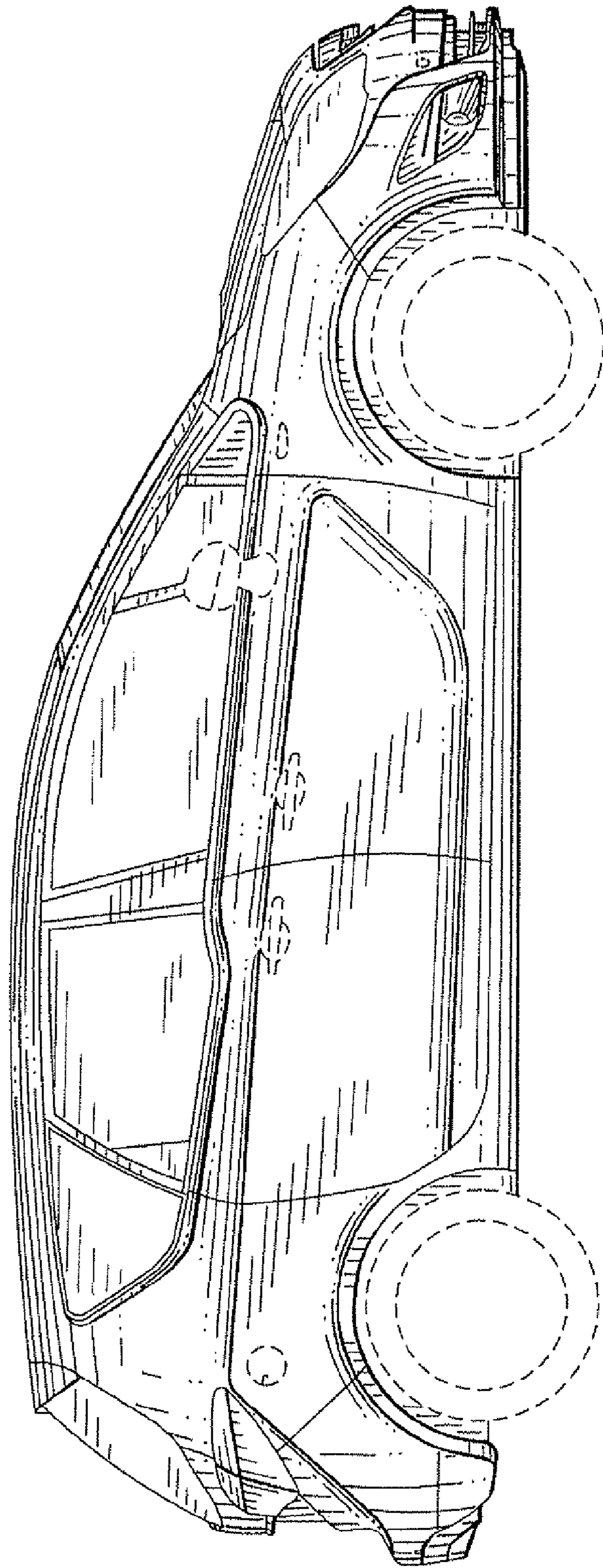


FIG. 5




FIG. 6

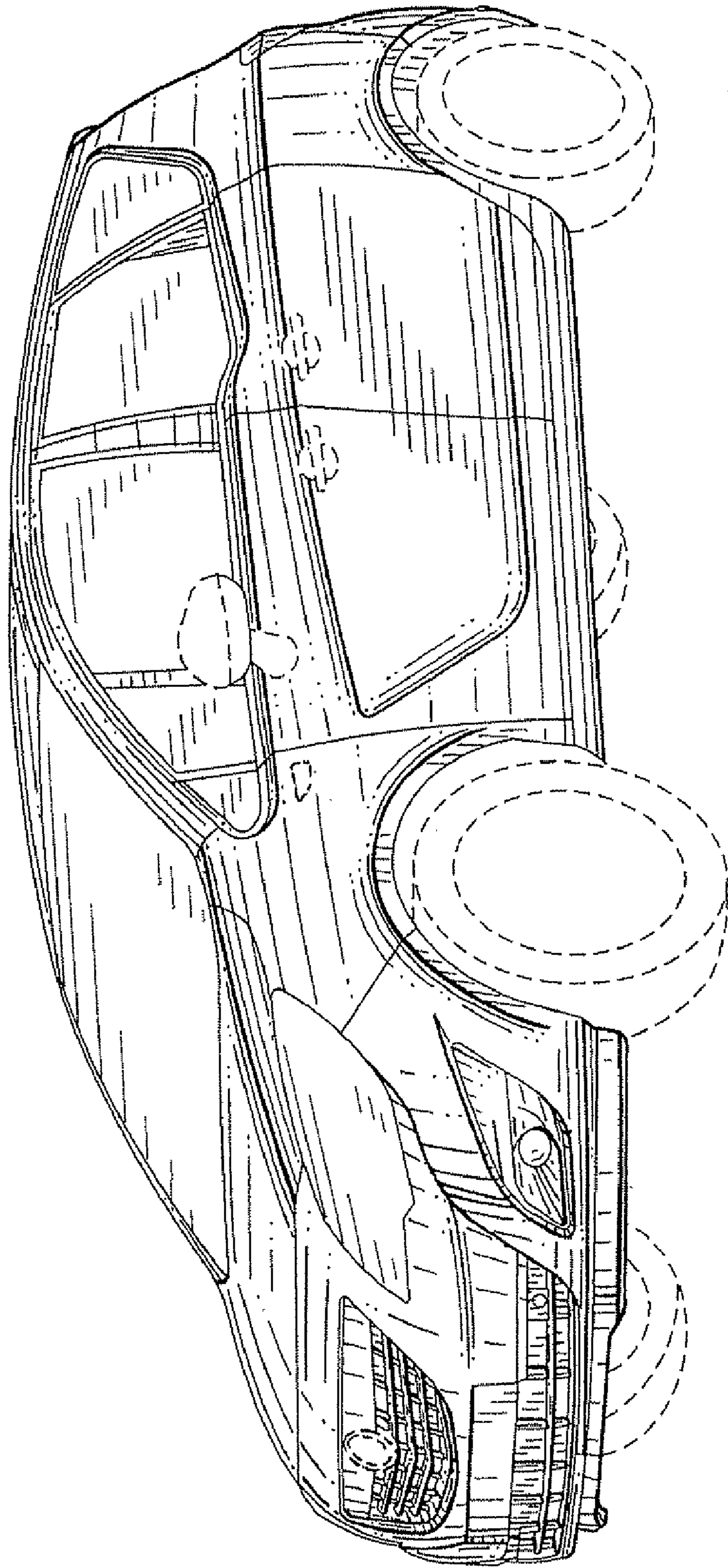


FIG. 7

UNITED STATES PATENT AND TRADEMARK OFFICE
CERTIFICATE OF CORRECTION

PATENT NO. : D624,456 S
APPLICATION NO. : 29/310479
DATED : September 28, 2010
INVENTOR(S) : Loeb

Page 1 of 1

It is certified that error appears in the above-identified patent and that said Letters Patent is hereby corrected as shown below:

Title Page Item [30]

Foreign Application Priority Data should read

February 21, 2008 (EM).....000883111

Signed and Sealed this
Thirteenth Day of September, 2011



David J. Kappos
Director of the United States Patent and Trademark Office