



US00D624453S

(12) **United States Design Patent**  
**Garrison**

(10) **Patent No.:** **US D624,453 S**

(45) **Date of Patent:** **\*\* Sep. 28, 2010**

(54) **LIGHTED HOLIDAY RABBIT**

(76) Inventor: **John D. Garrison**, P.O. Box 328,  
Tannersville, NY (US) 12485

(\*\*) Term: **14 Years**

(21) Appl. No.: **29/315,483**

(22) Filed: **Jun. 29, 2009**

**Related U.S. Application Data**

(63) Continuation-in-part of application No. 29/307,183,  
filed on Apr. 4, 2008, now abandoned, and a continu-  
ation-in-part of application No. 29/236,305, filed on  
Aug. 15, 2005, now abandoned.

(51) **LOC (9) Cl.** ..... **11-05**

(52) **U.S. Cl.** ..... **D11/127**

(58) **Field of Classification Search** ..... D11/117,  
D11/121, 125, 127, 128, 131, 133, 136, 157,  
D11/158, 160; D26/98, 99; D21/398, 576,  
D21/587, 621; 362/806, 808; 428/7, 8, 9,  
428/11

See application file for complete search history.

(56) **References Cited**

**U.S. PATENT DOCUMENTS**

D102,198 S \* 12/1936 Vuilleminot ..... D9/613  
D241,968 S \* 10/1976 Mellyn ..... D26/125  
D331,721 S \* 12/1992 Shyan ..... D10/116  
D348,025 S \* 6/1994 Henry ..... D11/121

D355,592 S \* 2/1995 Weder et al. .... D9/613  
D365,037 S \* 12/1995 Huang ..... D10/116  
D373,744 S \* 9/1996 Wotton ..... D11/121  
D396,315 S \* 7/1998 Hamerman ..... D26/57  
D416,506 S \* 11/1999 Huang ..... D10/116  
D448,515 S \* 9/2001 Sehl ..... D26/99  
D453,054 S \* 1/2002 Shih ..... D28/76  
D460,914 S \* 7/2002 Yourist ..... D9/607  
D493,247 S \* 7/2004 Sehl ..... D26/98  
D493,562 S \* 7/2004 Sehl ..... D26/98

\* cited by examiner

*Primary Examiner*—Stella M Reid

*Assistant Examiner*—Elizabeth J Oswecki

(74) *Attorney, Agent, or Firm*—Raymond M. Galasso;  
Galasso & Associates, L.P.

(57) **CLAIM**

The ornamental design for a lighted holiday rabbit, as shown  
and described.

**DESCRIPTION**

FIG. 1 is a front elevation view of a lighted holiday rabbit  
showing my new design;

FIG. 2 is a right view thereof;


FIG. 3 is a left view thereof;


FIG. 4 is a top view thereof; and,

FIG. 5 is a bottom view thereof.


All surfaces not shown form no part of the claimed design.

**1 Claim, 4 Drawing Sheets**







*FIG. 1*



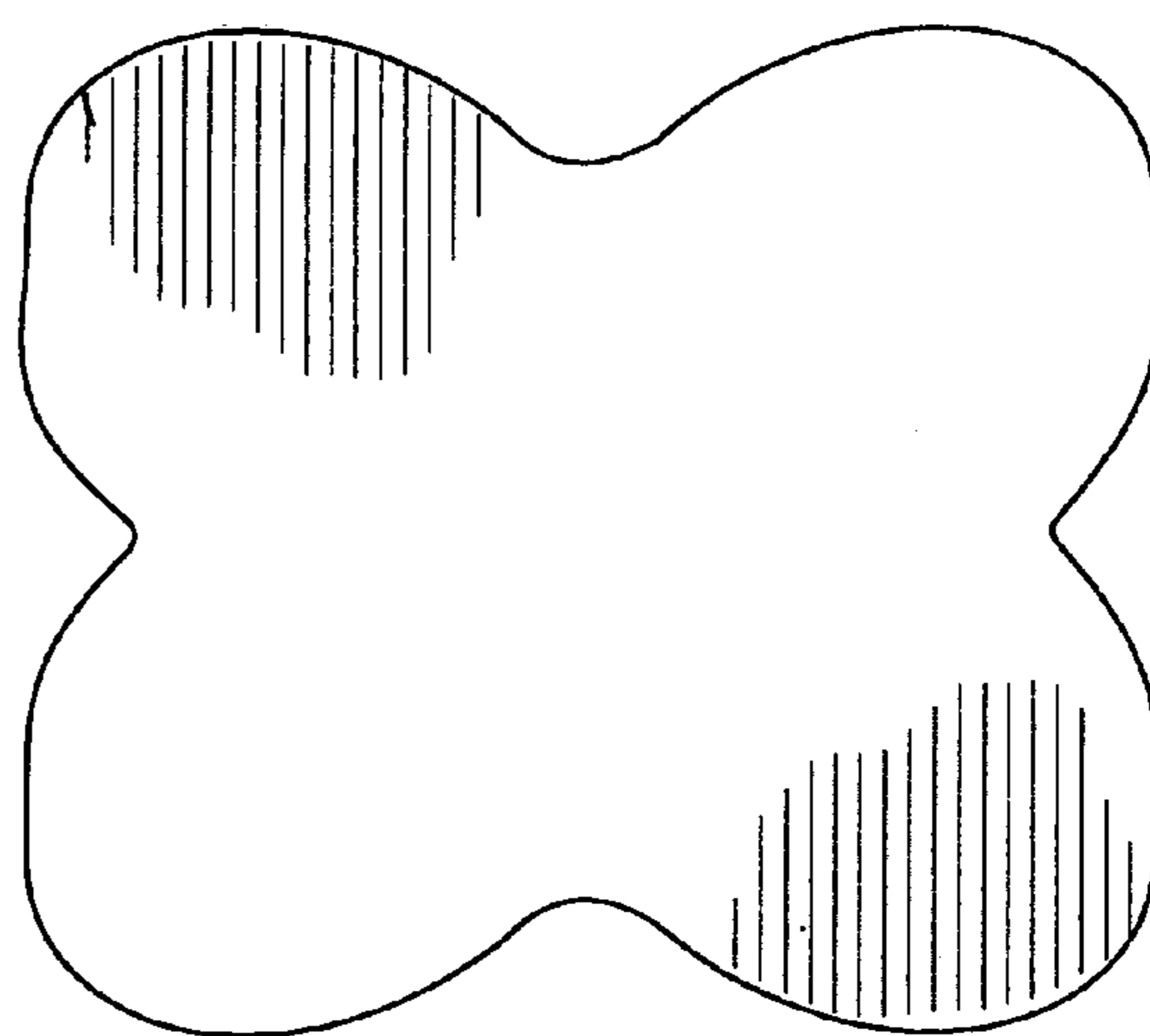
*FIG. 2*



*FIG. 3*



*FIG. 4*



*FIG. 5*