



(12) **United States Design Patent**  
**Smith**

(10) **Patent No.:** **US D624,449 S**  
(45) **Date of Patent:** **\*\* Sep. 28, 2010**

- (54) **WARNING LIGHT AND FLANGE**
- (75) Inventor: **Kevin M. Smith**, Chester, CT (US)
- (73) Assignee: **Whelen Engineering Company, Inc.**,  
Chester, CT (US)
- (\*\*) Term: **14 Years**
- (21) Appl. No.: **29/359,609**
- (22) Filed: **Apr. 13, 2010**

D165,130 S \* 11/1951 Bolser ..... D10/114  
 3,781,790 A \* 12/1973 Dawson ..... 340/473  
 D261,048 S \* 9/1981 Price ..... D26/24  
 D443,377 S \* 6/2001 Handsaker ..... D26/72  
 D472,660 S \* 4/2003 Lee ..... D26/72

\* cited by examiner

*Primary Examiner*—Caron Veynar  
*Assistant Examiner*—George D Kirschbaum  
 (74) *Attorney, Agent, or Firm*—Alix, Yale & Ristas, LLP

**Related U.S. Application Data**

- (62) Division of application No. 29/315,513, filed on Jul. 1, 2009, now Pat. No. Des. 616,780.

- (51) **LOC (9) Cl.** ..... **10-05**
- (52) **U.S. Cl.** ..... **D10/114**
- (58) **Field of Classification Search** ..... D10/109,  
D10/111, 114, 104; D26/29-31, 70, 71,  
D26/72, 85, 73; D11/137; D21/650; 362/544,  
362/459, 466, 183, 431, 428, 294, 584; 280/87.042,  
280/601, 79.11; 340/321, 584, 815.45; 52/848,  
52/838; 315/159; 405/232; 335/202; 307/157  
See application file for complete search history.

(56) **References Cited**

**U.S. PATENT DOCUMENTS**

2,529,576 A \* 11/1950 Scanlon ..... 404/16

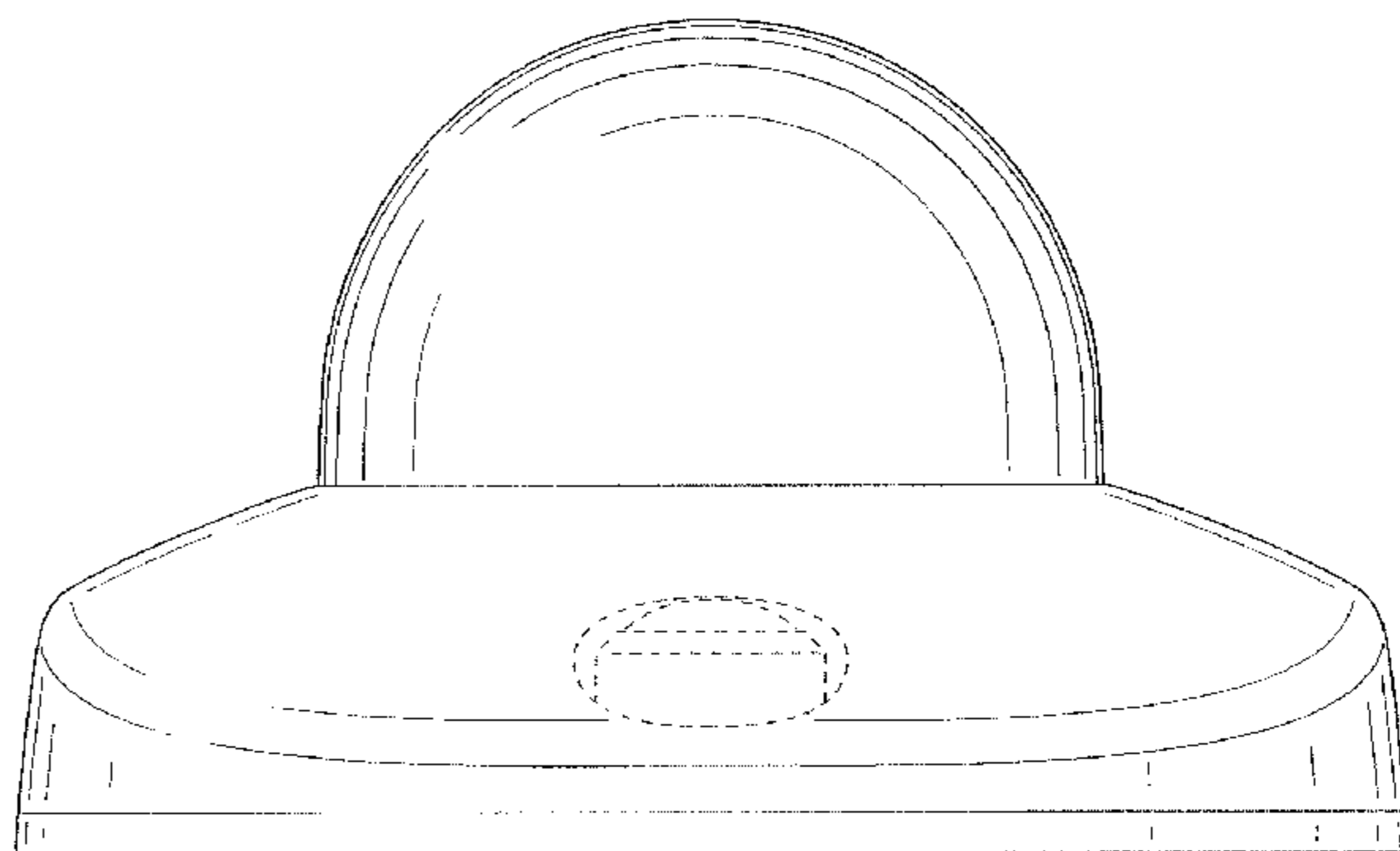
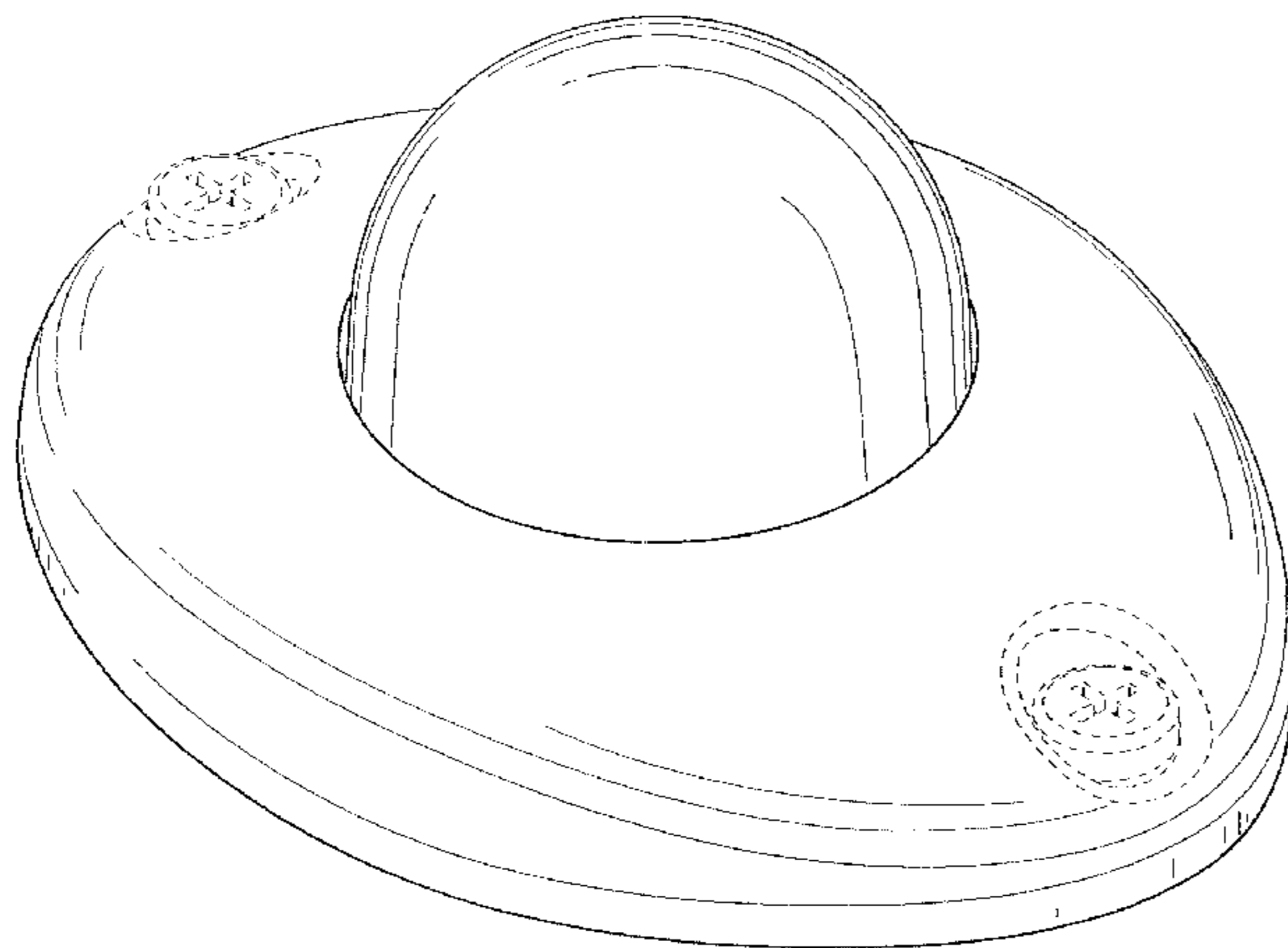
(57) **CLAIM**

The ornamental design for the warning light and flange, as shown and described.

**DESCRIPTION**

FIG. 1 is a perspective view of a warning light with the flange showing my new design;  
 FIG. 2 is a left side view of the warning light with flange of FIG. 1, the opposite right side view being identical;  
 FIG. 3 is a top plan view of the warning light with flange of FIG. 1; and,  
 FIG. 4 is a front view of the warning light with flange of FIG. 1, the opposite rear view being identical.  
 No claim is made to the portions shown in broken lines.  
 No claim is made to the bottom plan view.

**1 Claim, 4 Drawing Sheets**



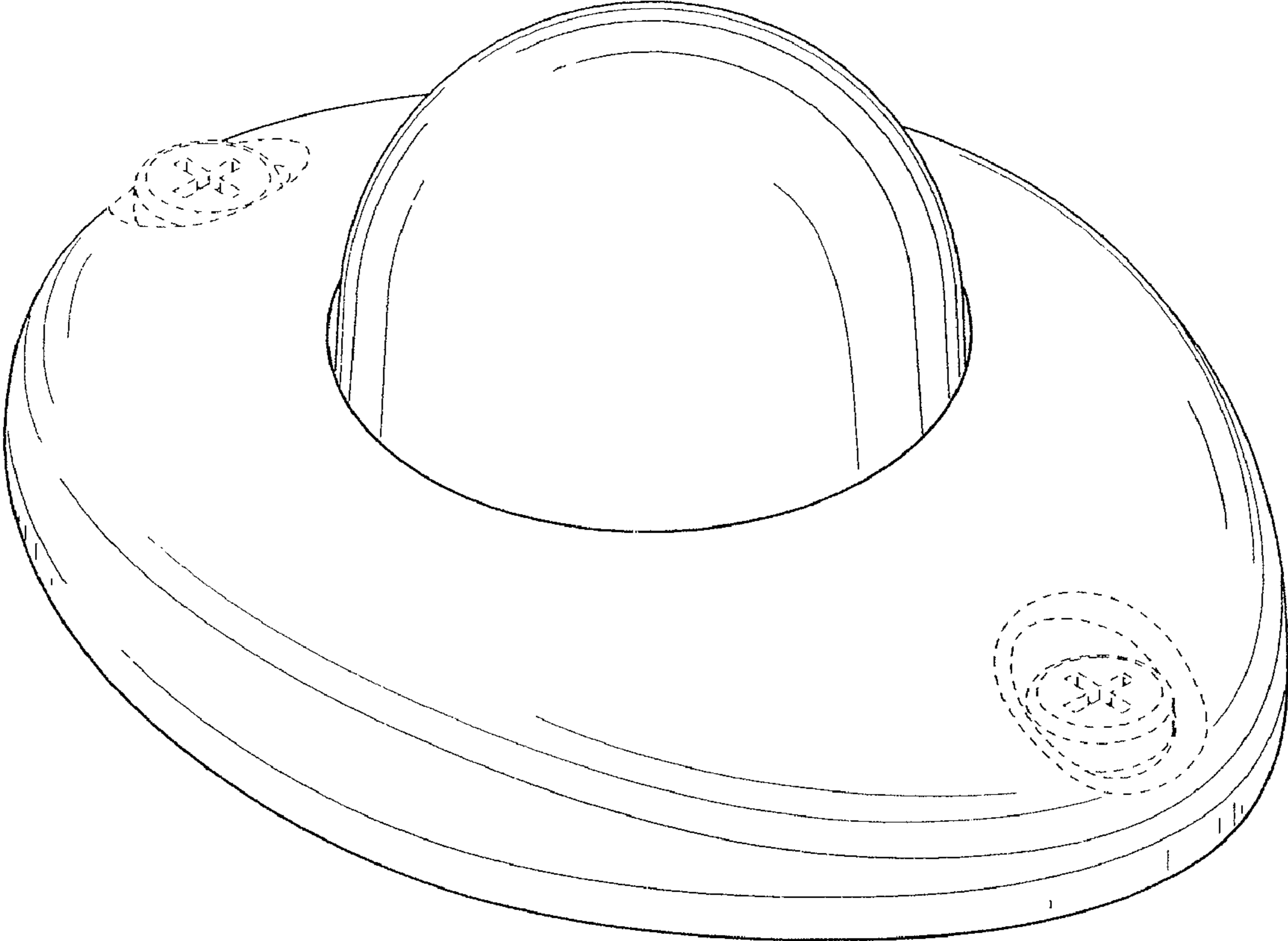
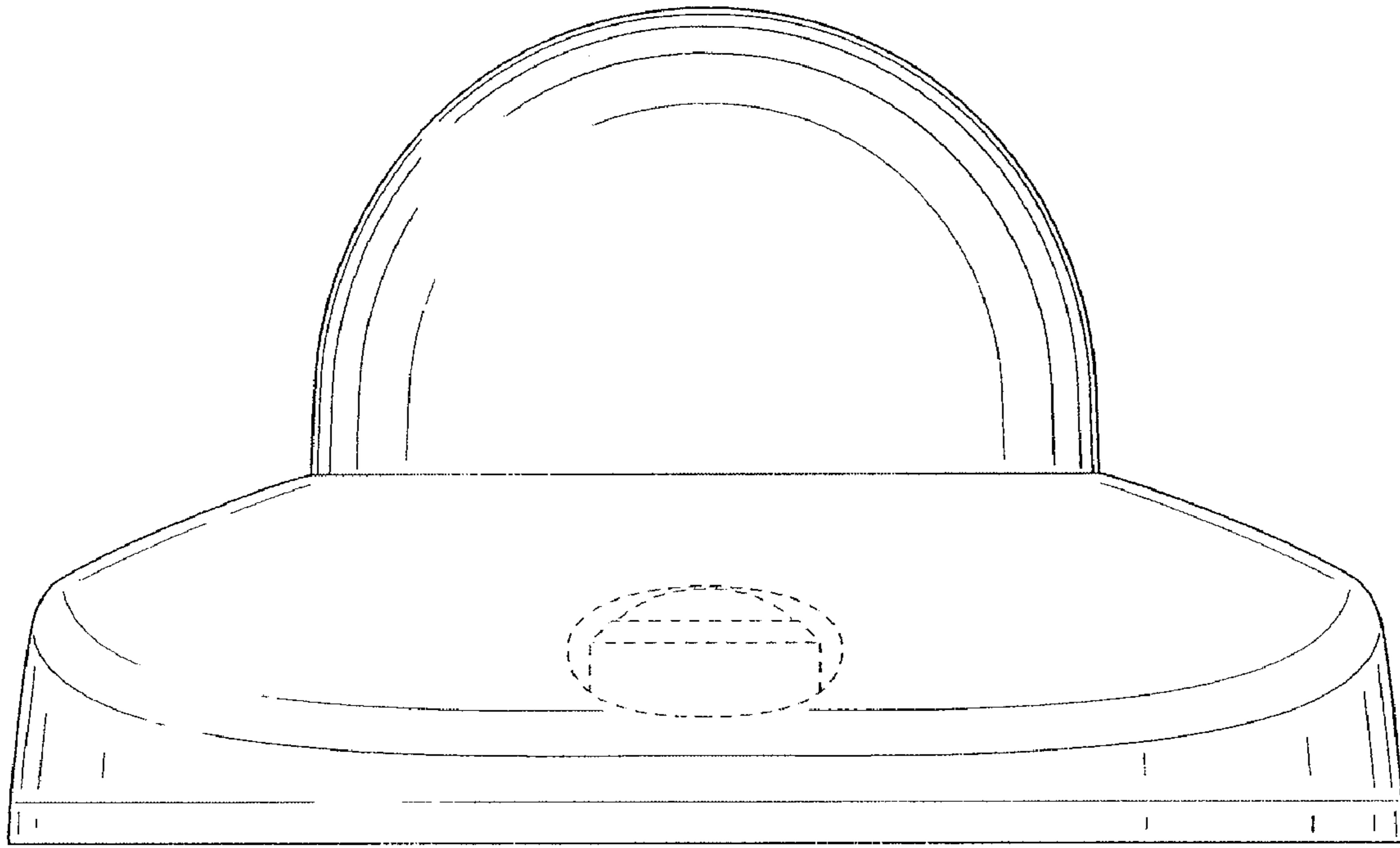


FIG. 1



**FIG. 2**

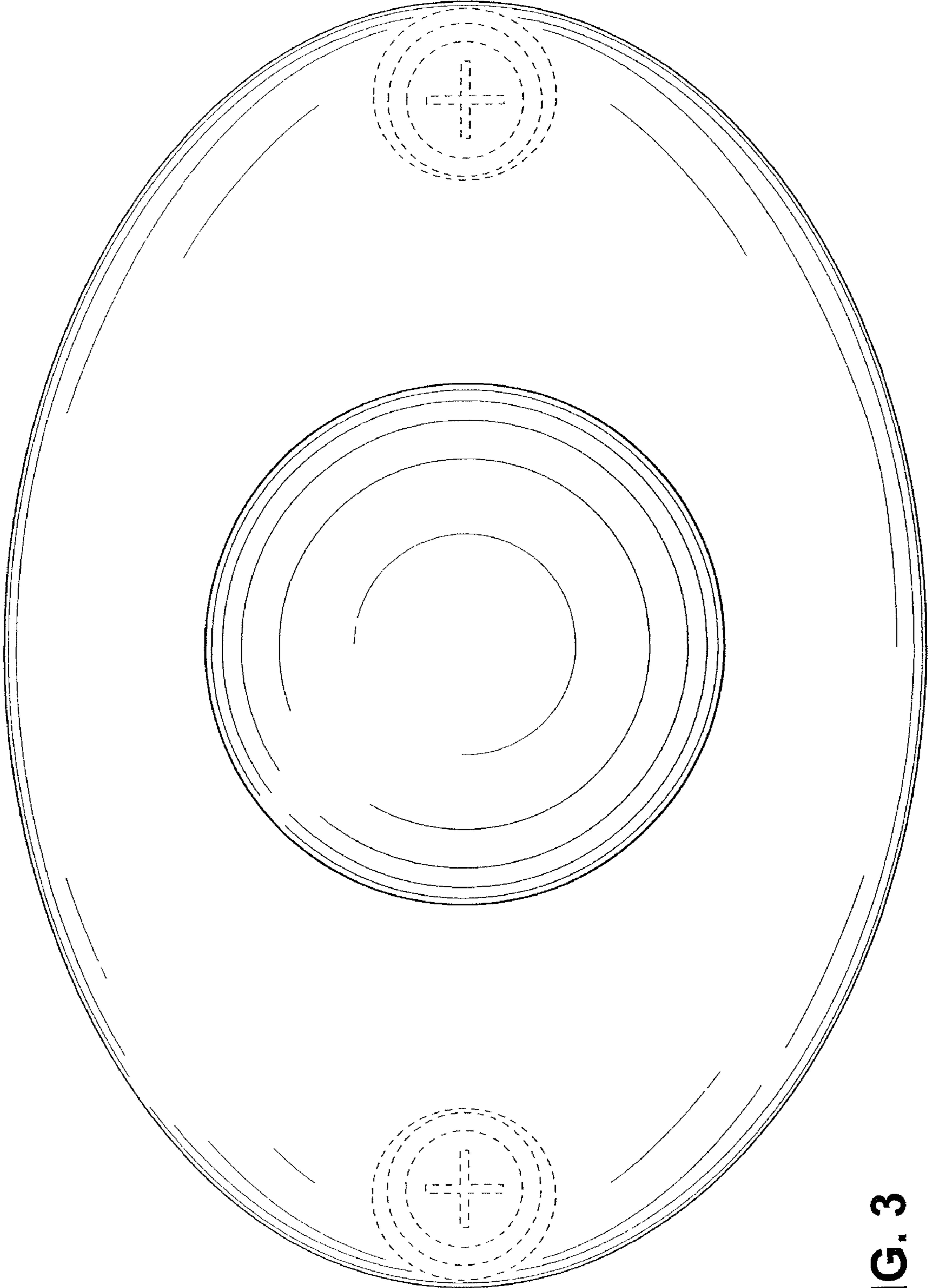


FIG. 3




FIG. 4