



US00D624421S

(12) **United States Design Patent**  
**Berger et al.**

(10) **Patent No.:** **US D624,421 S**

(45) **Date of Patent:** **\*\* Sep. 28, 2010**

(54) **CONTAINER WITH SIDE VIEWING WINDOW**

(75) Inventors: **Robert L. Berger**, Bound Brook, NJ  
(US); **Michael L. Turini**, Cranford, NJ  
(US)

(73) Assignee: **Schering Corporation**, Kenilworth, NJ  
(US)

(\*\*) Term: **14 Years**

(21) Appl. No.: **29/327,290**

(22) Filed: **Nov. 3, 2008**

(51) **LOC (9) Cl.** ..... **09-01**

(52) **U.S. Cl.** ..... **D9/516**

(58) **Field of Classification Search** ..... D9/500,  
D9/516, 529, 549, 553, 558, 566, 569, 572,  
D9/573, 574, 575, 723, 724; 215/381-385  
See application file for complete search history.

(56) **References Cited**

**U.S. PATENT DOCUMENTS**

|                   |         |                |       |         |
|-------------------|---------|----------------|-------|---------|
| D148,047 S *      | 12/1947 | Burger         | ..... | D9/558  |
| 3,361,304 A *     | 1/1968  | Thompson       | ..... | 222/190 |
| D298,514 S *      | 11/1988 | Dole et al.    | ..... | D9/571  |
| D300,265 S *      | 3/1989  | Brown et al.   | ..... | D28/7   |
| D338,159 S *      | 8/1993  | Densky et al.  | ..... | D9/724  |
| D355,844 S *      | 2/1995  | Bishop et al.  | ..... | D9/724  |
| D374,613 S *      | 10/1996 | Maxwell et al. | ..... | D9/694  |
| D438,789 S *      | 3/2001  | Choe et al.    | ..... | D9/724  |
| D466,553 S *      | 12/2002 | Yan            | ..... | D9/724  |
| D498,146 S *      | 11/2004 | Densky et al.  | ..... | D9/571  |
| D563,221 S *      | 3/2008  | Ashiwa et al.  | ..... | D9/500  |
| D563,798 S *      | 3/2008  | Gibson et al.  | ..... | D9/724  |
| 2003/0034322 A1 * | 2/2003  | Doherty et al. | ..... | 215/228 |

\* cited by examiner

*Primary Examiner*—Stella M Reid

*Assistant Examiner*—Elizabeth J Oswecki

(74) *Attorney, Agent, or Firm*—Barry H. Jacobsen

(57) **CLAIM**

The ornamental design for a container with side viewing window, as shown and described.

**DESCRIPTION**

FIG. 1 is a front perspective view of container with side viewing window showing my new design;

FIG. 2 is a front elevational view thereof, the rear being identical thereto;

FIG. 3 is a left side elevational view thereof;

FIG. 4 is a top plan view thereof;

FIG. 5 is a right side elevational view thereof;

FIG. 6 is a perspective view of a second embodiment of the container as disclosed in FIG. 1;

FIG. 7 is a front elevational view thereof, the rear being identical thereto;

FIG. 8 is a left side elevational view thereof; and,

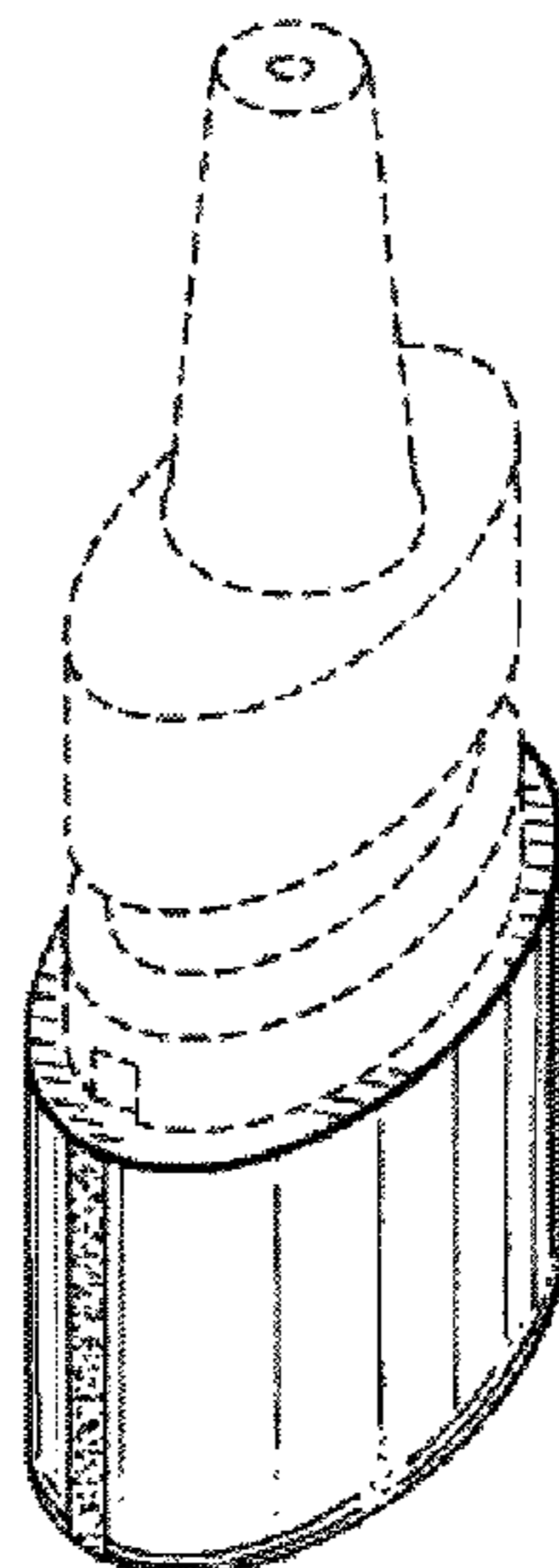
FIG. 9 is a right side elevational view thereof.

The top plan view of the second embodiment of the container is identical to the top plan view shown in FIG. 4.

All sides not shown form no part of the claimed design.

The broken line showing of a container dispenser in FIGS. 1-9 is included for the purpose of illustrating only and forms no part of the claimed design.

**1 Claim, 3 Drawing Sheets**



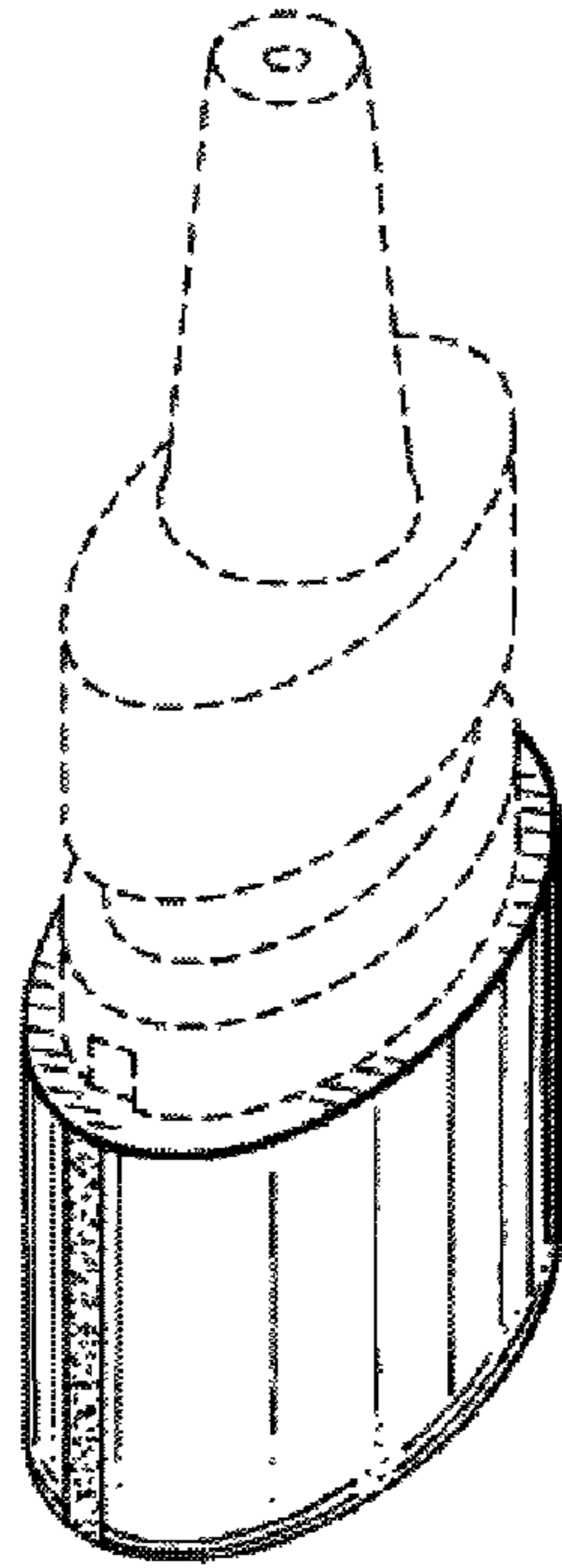


FIG. 1

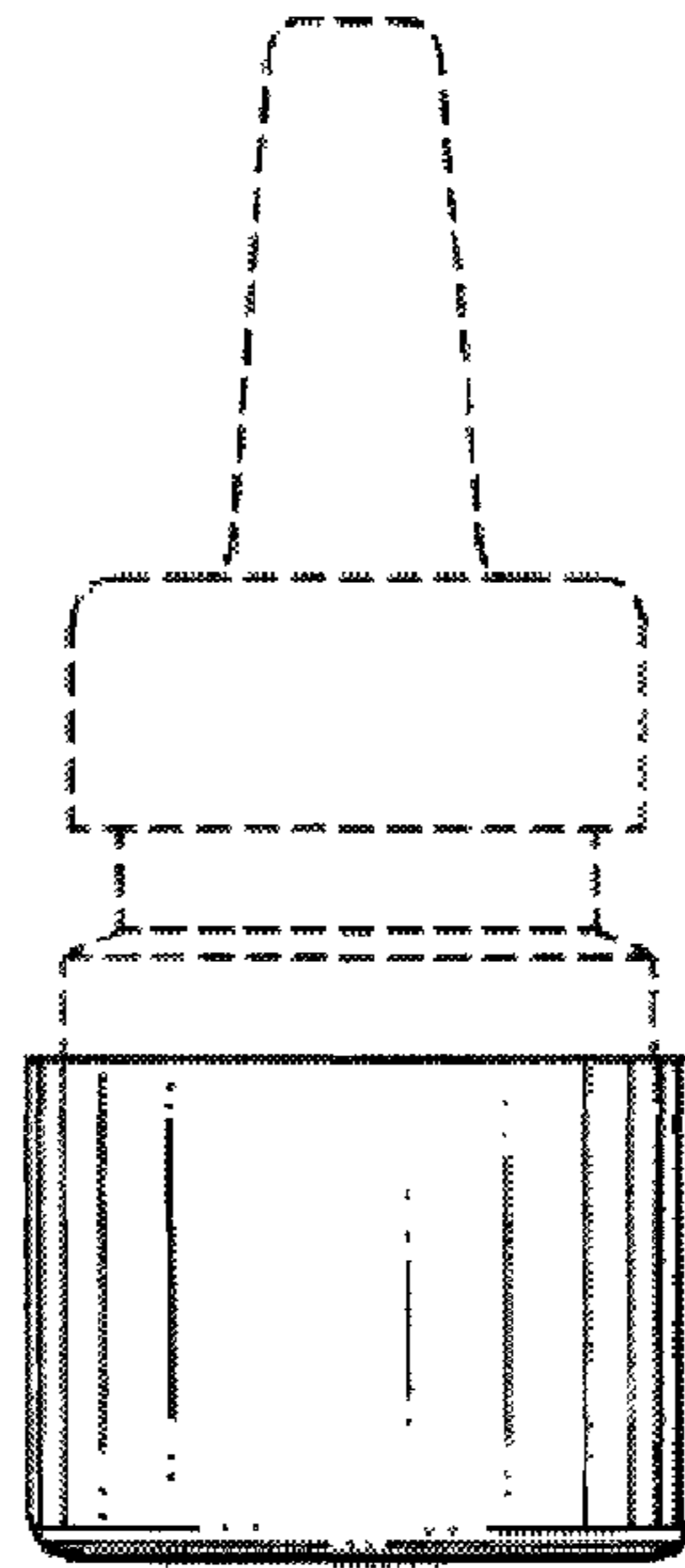


FIG. 2

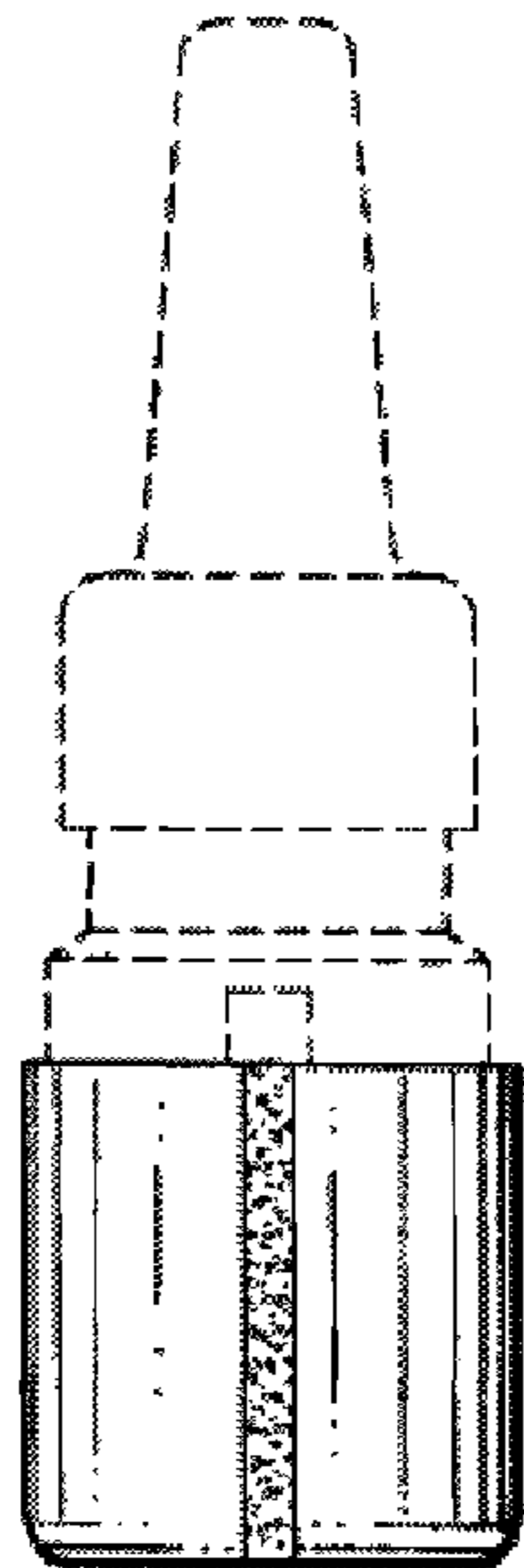


FIG. 3

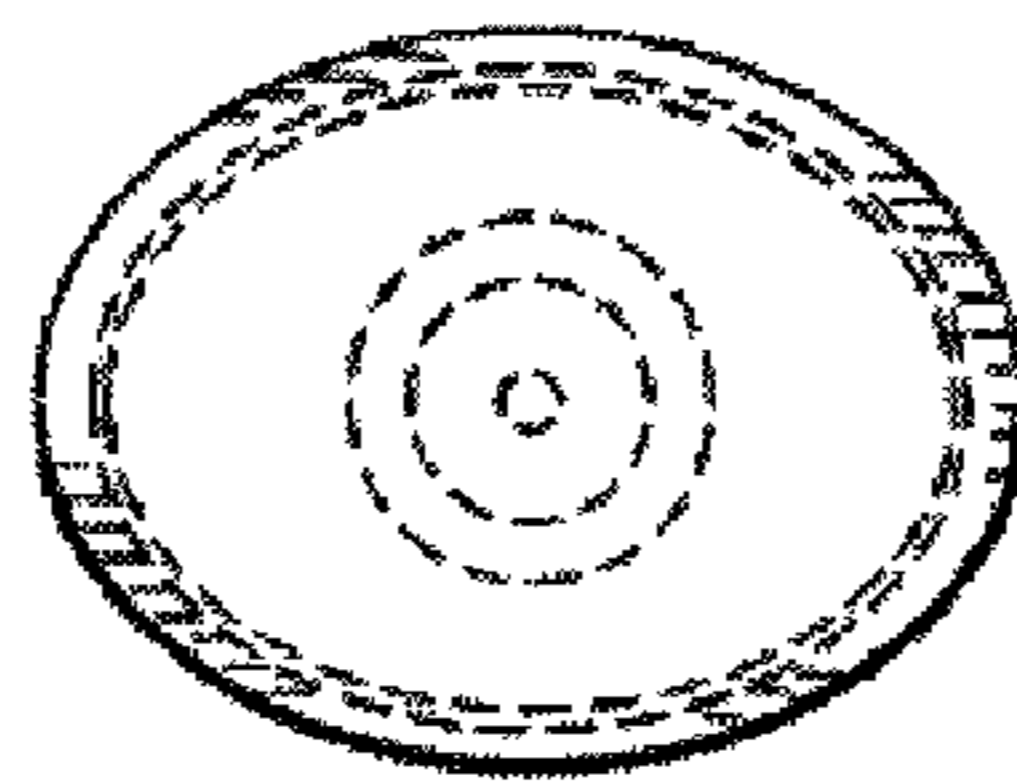


FIG. 4

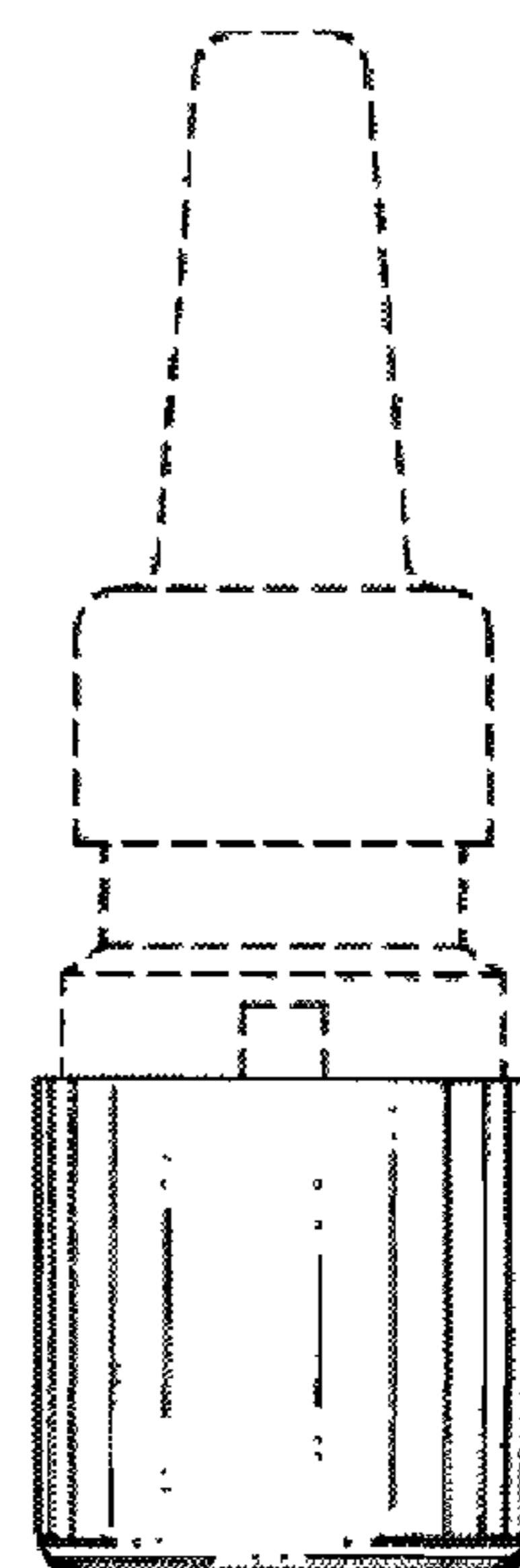


FIG. 5

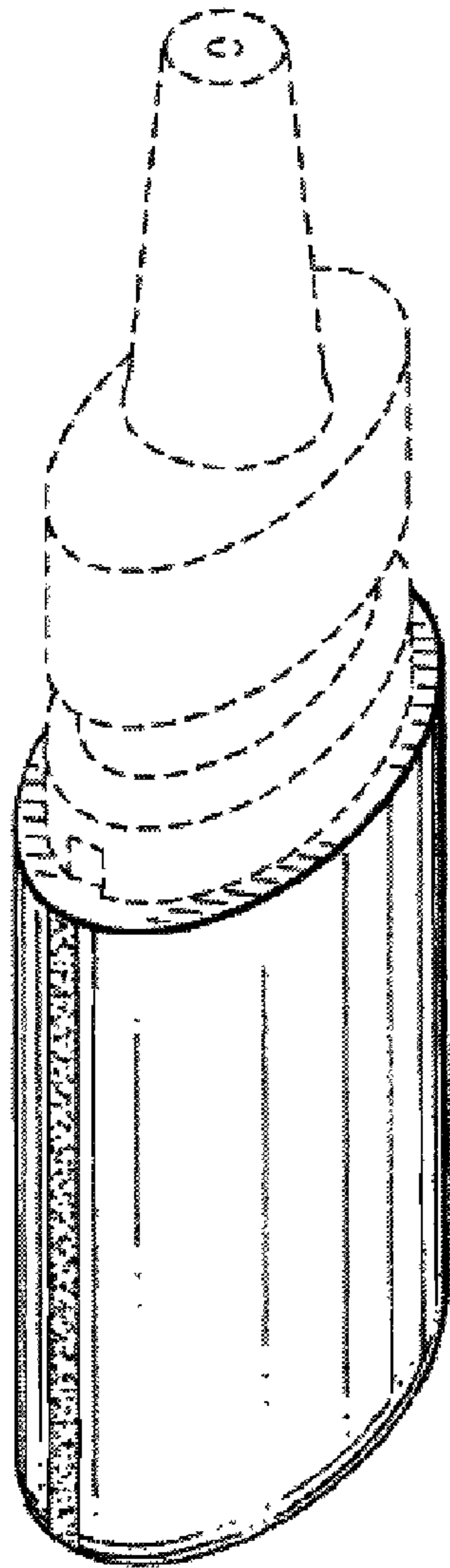


FIG. 6

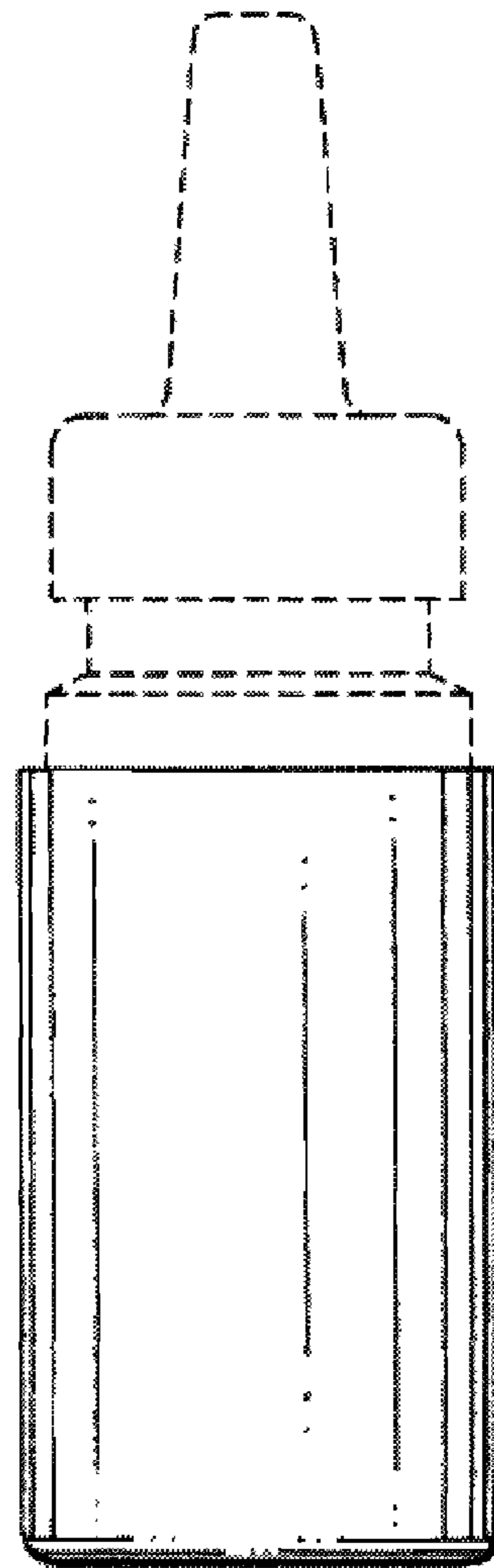


FIG. 7

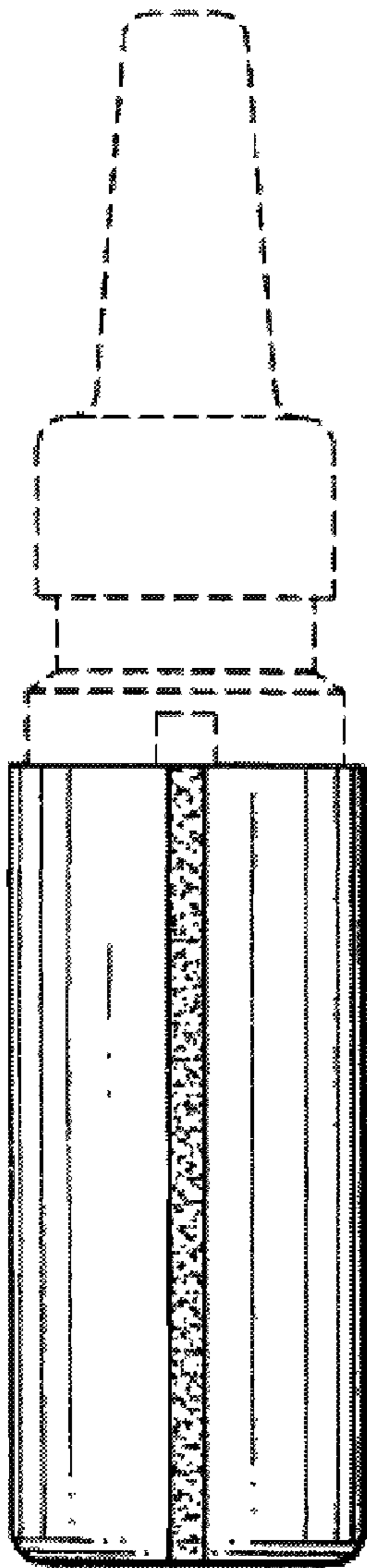


FIG. 8

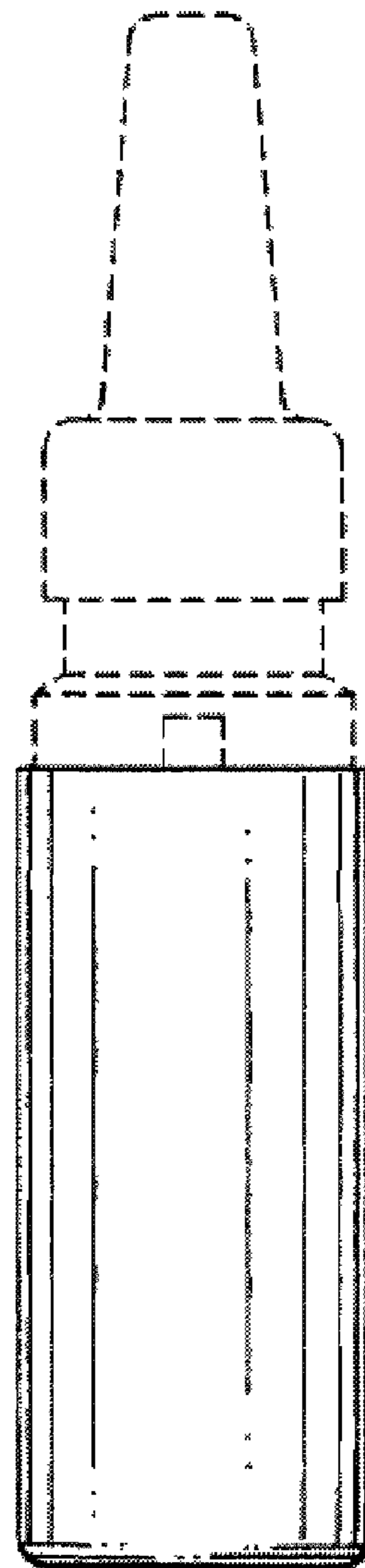


FIG. 9