

US00D624389S

(12) **United States Design Patent**
Stevens et al.

(10) **Patent No.:** **US D624,389 S**
(45) **Date of Patent:** **** Sep. 28, 2010**

(54) **LOCK**

(75) Inventors: **Scott B. Stevens**, Oak Creek, WI (US);
David Kearns, Hartford, WI (US)

(73) Assignee: **Master Lock Company LLC**, Oak
Creek, WI (US)

(**) Term: **14 Years**

(21) Appl. No.: **29/354,035**

(22) Filed: **Jan. 19, 2010**

(51) **LOC (9) Cl.** **08-07**

(52) **U.S. Cl.** **D8/331**

(58) **Field of Classification Search** D8/330,
D8/331, 333, 317, 335, 336, 337, 338, 341,
D8/342, 348, 350, 352; 70/14, 20, 21, 24,
70/27, 32, 39, 41, 52-56, 86, 423, 57, DIG. 38,
70/DIG. 39

See application file for complete search history.

(56) **References Cited**

U.S. PATENT DOCUMENTS

4,754,626	A *	7/1988	Siegel	70/32
D344,011	S	2/1994	Carsello		
D347,564	S	6/1994	Carsello		
D348,602	S	7/1994	Carsello		
D348,821	S	7/1994	Carsello		
D352,888	S	11/1994	Carsello		
D361,488	S	8/1995	Carsello		
D361,489	S	8/1995	Carsello		
D361,706	S	8/1995	Carsello		
D363,872	S	11/1995	Carsello		
D372,417	S	8/1996	Jimenez		
D372,854	S	8/1996	Jimenez		
D373,063	S	8/1996	Carsello		
D373,523	S	9/1996	Carsello		
D400,777	S	11/1998	Carsello		
D406,056	S	2/1999	Flores et al.		
D406,528	S	3/1999	Flores et al.		
D407,292	S	3/1999	Carsello		

D426,452	S	6/2000	McElroy et al.
D428,324	S	7/2000	McElroy et al.
D431,443	S	10/2000	Rodriguez et al.
D435,423	S	12/2000	Rodriguez et al.
D436,933	S	1/2001	Armstrong
D437,216	S	2/2001	Saputo et al.
D437,771	S	2/2001	Barnes et al.
D443,194	S	6/2001	Rodriguez

(Continued)

Primary Examiner—Prabhakar Deshmukh
(74) *Attorney, Agent, or Firm*—Calfee, Halter & Griswold
LLP

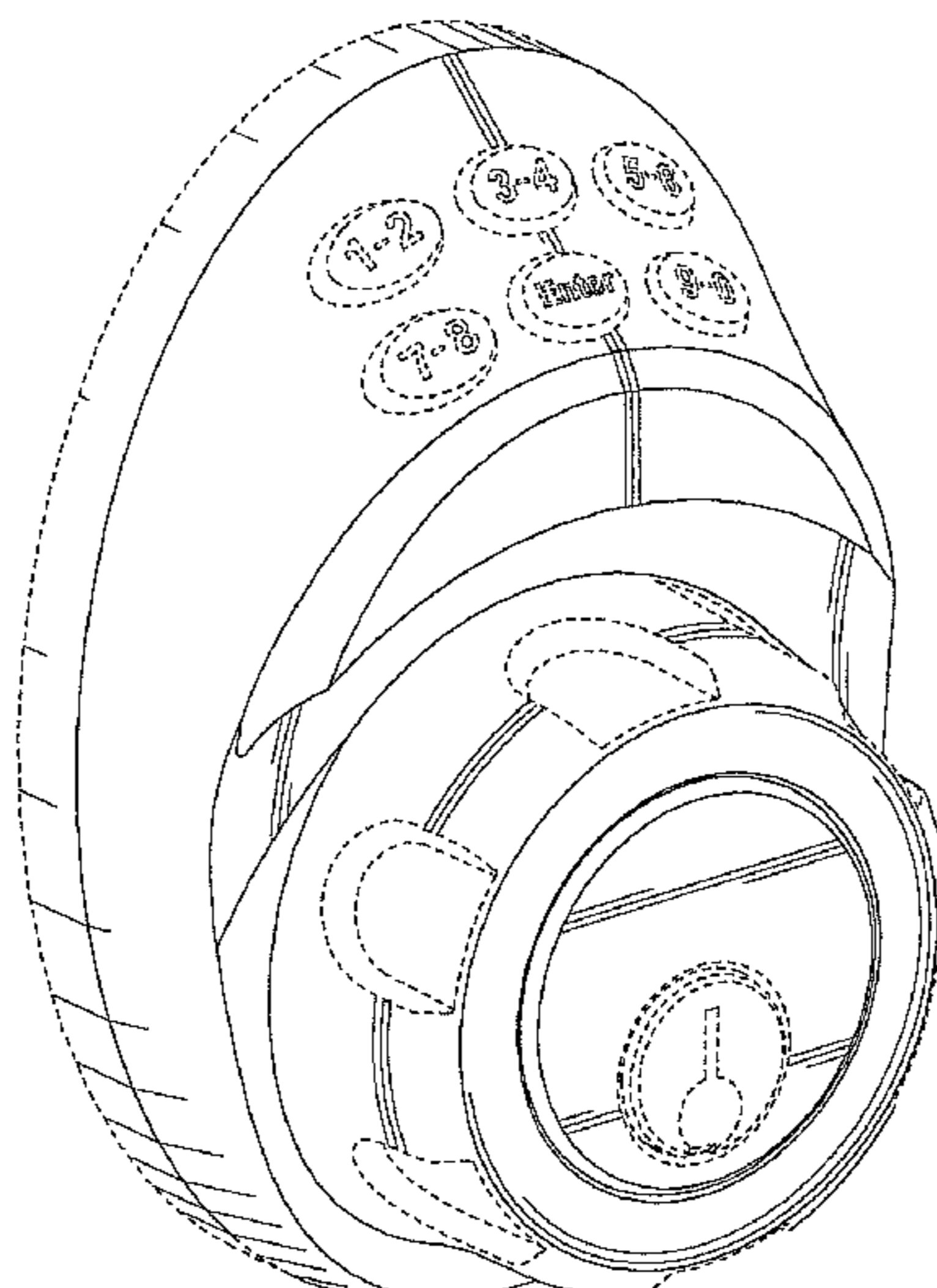
(57) **CLAIM**

We claim the ornamental design for a lock, as shown and described.

DESCRIPTION

FIG. 1 is a front perspective view of a lock showing the new design;
FIG. 2 is a front view of the lock of FIG. 1;
FIG. 3 is a rear view of the lock of FIG. 1;
FIG. 4 is a top view of the lock of FIG. 1;
FIG. 5 is a bottom view of the lock of FIG. 1;
FIG. 6 is a left side view of the lock of FIG. 1; and,
FIG. 7 is a right side view of the lock of FIG. 1.
The broken lines, which define the bounds of the claimed design, form no part thereof. The broken lines environment is for illustrative purpose only and forms no part of the claimed design.

1 Claim, 4 Drawing Sheets



US D624,389 S

Page 2

U.S. PATENT DOCUMENTS

D443,808 S	6/2001	Adelmeyer	D473,780 S	4/2003	Singtoroj et al.
D446,122 S	8/2001	Weinstein et al.	D484,390 S *	12/2003	Abernethy et al. D8/331
D447,927 S	9/2001	LaPlume et al.	D487,388 S	3/2004	Gundlach et al.
6,298,699 B1 *	10/2001	Gartner et al. 70/278.1	6,895,791 B2 *	5/2005	Alexander et al. 70/277
D450,558 S	11/2001	Ables	D510,516 S *	10/2005	Magnusson D8/331
D452,131 S	12/2001	Rodriguez	D514,921 S	2/2006	Kosasih
D453,897 S	2/2002	LaPlume et al.	D519,350 S *	4/2006	Critelli et al. D8/96
D453,898 S	2/2002	Barnes et al.	D520,331 S	5/2006	Samson et al.
D453,899 S	2/2002	LaPlume et al.	D520,332 S	5/2006	Samson et al.
D454,049 S	3/2002	LaPlume et al.	D524,630 S	7/2006	Veltz
D457,048 S	5/2002	Zoerner et al.	D525,512 S	7/2006	Veltz
D457,049 S	5/2002	Zoerner et al.	D525,516 S	7/2006	Veltz
D458,829 S	6/2002	Zoerner	D537,702 S	3/2007	Roberts, III
D458,839 S	6/2002	Weinstein et al.	D540,140 S	4/2007	Soriano et al.
D461,700 S	8/2002	Meredith	D540,147 S	4/2007	Singtoroj
D463,968 S	10/2002	LaPlume et al.	D541,620 S	5/2007	Roberts, III
D464,565 S	10/2002	Weinstein et al.	D541,621 S	5/2007	Schneider
D464,877 S	10/2002	Weinstein et al.	D542,115 S	5/2007	Hanna et al.
D465,989 S	11/2002	Carsello et al.	D543,435 S	5/2007	Roberts, III
D467,155 S	12/2002	Underhill et al.	D545,169 S	6/2007	Kosasih
D468,836 S	1/2003	McFee	D547,830 S	7/2007	Veltz et al.
D472,788 S	4/2003	Zoerner et al.	D552,961 S *	10/2007	Roberts D8/331
D472,794 S	4/2003	LaPlume et al.	D594,311 S *	6/2009	Stevens D8/334

* cited by examiner

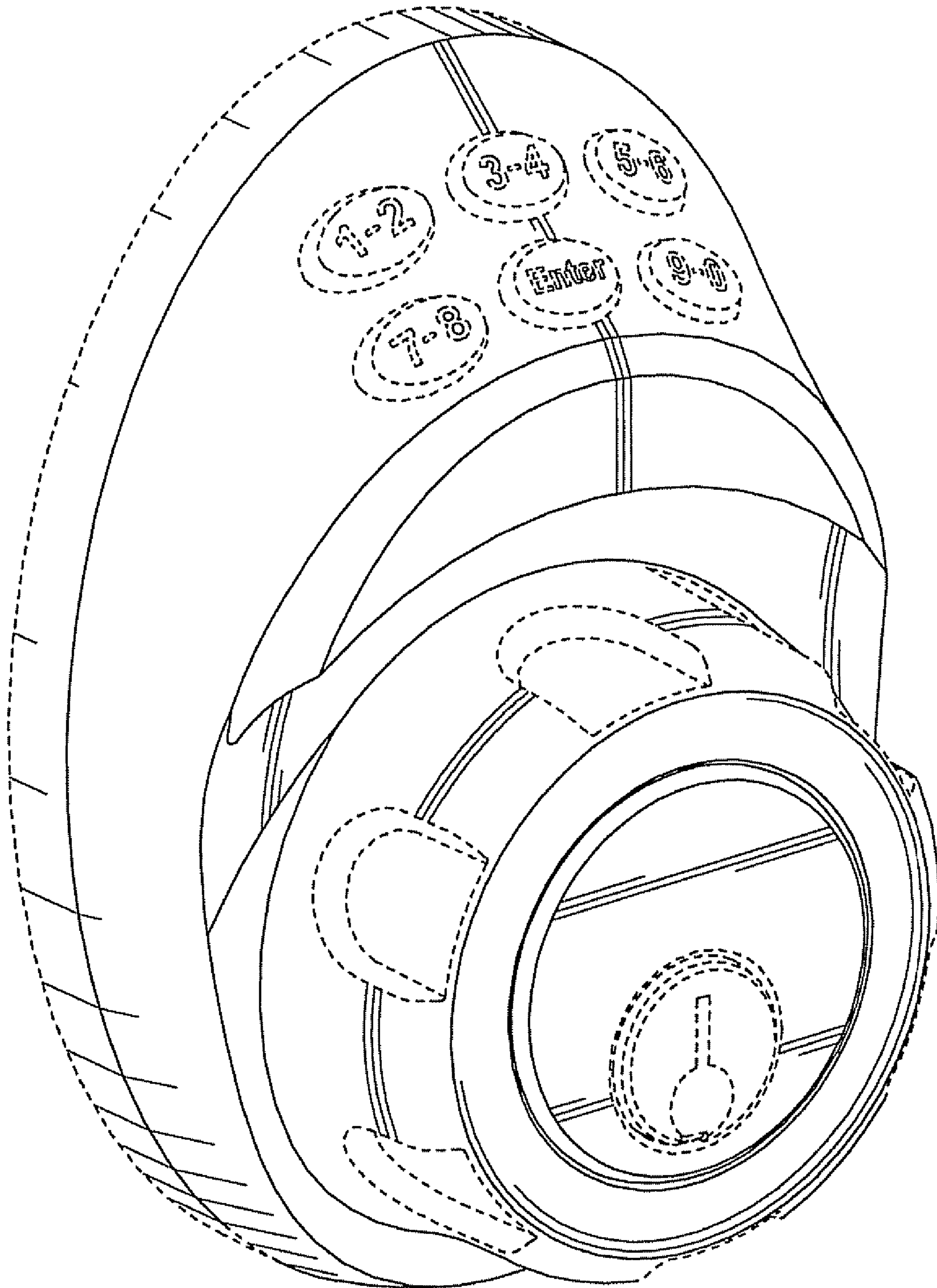


FIG. 1

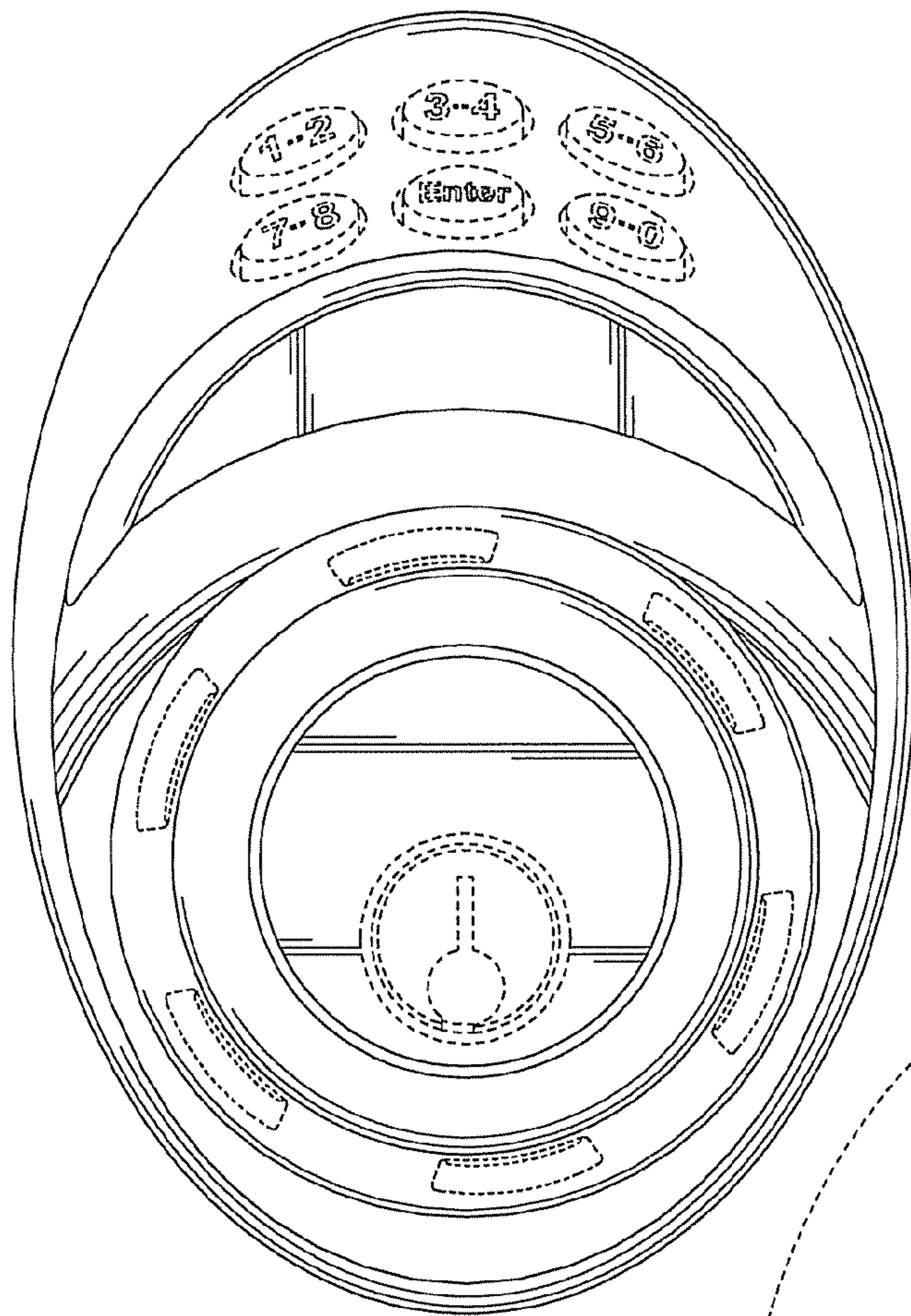


FIG. 2




FIG. 3

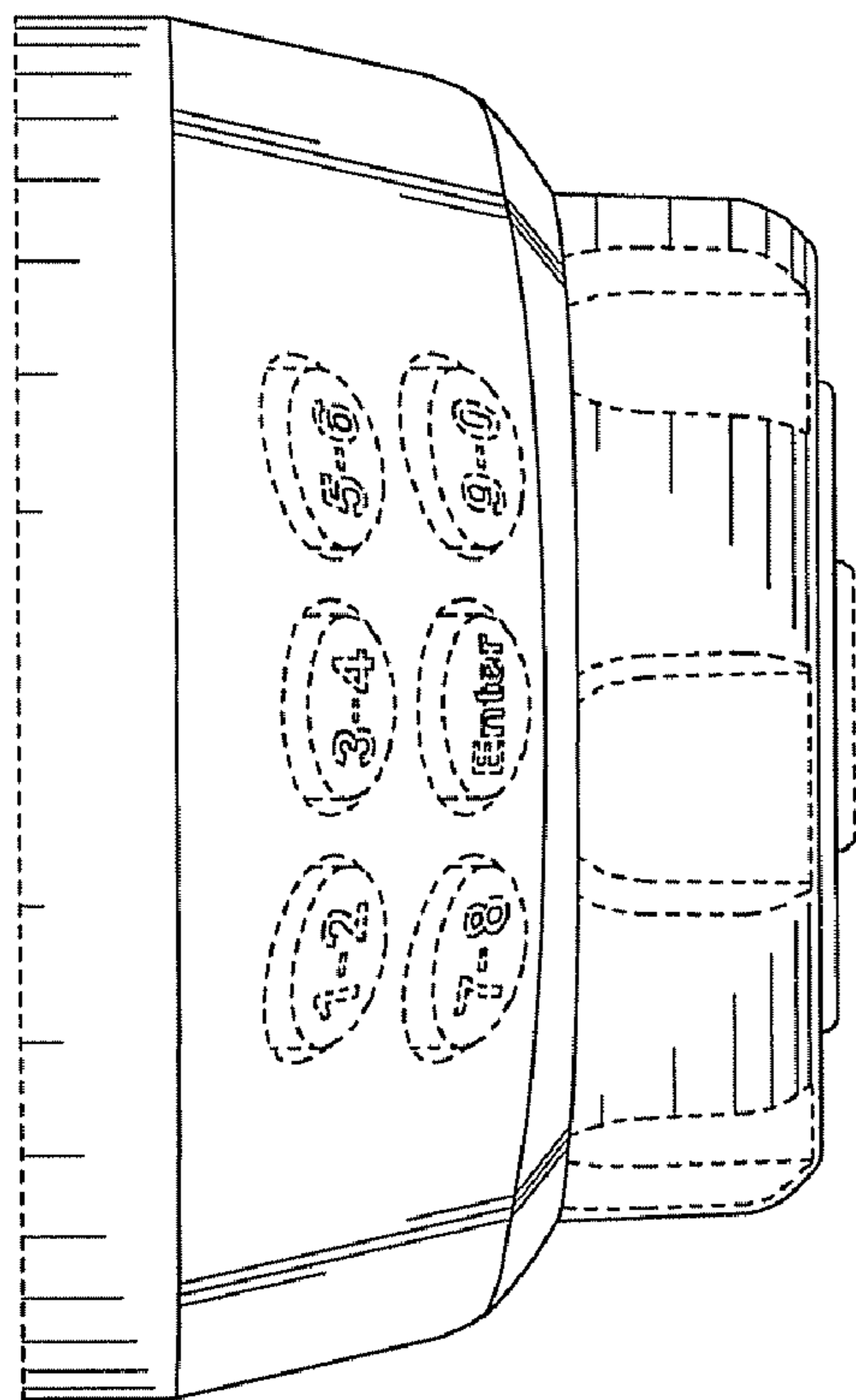


FIG. 4

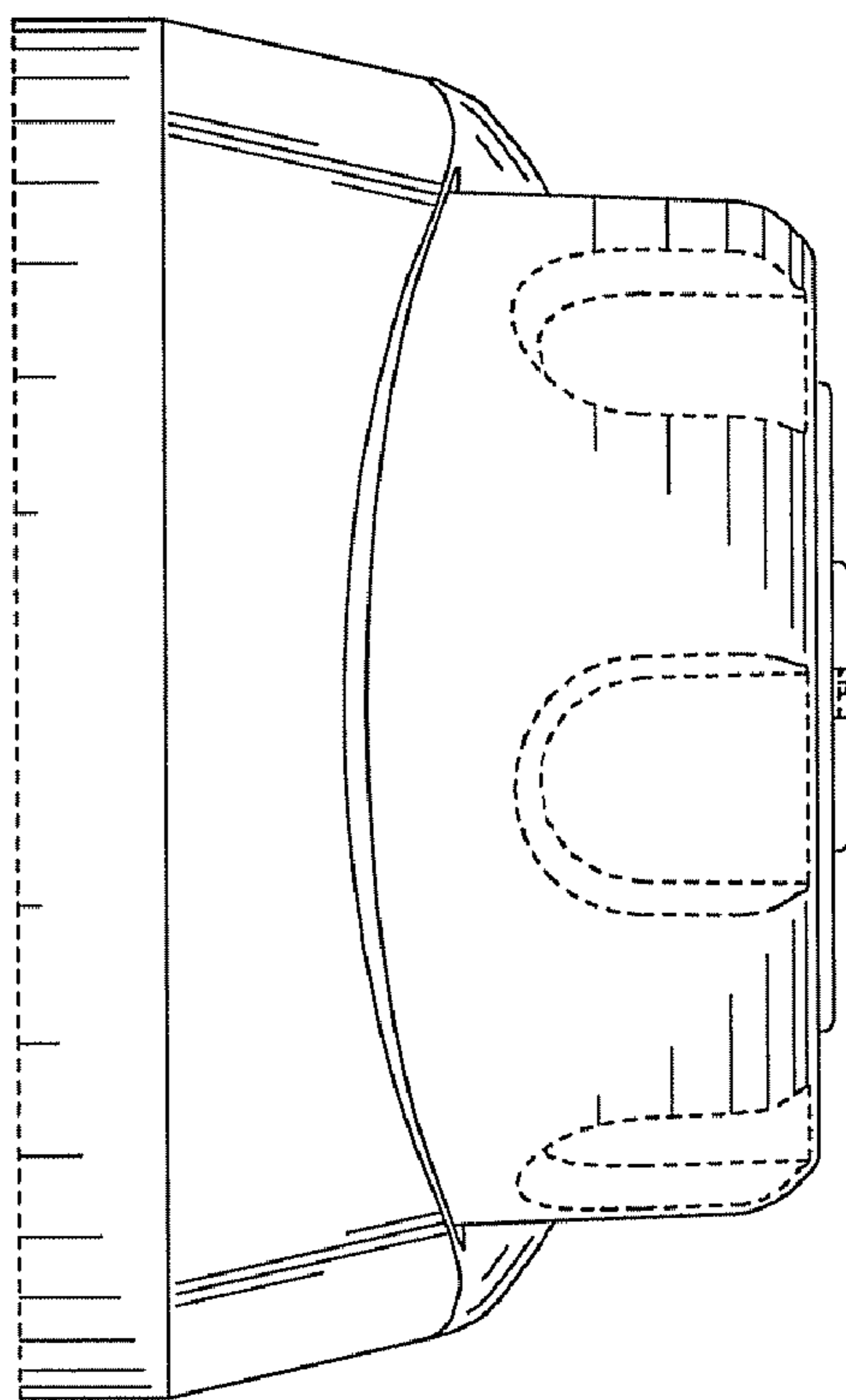


FIG. 5

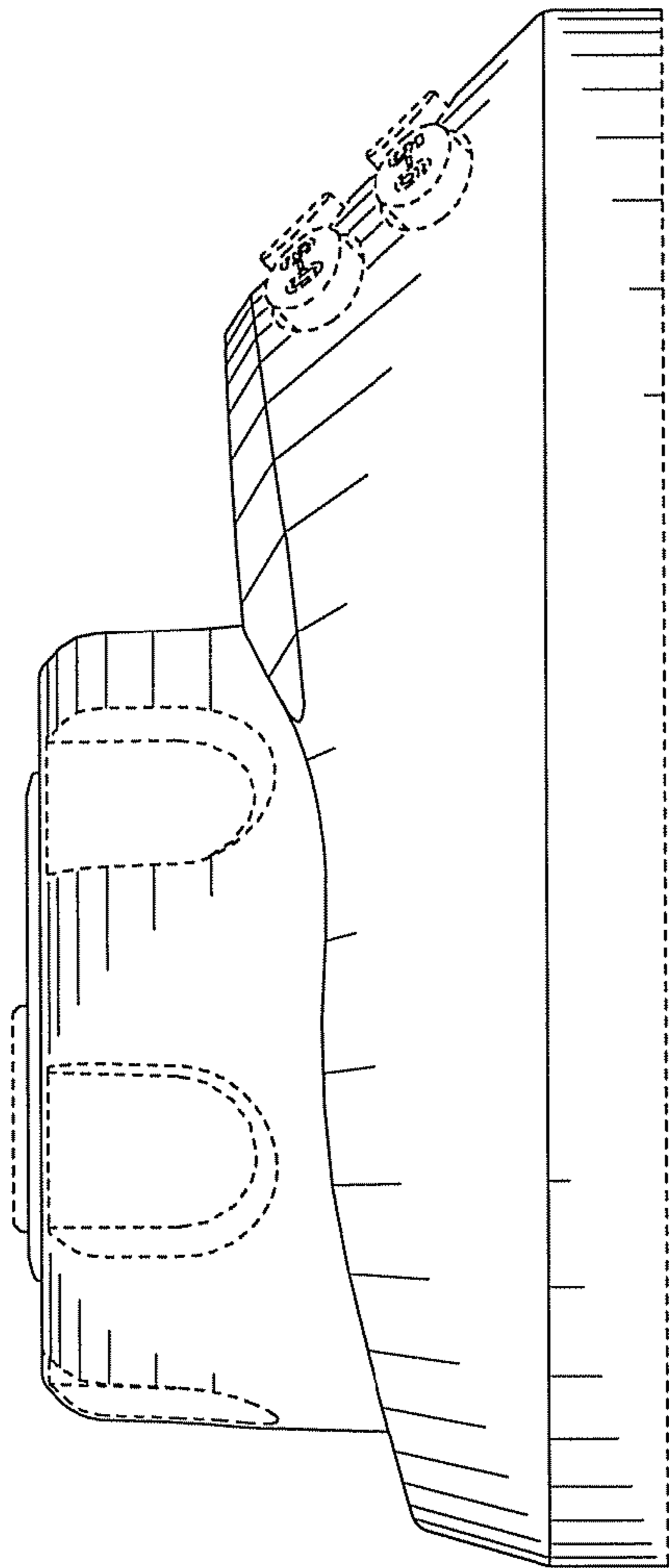


FIG. 6

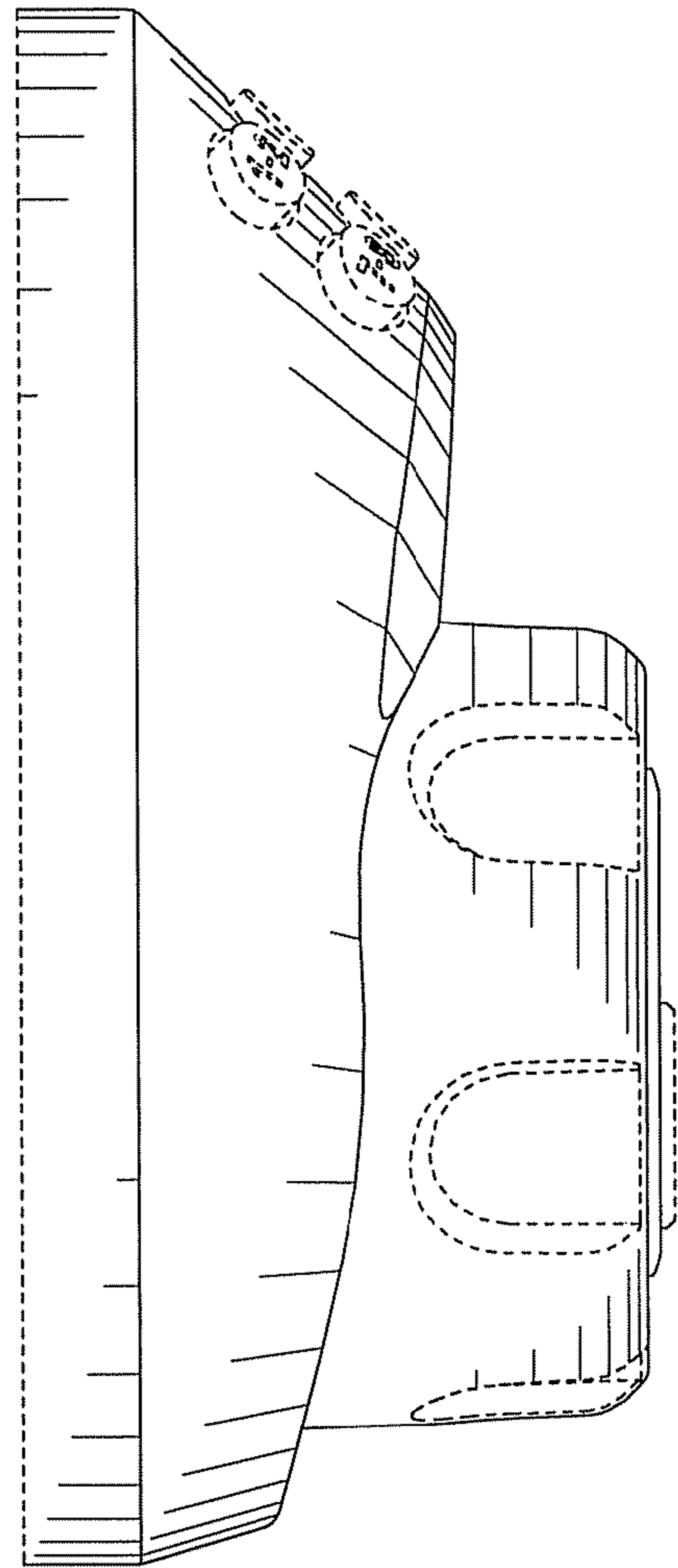


FIG. 7