



US00D624382S

(12) **United States Design Patent**
Loniewski et al.

(10) **Patent No.:** **US D624,382 S**

(45) **Date of Patent:** **** Sep. 28, 2010**

(54) **SCREWDRIVER HEAD**

(76) Inventors: **Grzegorz Loniewski**, 203 N. Eastwood Ave., Mount Prospect, IL (US) 60056-2416; **Scott Anthony Nightlinger**, 203 N. Eastwood Ave., Mount Prospect, IL (US) 60056-2416; **Agnieszka Monika Loniewska**, 203 N. Eastwood Ave., Mount Prospect, IL (US) 60056-2416; **Piotr Loniewski**, ul. Ostrobramska 80 / 86, 04-163 Warsaw (PL)

(**) Term: **14 Years**

(21) Appl. No.: **29/313,341**

(22) Filed: **Dec. 29, 2008**

(51) **LOC (9) Cl.** **08-04**

(52) **U.S. Cl.** **D8/86**

(58) **Field of Classification Search** D8/86, D8/387; D24/133, 152; 81/436, 441, 445, 81/459; 470/98; 408/144, 222

See application file for complete search history.

(56) **References Cited**

U.S. PATENT DOCUMENTS

4,285,255 A	8/1981	Winfrey	
4,708,542 A *	11/1987	Emanuelli	408/144
5,037,251 A *	8/1991	Roth	408/222
5,528,966 A	6/1996	Coppejans	
D371,947 S	7/1996	Mellinger	
D412,653 S	8/1999	Dorer	

D415,016 S *	10/1999	Murguia	D8/387
D417,827 S *	12/1999	Gillman	D8/14
D423,901 S	5/2000	De Prisco	
D436,513 S	1/2001	Yamakawa	
D438,774 S	3/2001	Huang et al.	
D453,289 S	2/2002	Campbell	
D474,388 S	5/2003	Wu et al.	

* cited by examiner

Primary Examiner—Philip S Hyder
Assistant Examiner—Roselynnne Cody

(57) **CLAIM**

The ornamental design for a screwdriver head, as shown and described.

DESCRIPTION

FIG. 1 is a front perspective view of our new design;

FIG. 2 is a slightly enlarged right-side elevational view of the design illustrated in FIG. 1;

FIG. 3 is a slightly enlarged left-side elevational view of the design illustrated in FIG. 1;

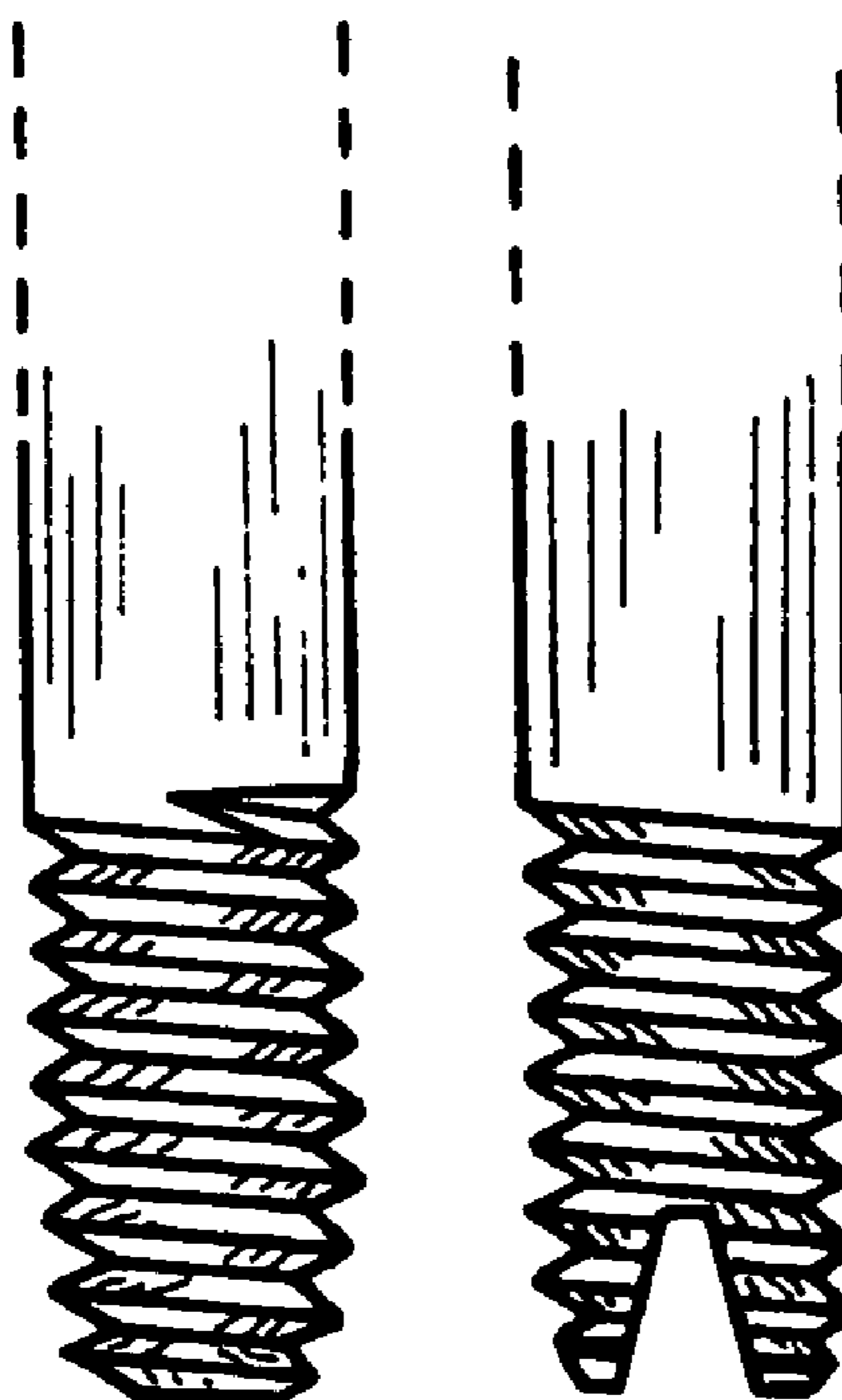
FIG. 4 is a slightly enlarged top plan view of the design illustrated in FIG. 1;

FIG. 5 is a slightly enlarged bottom plan view of the design illustrated in FIG. 1; and,

FIG. 6 is a front elevational view of the screwdriver head design shown in FIG. 1.

The broken line portion shown in the figures is for illustrative purposes only and forms no part of the claimed design.

1 Claim, 1 Drawing Sheet



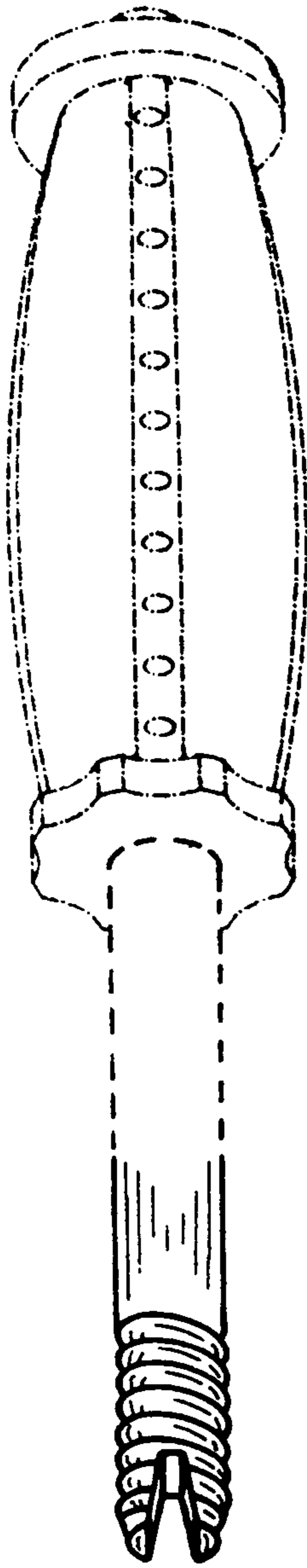


Fig. 1



Fig. 6

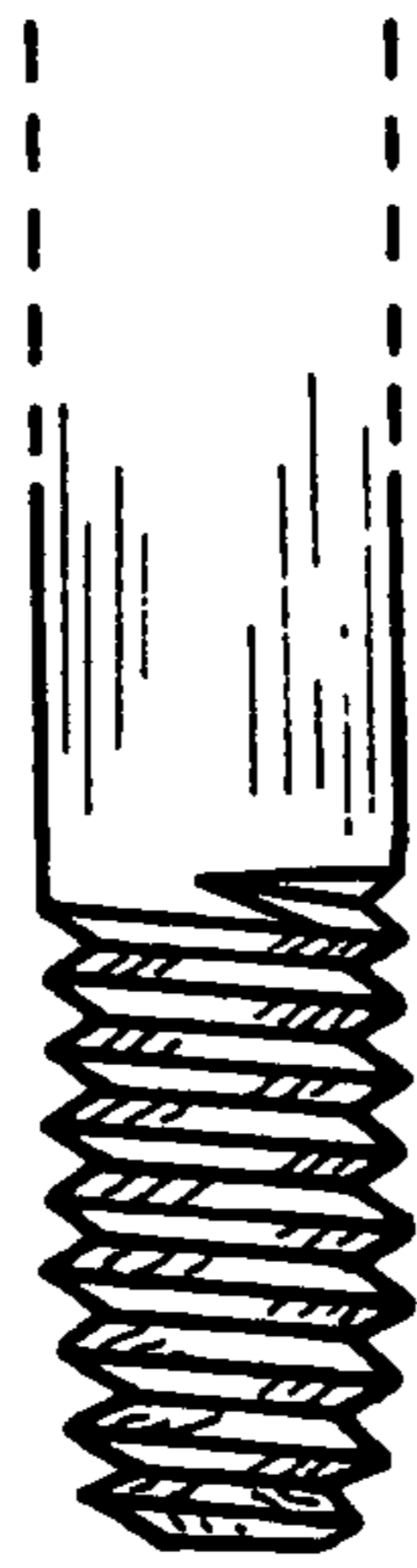


Fig. 2




Fig. 3




Fig. 4



Fig. 5